

US00D621082S

(12) **United States Design Patent**
Coushaine et al.

(10) **Patent No.:** **US D621,082 S**
(45) **Date of Patent:** **** Aug. 3, 2010**

(54) **SWIVEL LAMP**

7,591,572 B1 * 9/2009 Levine 362/427

(75) Inventors: **Charles Coushaine**, Rindge, NH (US);
Laura Peach, New Boston, NH (US)

(73) Assignee: **Osram Sylvania Inc.**, Danvers, MA
(US)

(**) Term: **14 Years**

(21) Appl. No.: **29/348,305**

(22) Filed: **Dec. 17, 2009**

(51) **LOC (9) Cl.** **26-05**

(52) **U.S. Cl.** **D26/61**

(58) **Field of Classification Search** D26/61-66,
D26/60, 72, 85, 93, 104, 106, 109; 362/147,
362/217.01-217.03, 277, 282, 285, 310,
362/410-414

See application file for complete search history.

(56) **References Cited**

U.S. PATENT DOCUMENTS

| | | | | |
|--------------|---------|--------------|-------|--------|
| D295,329 S * | 4/1988 | Roos et al. | | D26/75 |
| D357,759 S | 4/1995 | Geissler | | |
| RE36,696 E | 5/2000 | Blackman | | |
| D513,643 S * | 1/2006 | Vakil et al. | | D26/76 |
| D563,003 S | 2/2008 | Aleksjew | | |
| D576,334 S * | 9/2008 | Levine | | D26/76 |
| D581,569 S * | 11/2008 | Levine | | D26/61 |
| D585,152 S * | 1/2009 | Levine | | D26/76 |

OTHER PUBLICATIONS

LED lamp marketed by Osram Sylvania under the name DOT-it (R) "Linear Swivel" depicted on website www.sylvania.com/Consumer Products Lifestyle Solutions visited Jun. 11, 2009 (1 page).
LED lamp marketed by Osram Sylvania under the name "Motion Sensor LED Night Light Generation 2" sold in the United States Apr. 2009.

* cited by examiner

Primary Examiner—Susan M Lee

Assistant Examiner—Linda G. Brooks

(74) *Attorney, Agent, or Firm*—Edward S. Podszus

(57) **CLAIM**

The ornamental design for a swivel lamp, as shown.

DESCRIPTION

FIG. 1 is a perspective view of the new design for a swivel lamp as seen from the front, right side;

FIG. 2 is a top plan view thereof;

FIG. 3 is a front elevational view thereof;

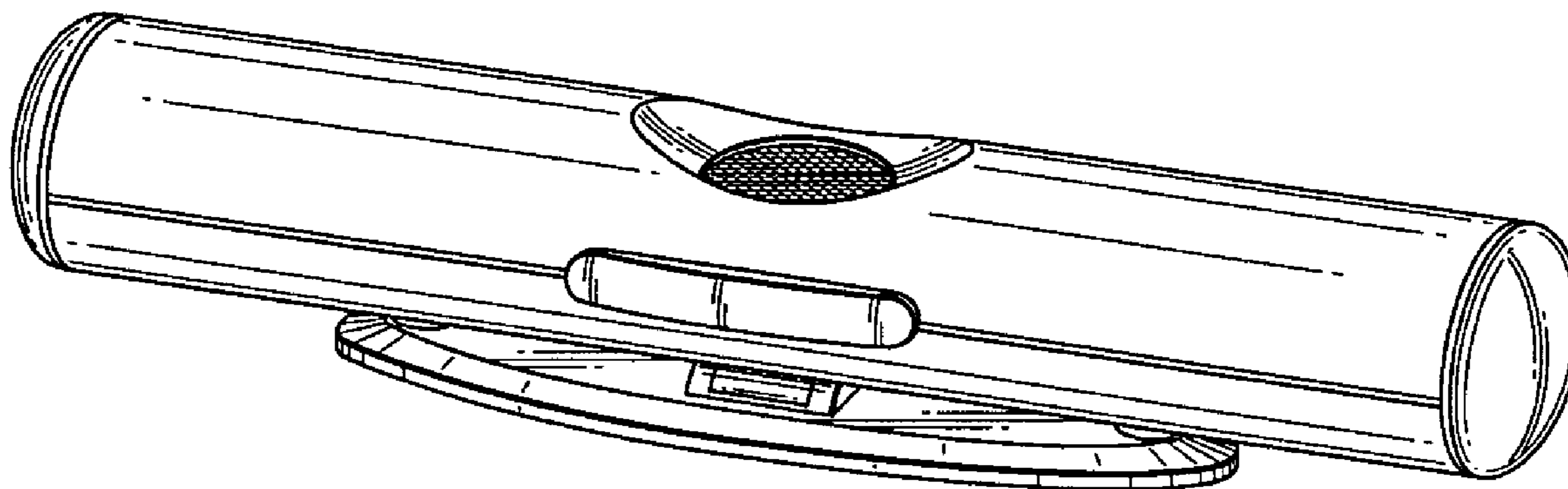
FIG. 4 is a bottom plan view thereof;

FIG. 5 is a rear view thereof;

FIG. 6 is a left side view thereof; and,

FIG. 7 is a right side view thereof.

1 Claim, 4 Drawing Sheets



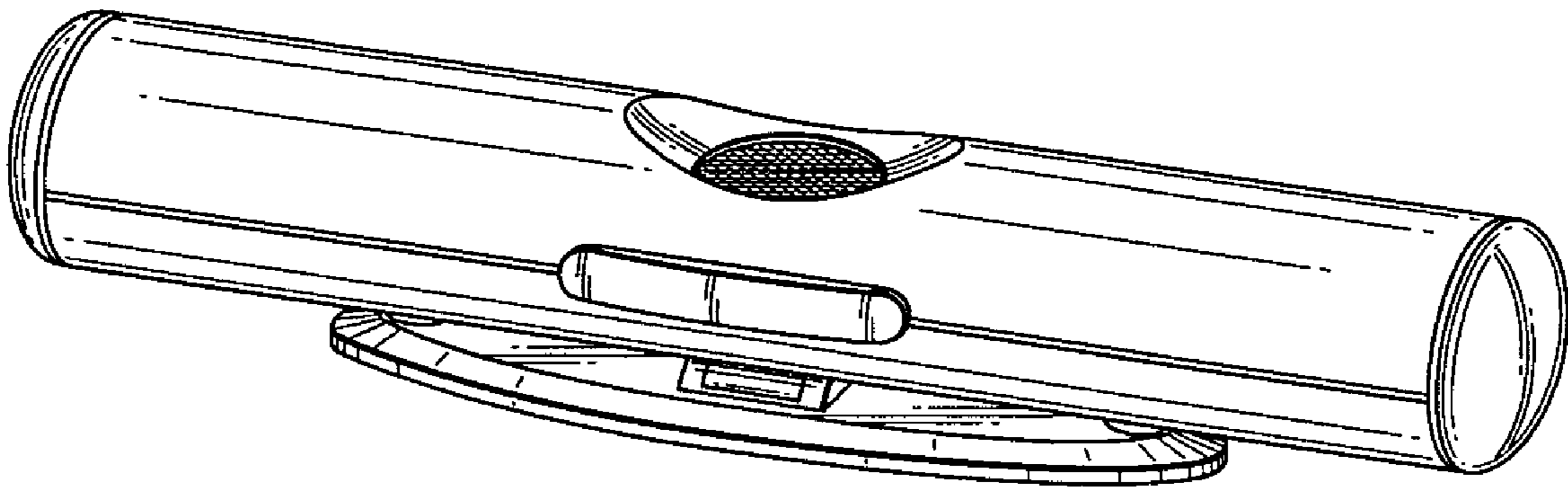


FIG. 1

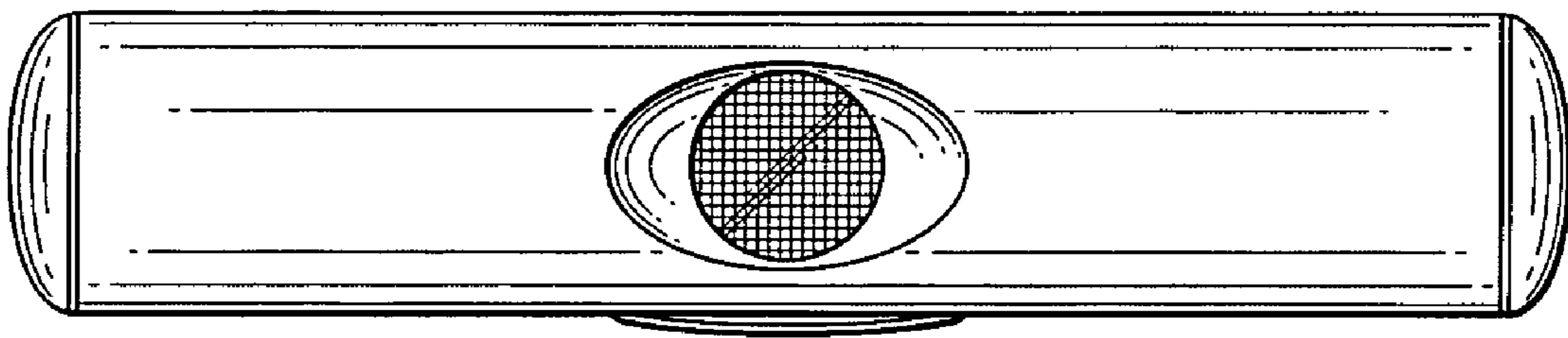


FIG. 2

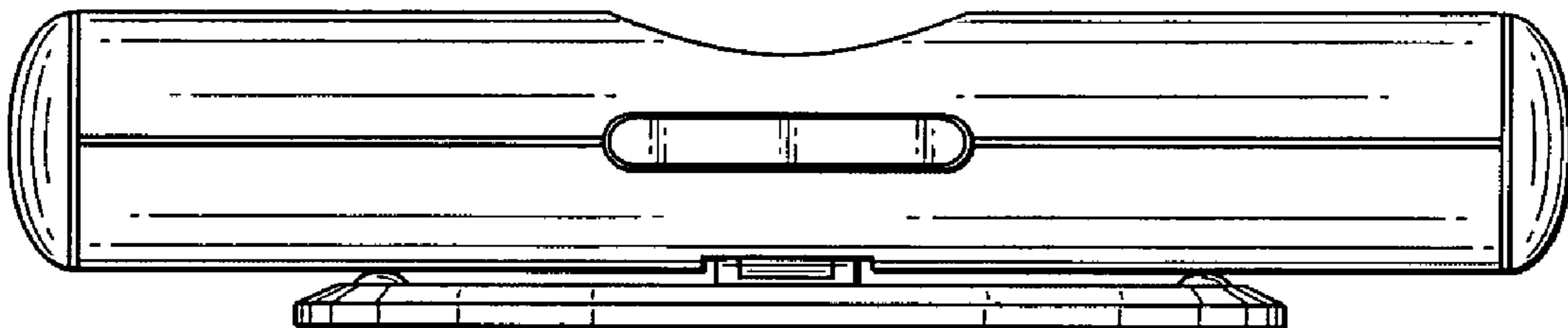


FIG. 3




FIG. 4

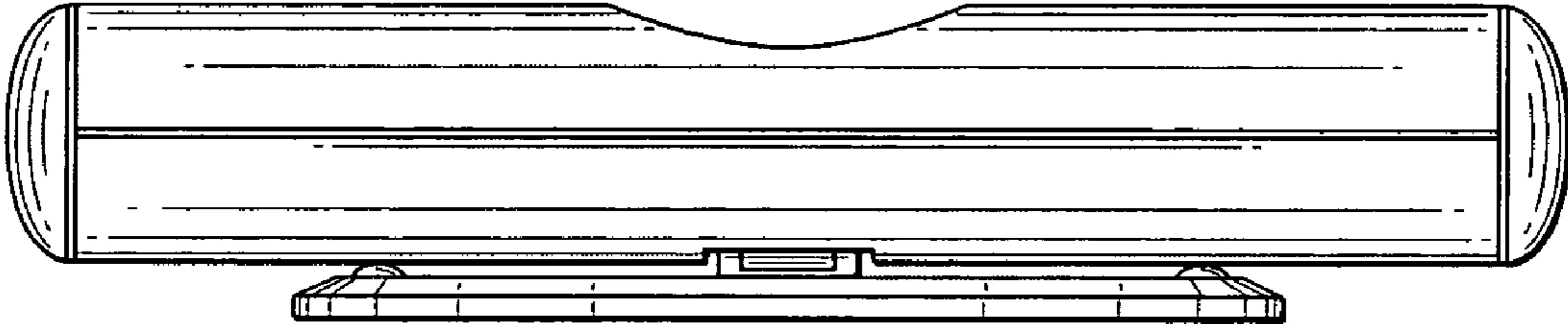


FIG. 5

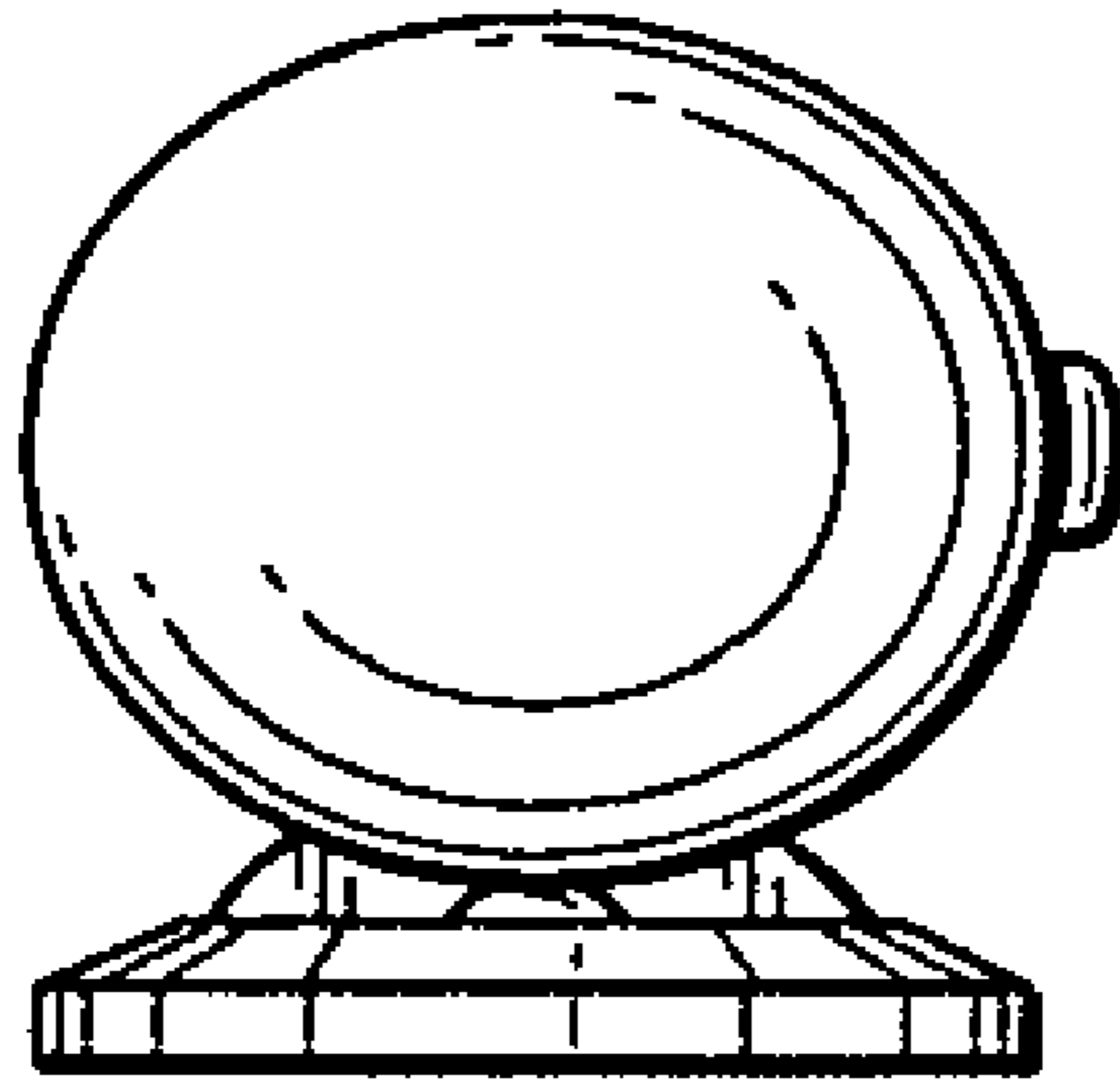


FIG. 6




FIG. 7