

US00D621071S

(12) **United States Design Patent**
Elliott

(10) **Patent No.:** **US D621,071 S**

(45) **Date of Patent:** **** Aug. 3, 2010**

(54) **DECORATIVE CORNER BLOCK**

(76) Inventor: **Ralph Elliott**, 9318 E. Princess Dr.,
Mesa, AZ (US) 85207

(**) Term: **14 Years**

(21) Appl. No.: **29/345,915**

(22) Filed: **Oct. 23, 2009**

(51) **LOC (9) Cl.** **25-01**

(52) **U.S. Cl.** **D25/113**

(58) **Field of Classification Search** D25/102,
D25/112-118, 136, 164; D8/403; D6/495;
52/503-505, 574, 575, 596, 600-605; 405/284,
405/286; 404/29, 30, 34, 37, 41, 42
See application file for complete search history.

(56) **References Cited**

U.S. PATENT DOCUMENTS

D302,045 S *	7/1989	Gazley	D25/138
D302,312 S *	7/1989	Apostolopoulos	D25/113
D462,259 S *	9/2002	Williams	D8/403
D533,448 S *	12/2006	DePaul	D8/403
D538,152 S *	3/2007	DePaul	D8/403
D569,014 S *	5/2008	Coates	D25/139
D573,726 S *	7/2008	Coates	D25/139

* cited by examiner

Primary Examiner—T. Chase Nelson

Assistant Examiner—Anhdao Doan

(74) *Attorney, Agent, or Firm*—Booth Udall, PLC; Steven J. Laureanti

(57) **CLAIM**

The ornamental design for a decorative corner block, as shown and described.

DESCRIPTION

FIG. 1 is a perspective view of a decorative corner block according to the present invention;

FIG. 2 is a front view of the decorative corner block of FIG. 1;


FIG. 3 is a right side view of the decorative corner block of FIG. 1, the left side view being a mirror image thereof;

FIG. 4 is a back side view of the decorative corner block of FIG. 1;

FIG. 5 is a top view of the decorative corner block of FIG. 1; and,

FIG. 6 is a bottom view of the decorative corner block of FIG. 1.

1 Claim, 3 Drawing Sheets



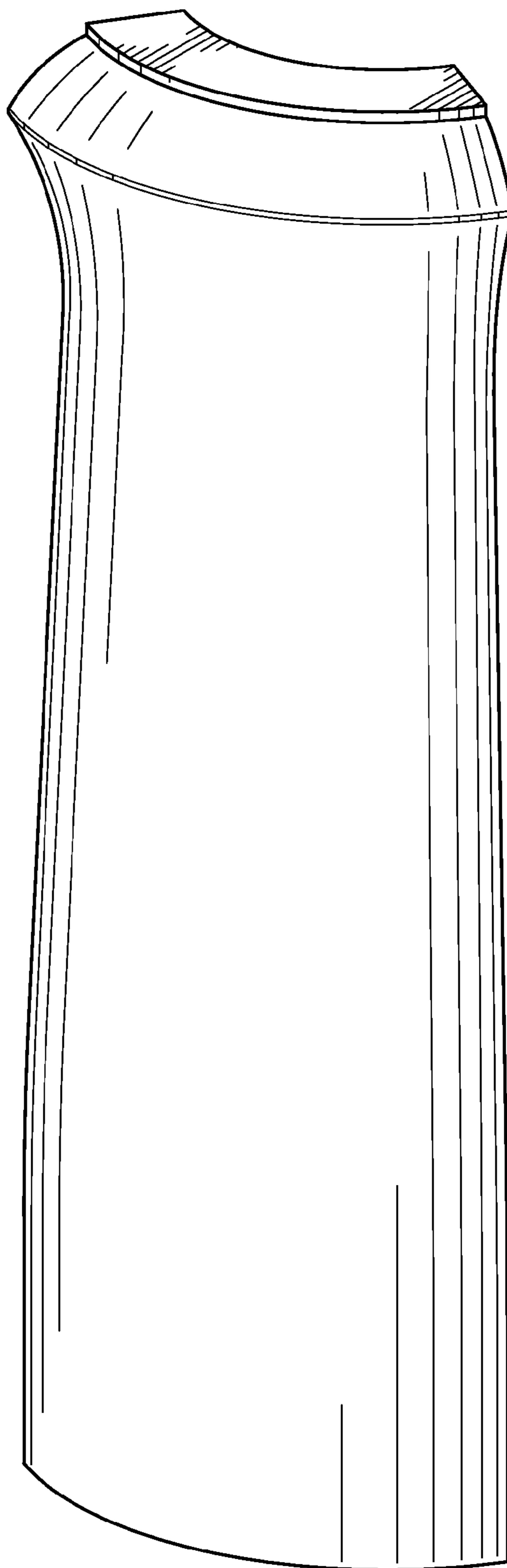


FIG. 1

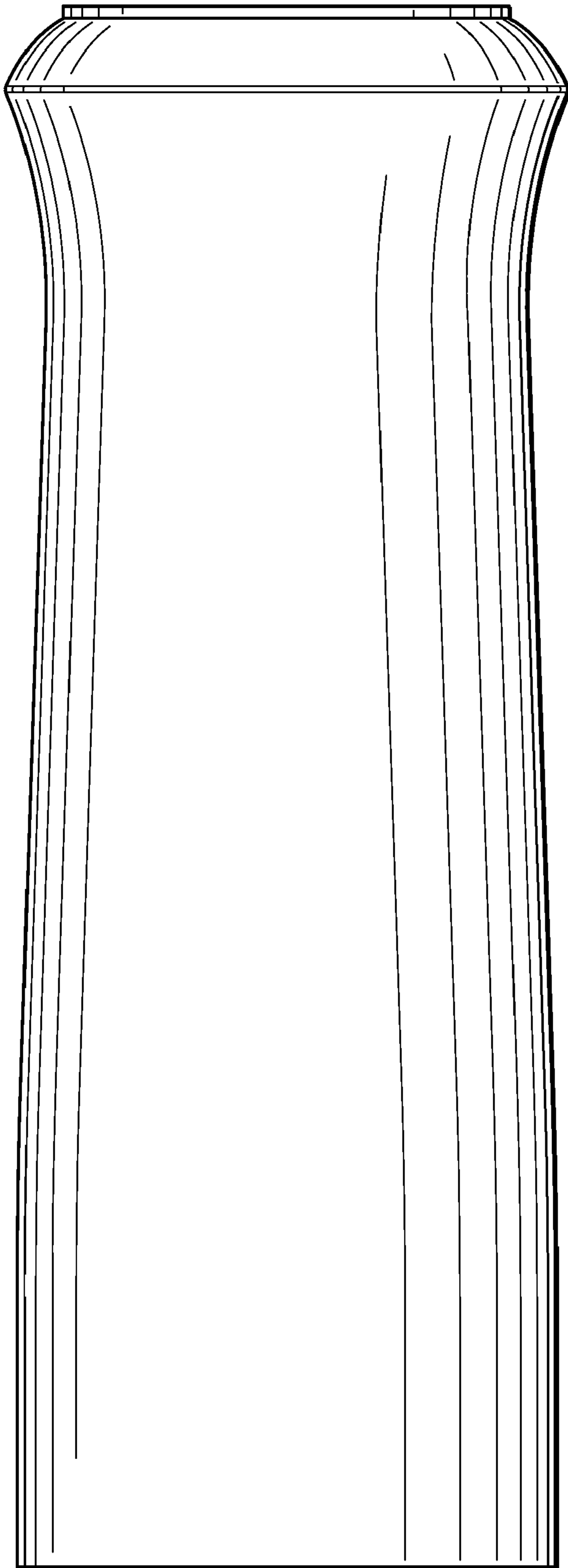


FIG. 2

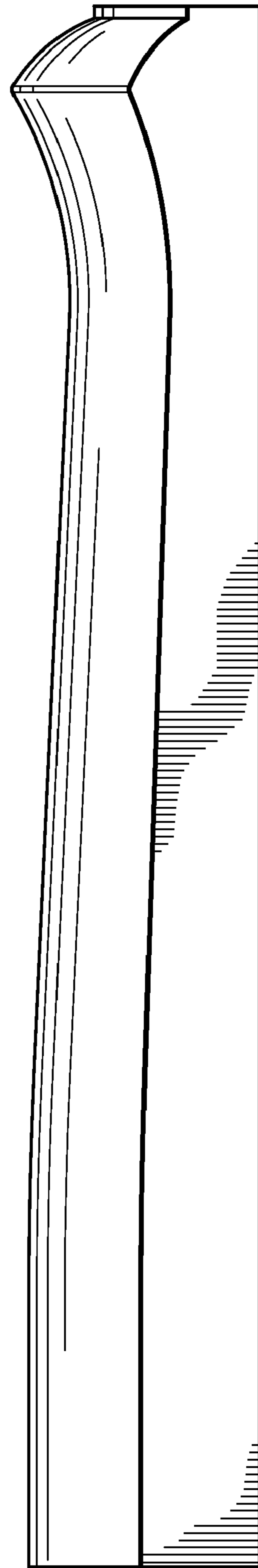


FIG. 3

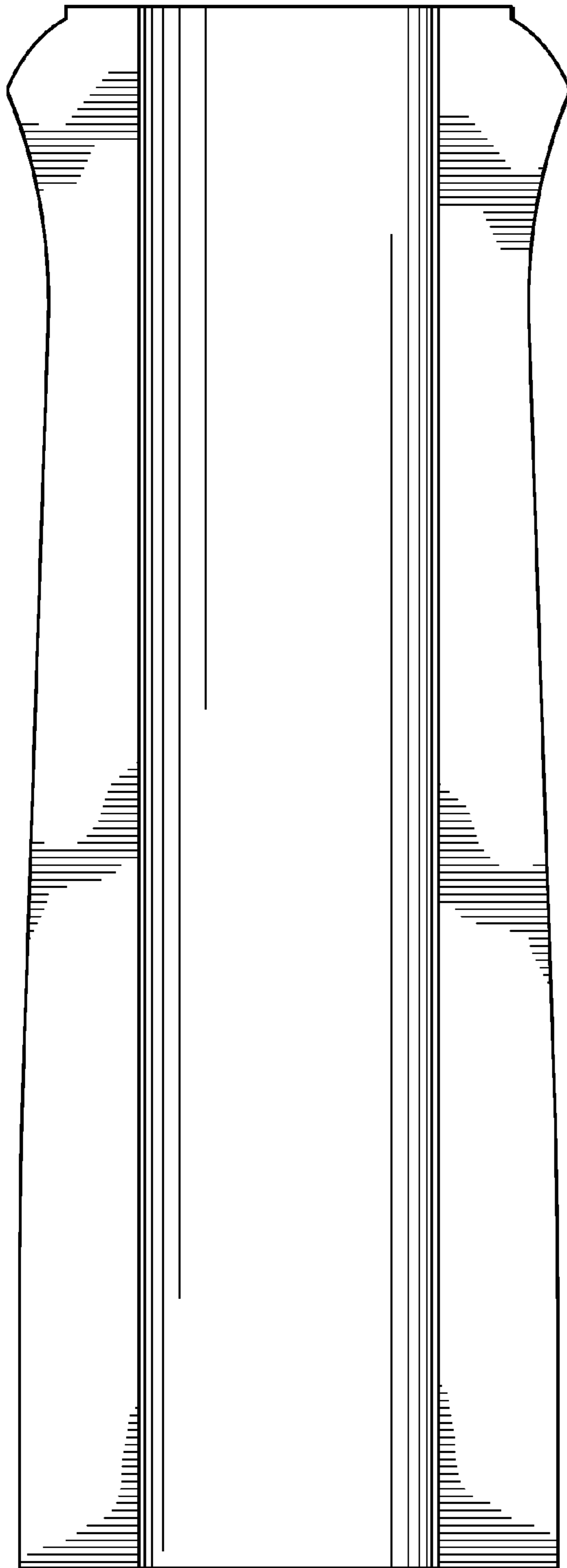


FIG. 4

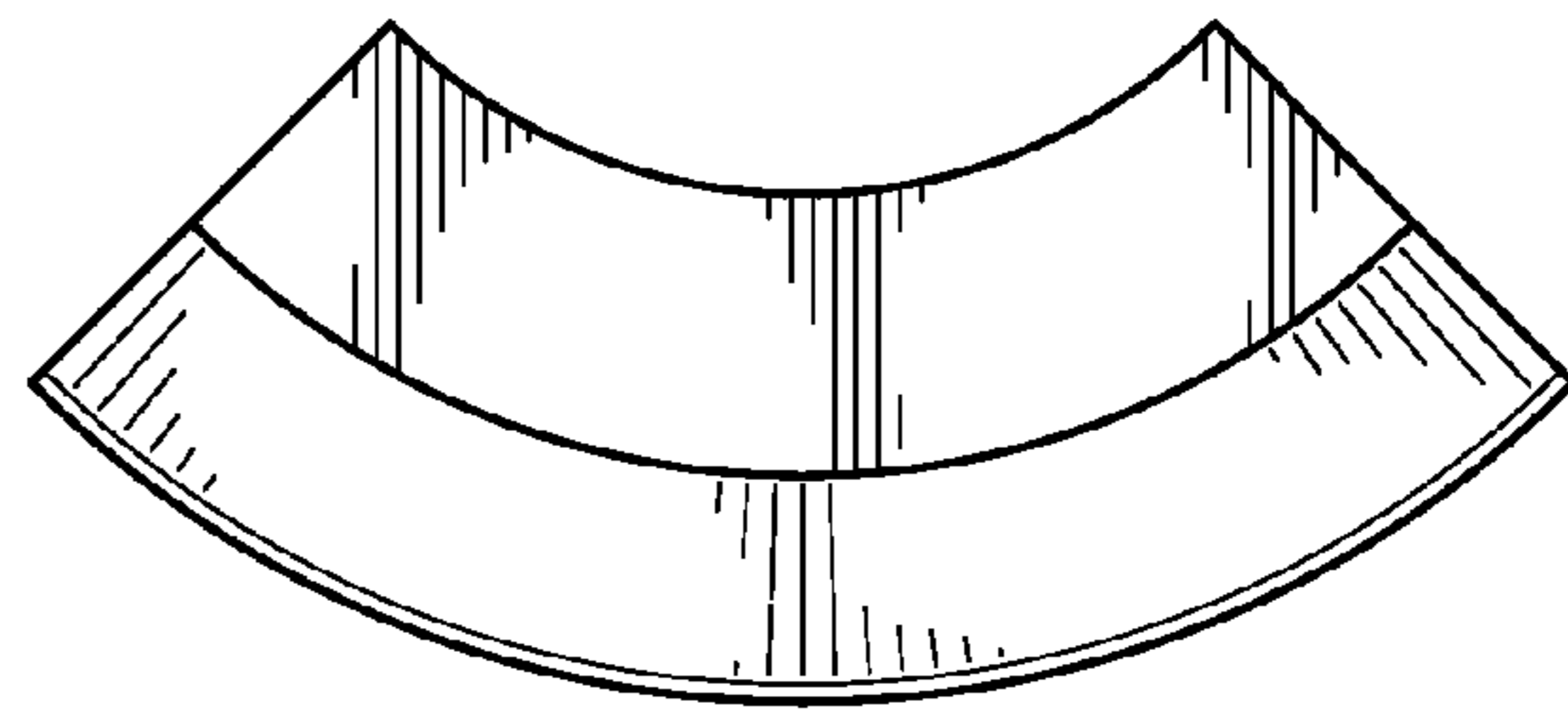


FIG. 5

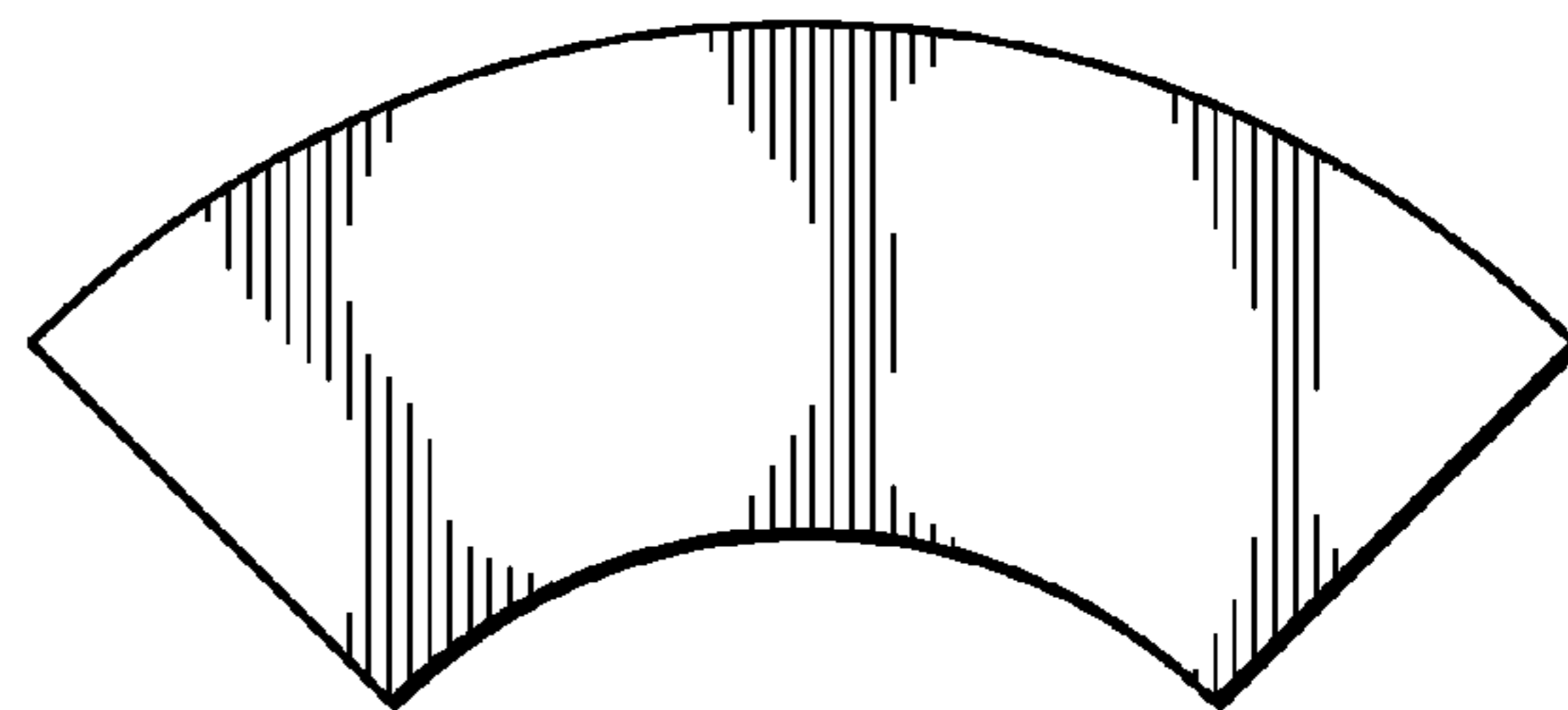


FIG. 6