



US00D621040S

(12) **United States Design Patent**
Held

(10) **Patent No.:** **US D621,040 S**

(45) **Date of Patent:** **** Aug. 3, 2010**

(54) **HANDLE**

(75) Inventor: **Manfred Held**, Hamburg (DE)

(73) Assignee: **Olympus Winter & IBE GmbH**,
Hamburg (DE)

(**) Term: **14 Years**

(21) Appl. No.: **29/342,311**

(22) Filed: **Aug. 21, 2009**

(30) **Foreign Application Priority Data**

Feb. 25, 2009	(EM)	001094999-0001
Feb. 25, 2009	(EM)	001094999-0002
Feb. 25, 2009	(EM)	001094999-0003
Feb. 25, 2009	(EM)	001094999-0004

(51) **LOC (9) Cl.** **24-02**

(52) **U.S. Cl.** **D24/133; D24/146; D24/147**

(58) **Field of Classification Search** D24/133,
D24/137-138, 143, 146-148, 145-149; D8/51-52,
D8/107, 57, 4-5, 53-56, 58, 105; 600/205-208,
600/564, 101, 104-105, 117, 123, 131, 132,
600/125; 606/174, 205, 208, 45-46, 49,
606/106, 206; D21/532; D27/195; D28/57;
7/125, 135, 136; 30/131, 194, 195, 229,
30/230-235, 268, 254-258, 350
See application file for complete search history.

(56) **References Cited**

U.S. PATENT DOCUMENTS

5,356,408 A * 10/1994 Rydell 606/174

D357,980	S	*	5/1995	Ek et al.	D24/143
D362,908	S	*	10/1995	Shutt et al.	D24/143
5,782,749	A	*	7/1998	Riza	600/117
6,371,956	B1	*	4/2002	Wilson et al.	606/49
D505,725	S	*	5/2005	Karl-Heinz	D24/146
D541,416	S	*	4/2007	Baehr et al.	D24/133
D557,415	S	*	12/2007	Bacher et al.	D24/133
D562,450	S	*	2/2008	Wehrstein et al.	D24/133
D580,548	S	*	11/2008	Mouret	D24/133
D594,982	S	*	6/2009	Stefan	D24/133
D605,761	S	*	12/2009	Stefan	D24/143
2009/0234355	A1	*	9/2009	Edwards et al.	606/206

* cited by examiner

Primary Examiner—Ian Simmons

Assistant Examiner—Wan Laymon

(74) *Attorney, Agent, or Firm*—Rankin, Hill & Clark LLP

(57) **CLAIM**

I claim the ornamental design for a handle, as shown and described.

DESCRIPTION

FIG. 1 is a front perspective view of a handle showing my design;

FIG. 2 is a front view thereof;

FIG. 3 is a rear view thereof;

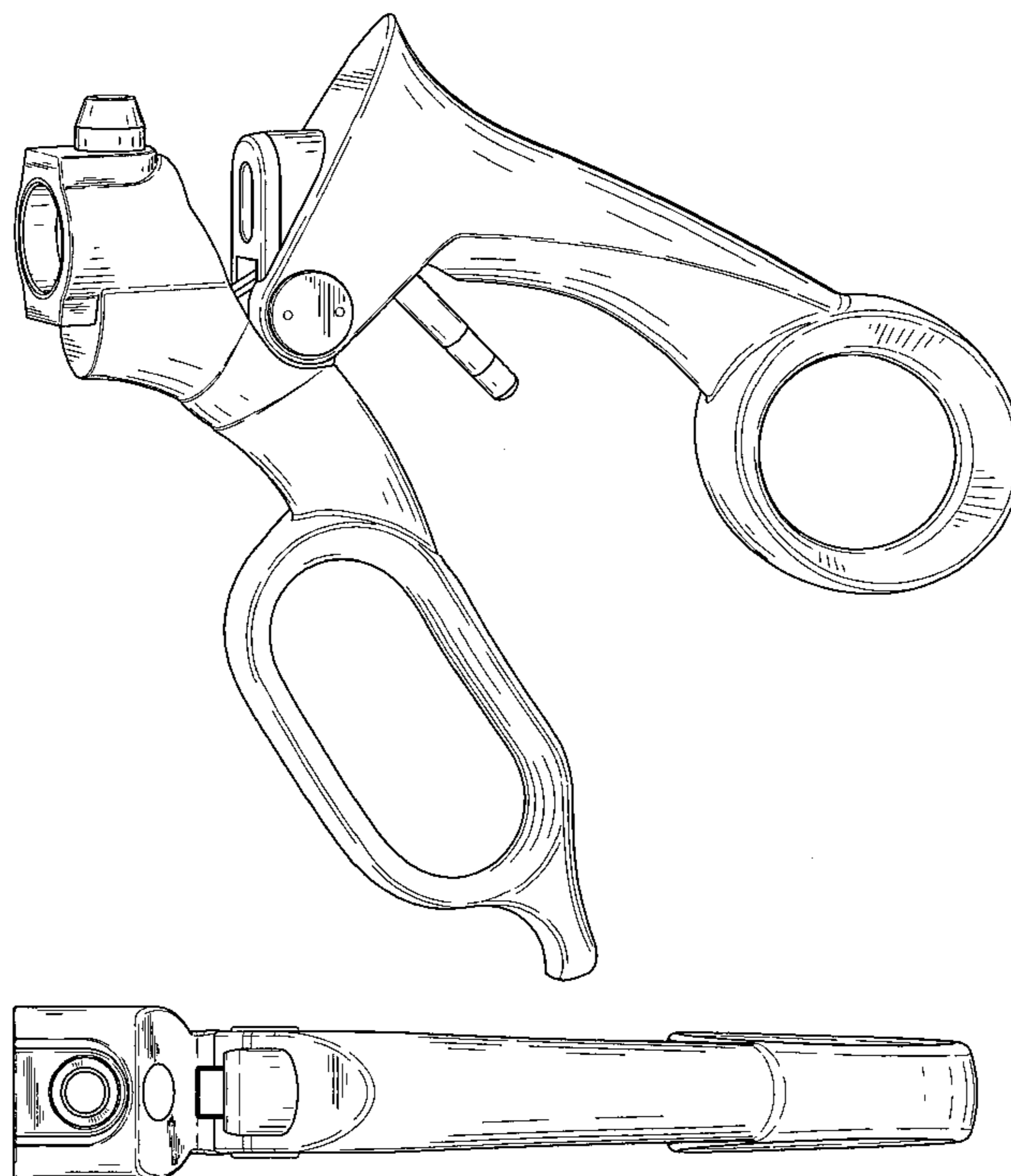
FIG. 4 is a right side view thereof;

FIG. 5 is a left side view thereof;

FIG. 6 is a top view thereof; and,

FIG. 7 is a bottom view thereof.

1 Claim, 5 Drawing Sheets



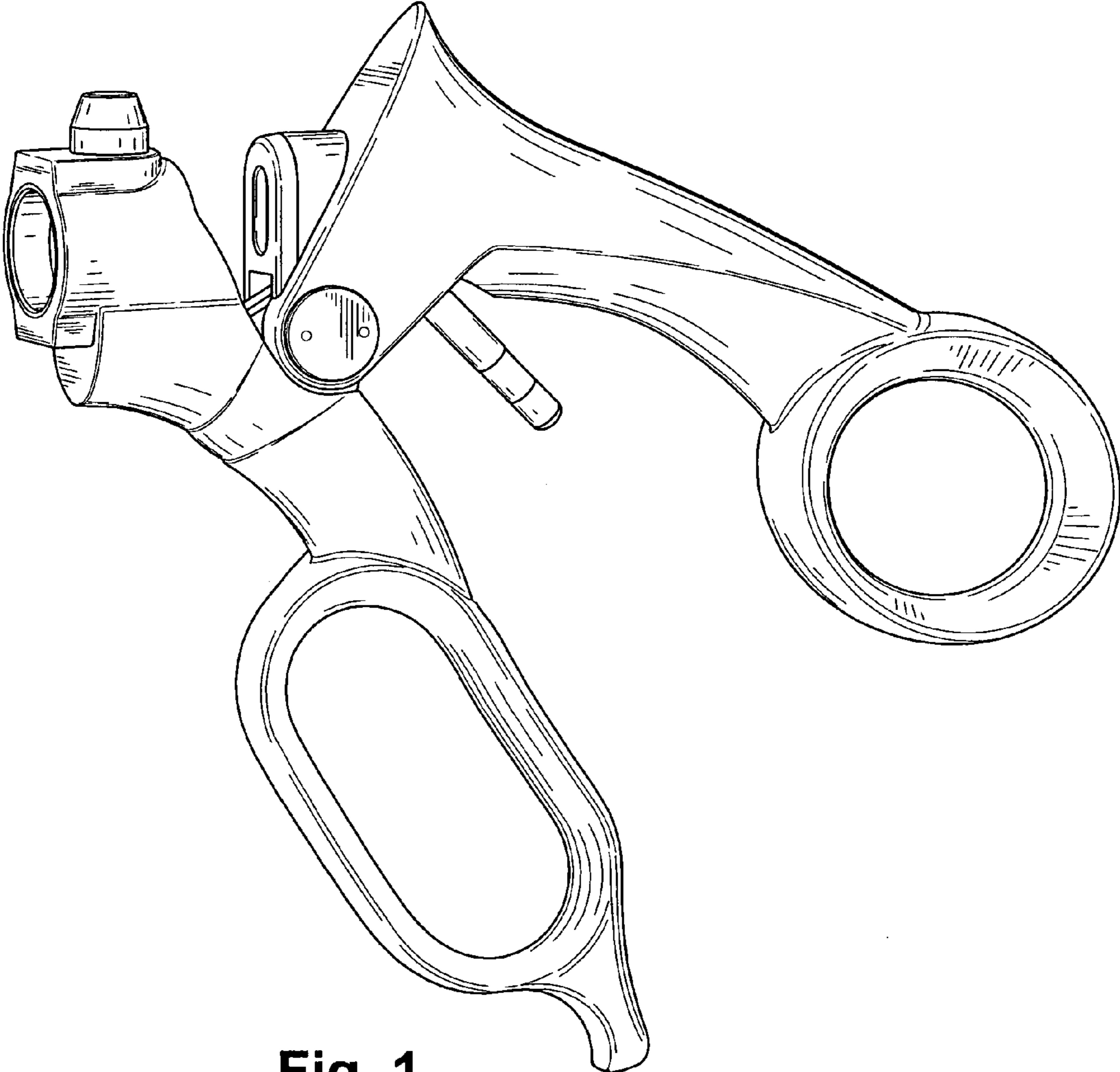


Fig. 1

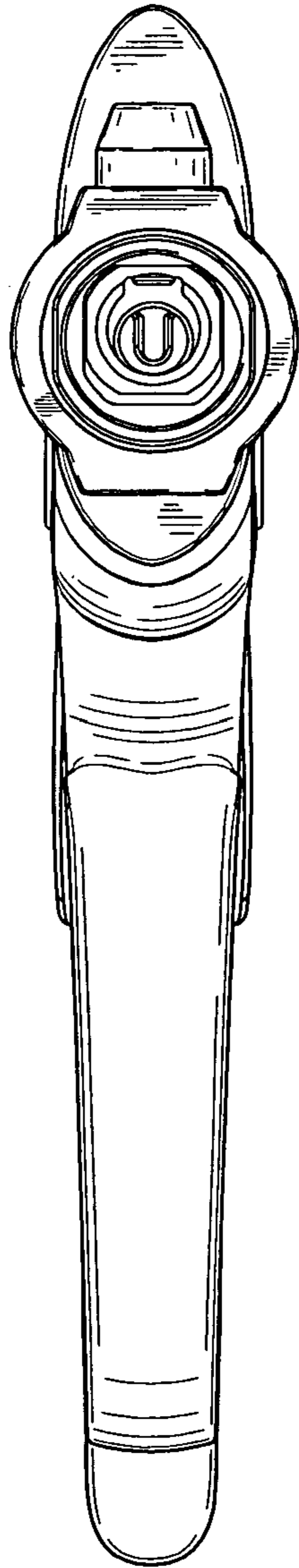


Fig. 2

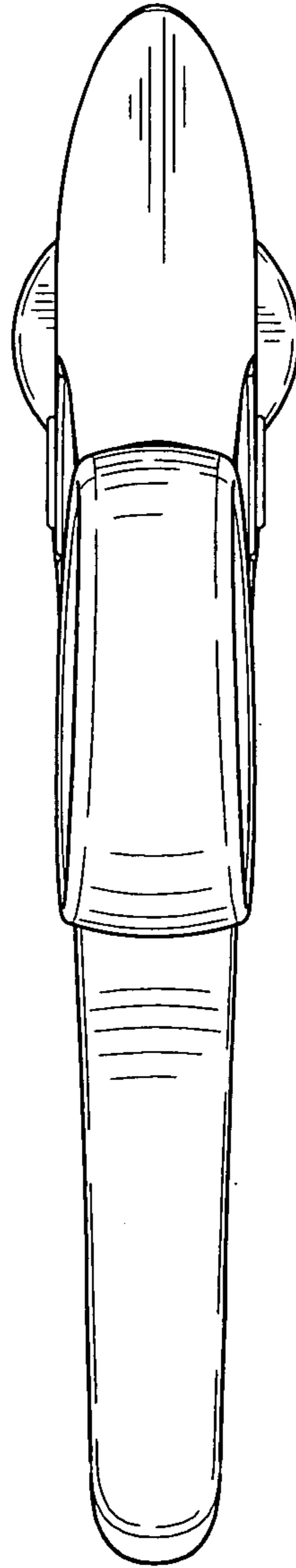


Fig. 3

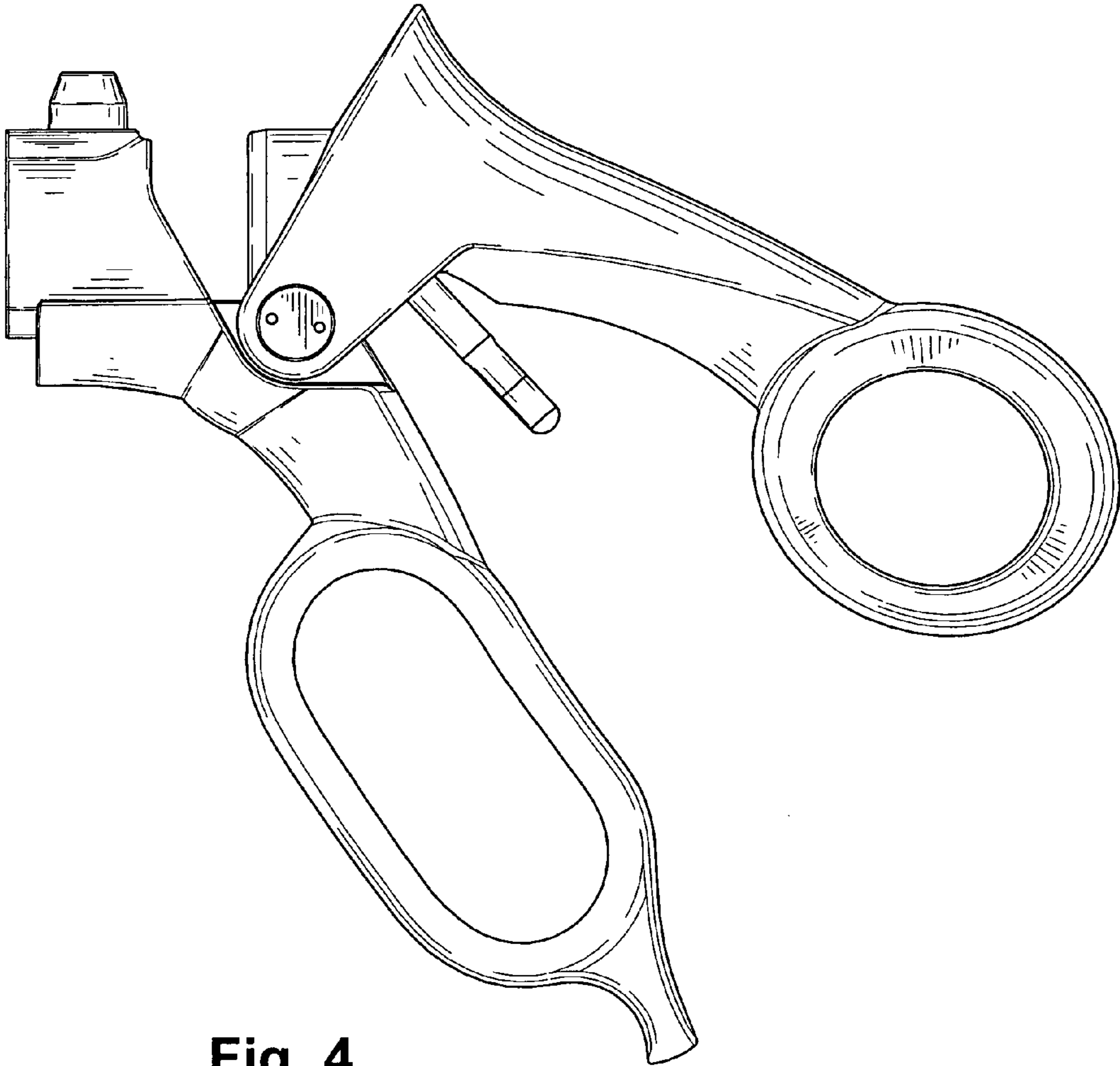


Fig. 4

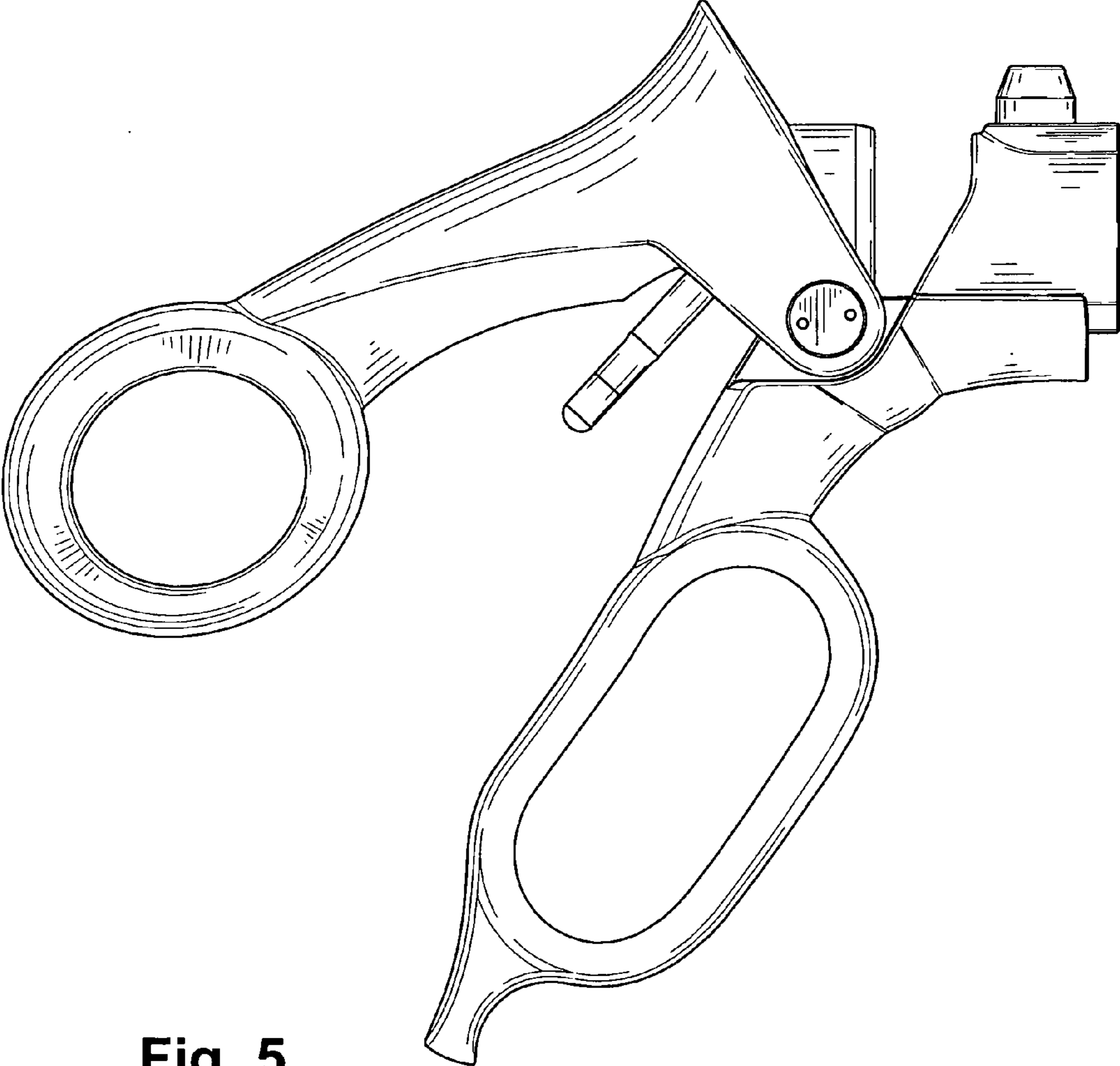


Fig. 5

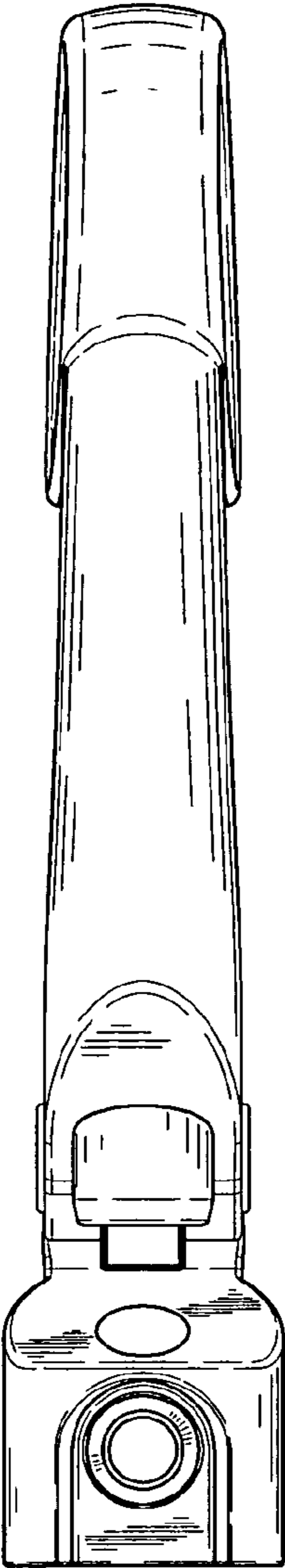


Fig. 6

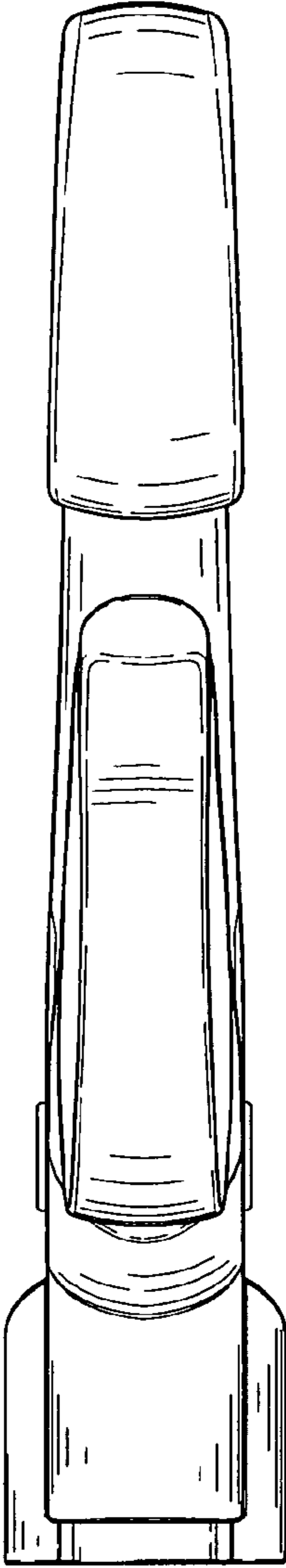


Fig. 7