



US00D620996S

(12) **United States Design Patent**
DiGiuseppe et al.

(10) **Patent No.:** **US D620,996 S**

(45) **Date of Patent:** **** Aug. 3, 2010**

(54) **GUN SAFETY PLUG**

(76) Inventors: **Joe DiGiuseppe**, 314 S. College St., Franklin, KY (US) 42134; **Richard T. Ferguson**, 309 Hillcrest Ave., Franklin, KY (US) 42134; **William M. Colvin**, 2980 Union Rd., White House, TN (US) 37188; **Richard T. Ferguson, II**, 113 Country View La., Franklin, KY (US) 42134

(**) Term: **14 Years**

(21) Appl. No.: **29/337,825**

(22) Filed: **May 29, 2009**

(51) **LOC (9) Cl.** **22-01**

(52) **U.S. Cl.** **D22/108**

(58) **Field of Classification Search** D22/108,
D22/199; D25/119, 121, 134-136, 158-159,
D25/164; 42/70.01, 70.11; D13/155-156
See application file for complete search history.

(56) **References Cited**

U.S. PATENT DOCUMENTS

D200,702 S *	3/1965	Huret	D25/121
3,378,943 A	4/1968	Valburg		
4,115,230 A *	9/1978	Beckman	204/431
4,314,095 A *	2/1982	Moore et al.	174/84 C
4,603,498 A	8/1986	Johnson		
4,896,447 A	1/1990	Badoni		
5,010,674 A	4/1991	Horton		
5,033,218 A	7/1991	Nelson		

5,223,067 A *	6/1993	Hamamoto et al.	156/173
5,311,691 A	5/1994	Cacek		
6,250,008 B1	6/2001	Silver		
D445,475 S	7/2001	Spear		
6,408,556 B1	6/2002	Achee et al.		
6,470,615 B1	10/2002	Peterken		
6,675,520 B2	1/2004	Burigana		
7,266,921 B2	9/2007	McClellan		
D576,701 S	9/2008	Nichols		

* cited by examiner

Primary Examiner—T. Chase Nelson

Assistant Examiner—Michael A Pratt

(74) *Attorney, Agent, or Firm*—Kerrick, Stivers, Coyle & Van Zant, PLC; Laura M. Hagan

(57) **CLAIM**

We claim the ornamental design for a gun safety plug, as shown and described.

DESCRIPTION

FIG. 1 is a perspective view of the gun safety plug, showing our new design;

FIG. 2 is a another perspective view thereof;

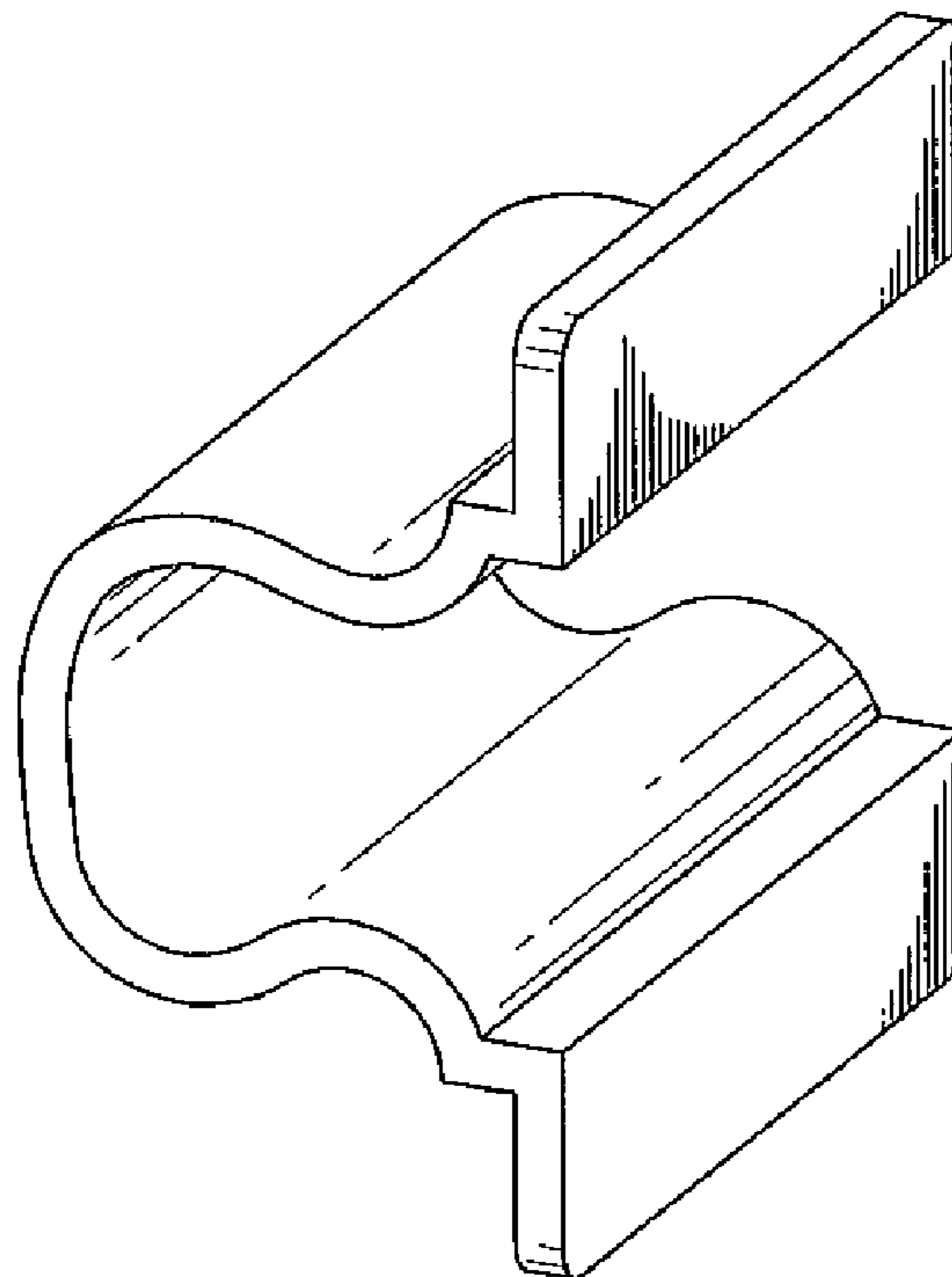
FIG. 3 is a front plan view thereof; said rear plan view being a mirror image thereof;

FIG. 4 right side plan view thereof, said left side plan view being a mirror image thereof;

FIG. 5 s a top plan view thereof; and,

FIG. 6 is a bottom plan view thereof.

1 Claim, 3 Drawing Sheets



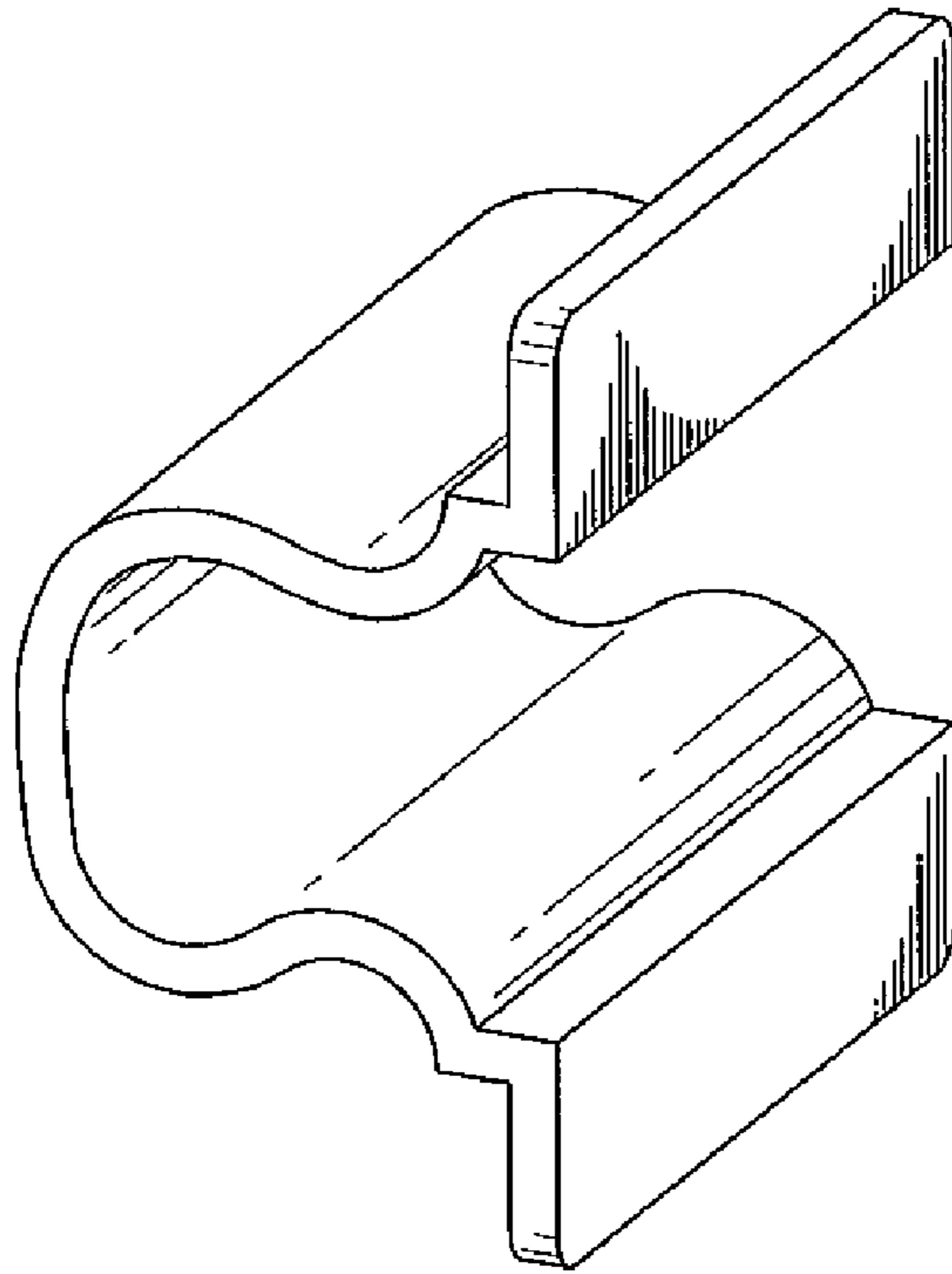


FIG. 1

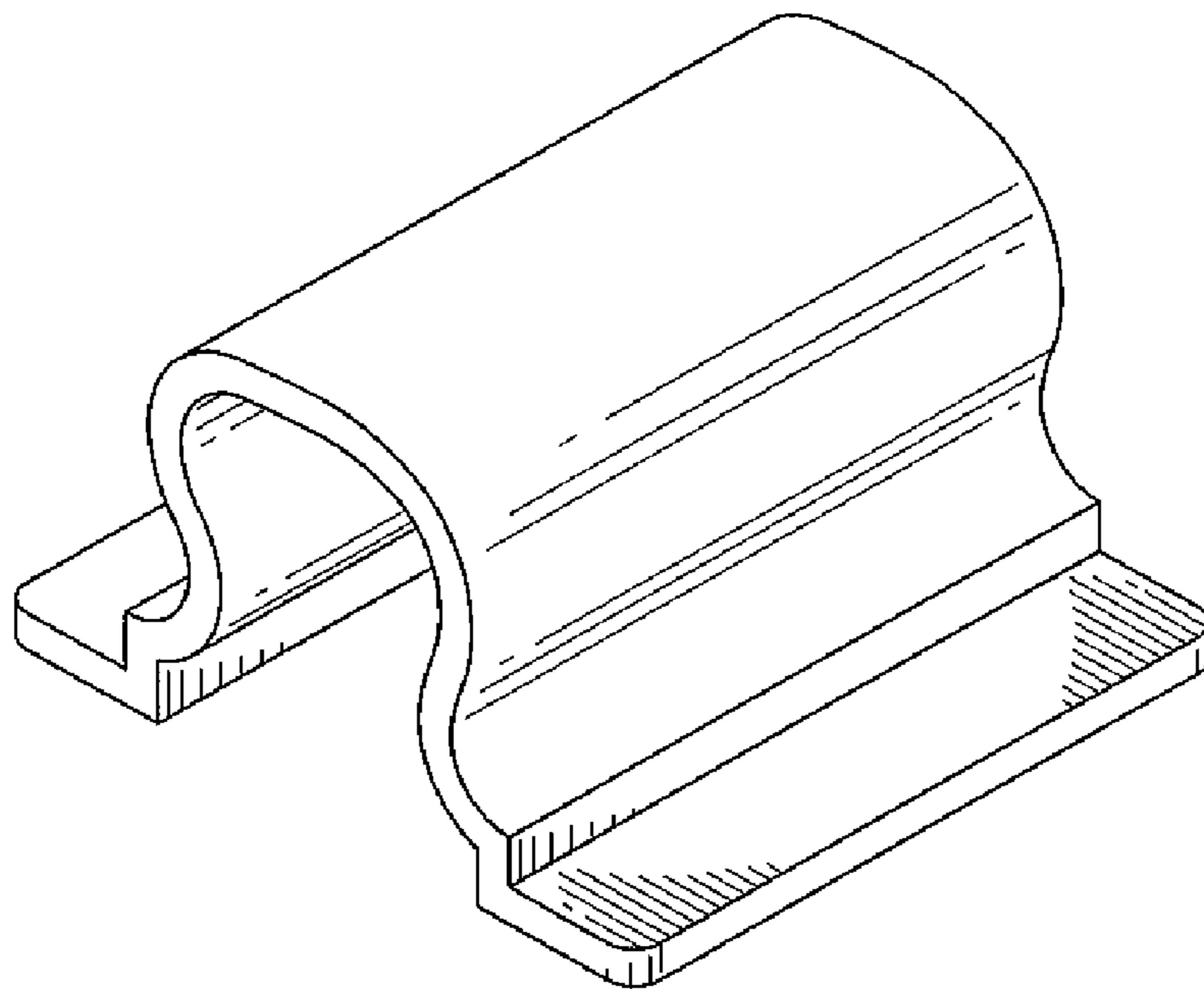


FIG. 2

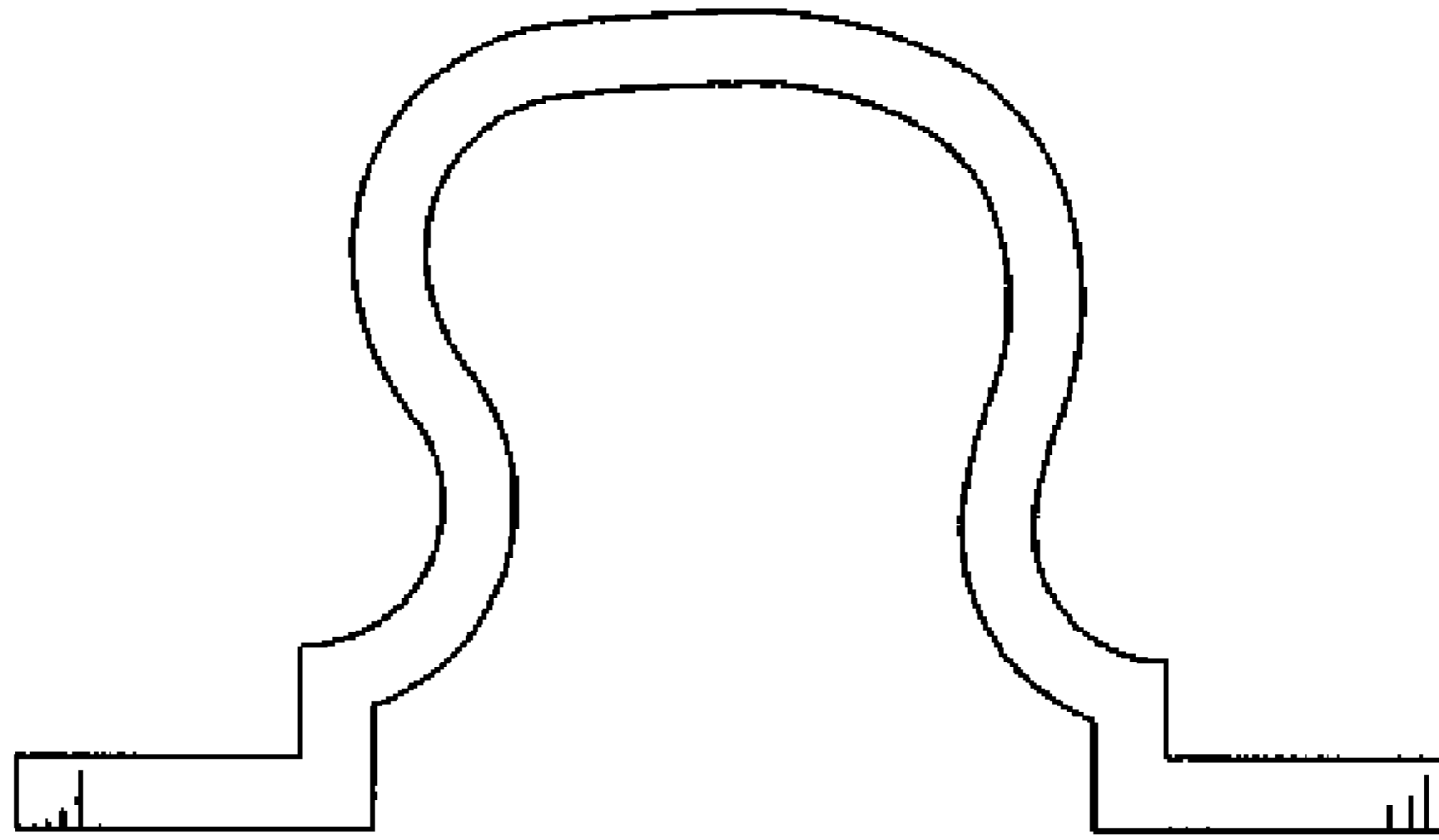


FIG. 3




FIG. 4




FIG. 5

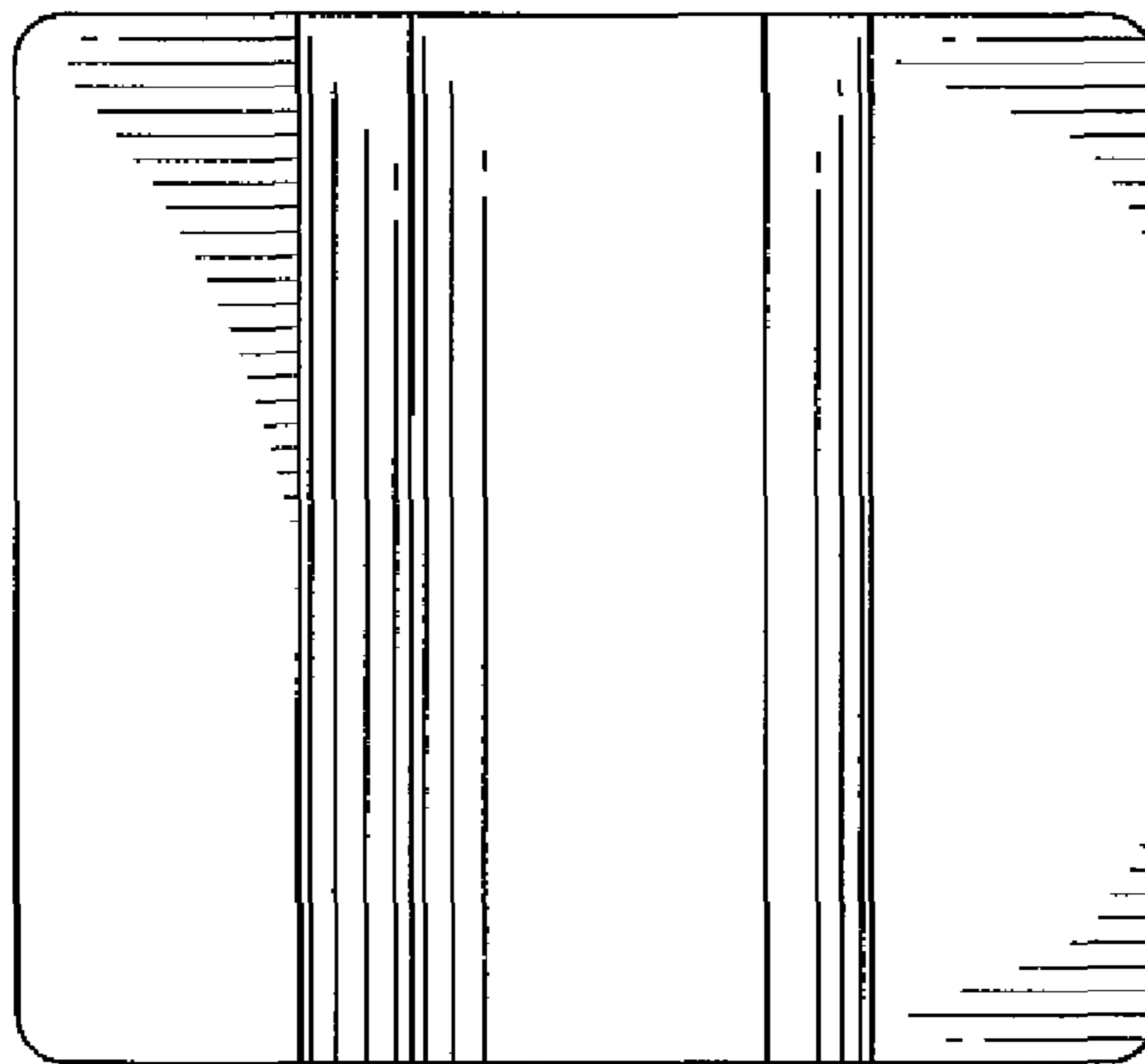


FIG. 6