



US00D620982S

(12) **United States Design Patent**
Parshad

(10) **Patent No.:** **US D620,982 S**

(45) **Date of Patent:** **** Aug. 3, 2010**

(54) **PENCIL HOLDER**

(76) **Inventor:** **David Parshad**, 10 Brogan Court,
Markham, Ontario (CA) L3P 6G1

(**) **Term:** **14 Years**

(21) **Appl. No.:** **29/347,170**

(22) **Filed:** **Oct. 14, 2009**

(51) **LOC (9) Cl.** **19-06**

(52) **U.S. Cl.** **D19/81**

(58) **Field of Classification Search** D3/206,
D3/215; D6/523, 535; D7/619.1; D8/373;
D19/75, 77-86, 90-95; 24/11 CC, 11 CT,
24/11 F, 11 P, 11 R, 3.7; 206/214, 249, 371,
206/461; 211/69.1-69.9

See application file for complete search history.

(56) **References Cited**

U.S. PATENT DOCUMENTS

D157,545 S *	2/1950	Temmer	D7/388
D171,255 S *	1/1954	Holbrook	D23/363
D171,567 S *	2/1954	Zarzana et al.	D6/569
D191,715 S *	11/1961	Lugowski	D6/569
3,292,890 A *	12/1966	Bassett	248/314
D251,435 S *	3/1979	Dokken	D19/85
4,278,225 A *	7/1981	Phelps	248/311.3
4,331,237 A *	5/1982	Edell	206/461
4,333,505 A *	6/1982	Jones et al.	141/383
D265,508 S *	7/1982	Rusteberg	D24/128
D275,406 S	9/1984	Battle	
4,508,225 A *	4/1985	Ferrari	206/461
D280,263 S *	8/1985	Hoye	D12/419
D299,477 S	1/1989	Klodt	
D299,897 S *	2/1989	Rasmussen	D7/619.1
D301,976 S *	7/1989	Greenhut et al.	D8/373
D304,670 S *	11/1989	Johnson	D8/71
D308,076 S	5/1990	Gechelin	
D311,213 S	10/1990	Ancona	
D316,111 S	4/1991	Hawes	

D332,670 S *	1/1993	McFarland	D28/38
D334,948 S	4/1993	Kirchner	
D338,040 S *	8/1993	Hutchinson	D19/65
5,318,266 A *	6/1994	Liu	248/311.2
D354,988 S *	1/1995	Garza	D19/85
5,477,964 A *	12/1995	Hart	206/349
D372,146 S	7/1996	Svee	
D398,649 S	9/1998	Ricci	
D400,052 S *	10/1998	Thomas	D7/601
D406,715 S *	3/1999	Badillo	D6/567
D408,058 S	4/1999	Isaacs	
D456,848 S	5/2002	Cheris	
D462,998 S	9/2002	Slater	
D470,388 S	2/2003	Levinson	
D475,879 S *	6/2003	Thomas	D6/552
D477,636 S	7/2003	Chen	
D492,871 S *	7/2004	Alves	D6/552
D512,272 S *	12/2005	Avrish	D7/601

OTHER PUBLICATIONS

Aluminum Desk Caddy With Clock, item No. AmberBYC36761, 3 pages, downloaded from www.aspshop.net on Feb. 28, 2010.*

* cited by examiner

Primary Examiner—Elizabeth A Albert

(57) **CLAIM**

I claim the ornamental design for a pencil holder, as shown.

DESCRIPTION

FIG. 1 is a perspective view of a pencil holder showing my new design;

FIG. 2 is a left side elevation view thereof;

FIG. 3 is a right side elevation view thereof;

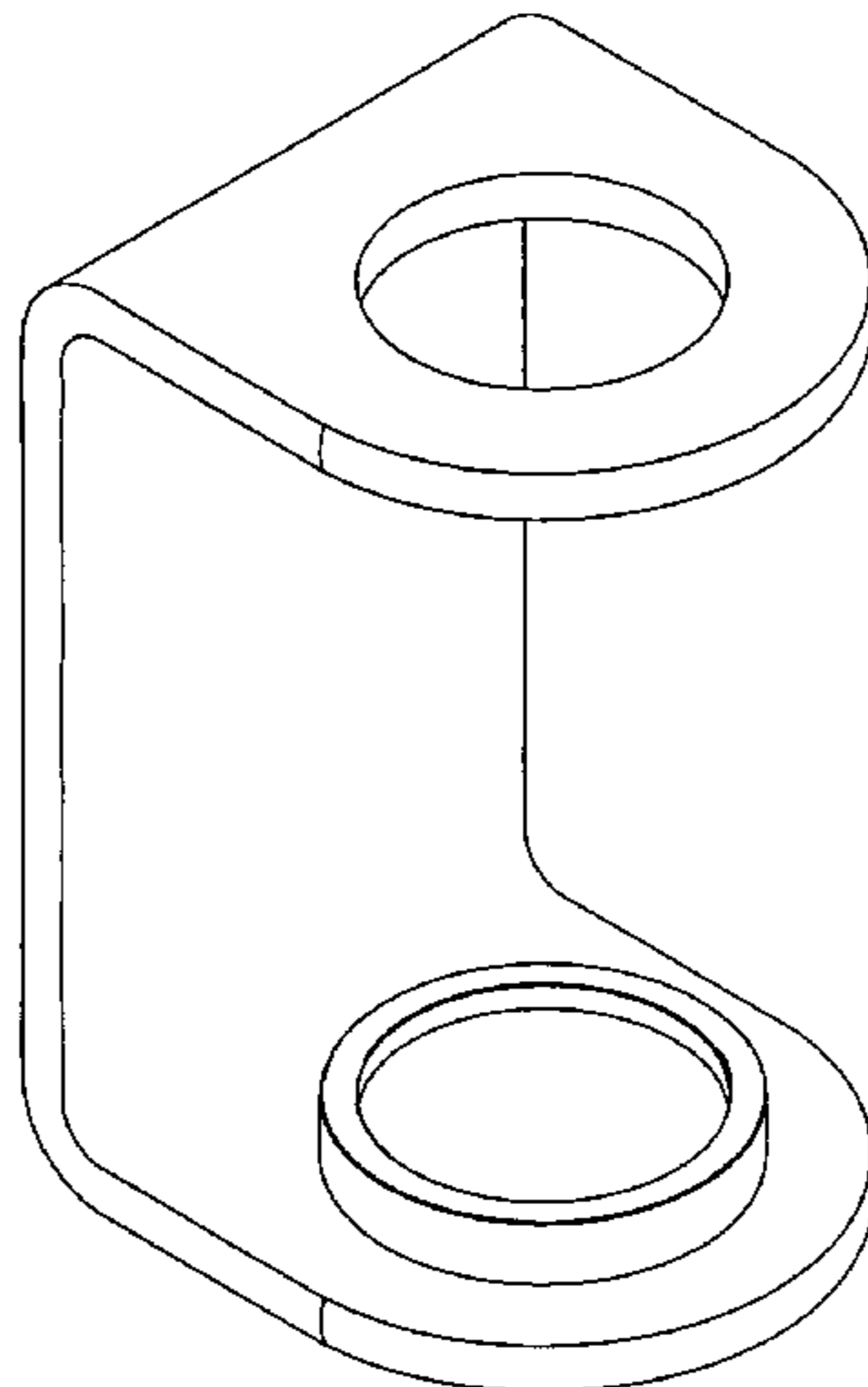
FIG. 4 is a front elevation view thereof

FIG. 5 is a rear elevation view thereof;

FIG. 6 is a top elevation view thereof; and,

FIG. 7 is a bottom view thereof.

1 Claim, 7 Drawing Sheets



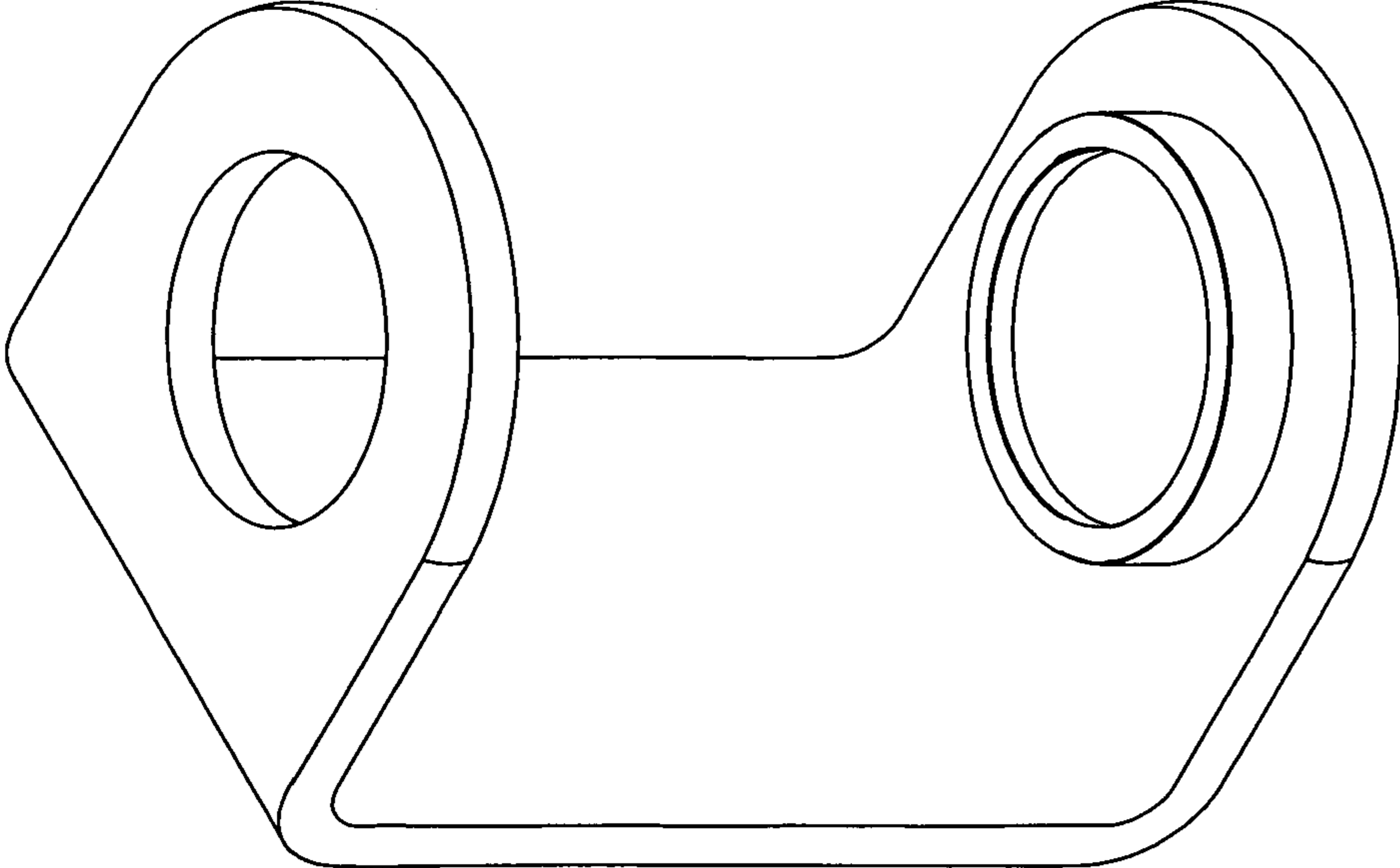


FIG.1.




FIG.2.




FIG.3.




FIG.4.




FIG. 5.

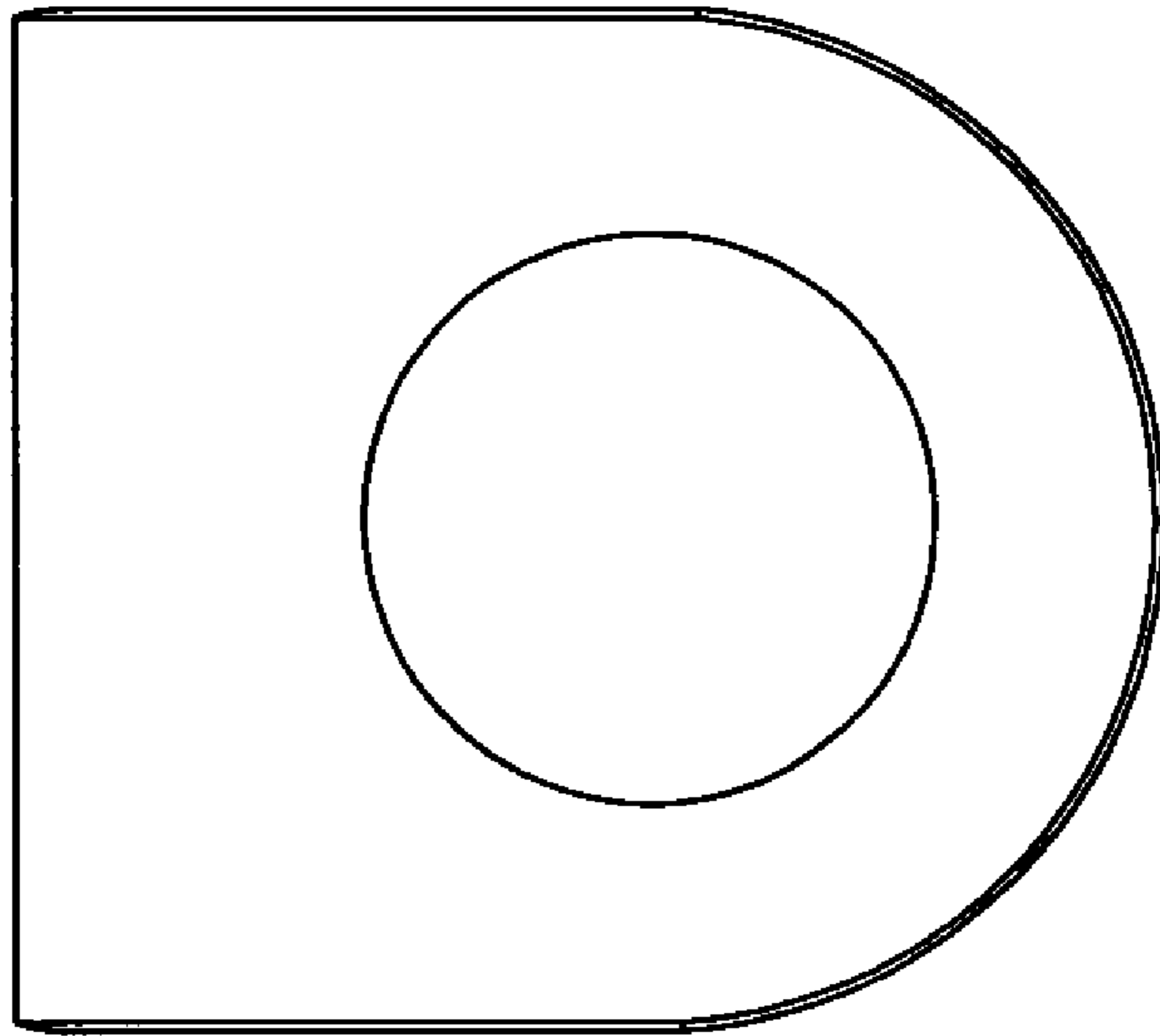


FIG.6.

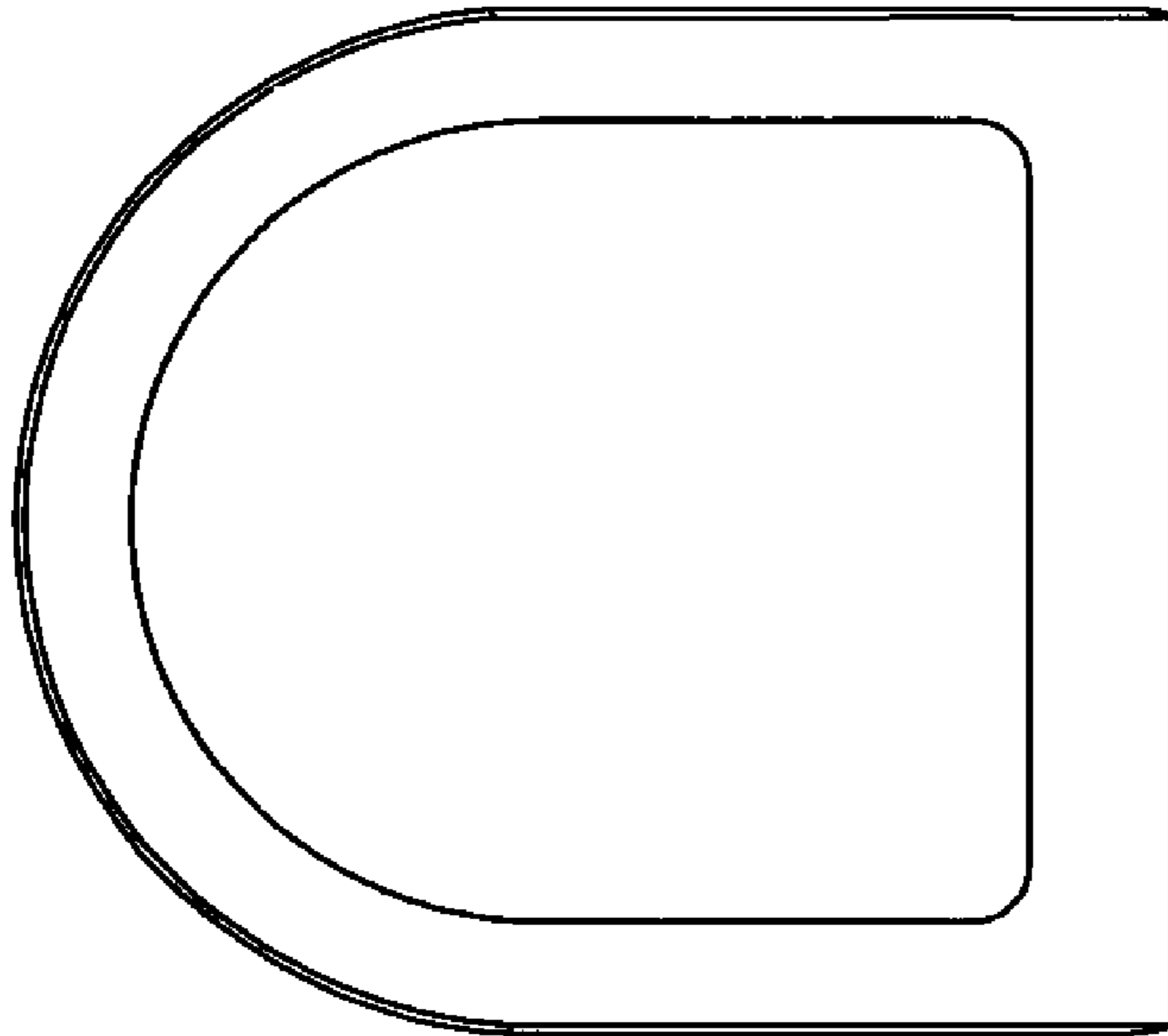


FIG.7.