



US00D620980S

(12) **United States Design Patent**  
**Rommel**

(10) **Patent No.:** **US D620,980 S**

(45) **Date of Patent:** **\*\* \*Aug. 3, 2010**

(54) **WRITING INSTRUMENT**

(75) Inventor: **Volkmar Rommel,**  
Schwaebisch-Gmuend (DE)

(73) Assignee: **Senator GmbH & Co. KGaA,**  
Gross-Bieberau (DE)

(\*\*) Term: **14 Years**

(21) Appl. No.: **29/249,061**

(22) Filed: **Sep. 18, 2006**

(51) **LOC (9) Cl.** ..... **19-06**

(52) **U.S. Cl.** ..... **D19/50**

(58) **Field of Classification Search** ..... D19/35,  
D19/36, 41-51, 53-57; 24/11 R, 11 F, 11 P;  
401/52, 99, 100, 104-109, 192, 195, 196  
See application file for complete search history.

(56) **References Cited**

**U.S. PATENT DOCUMENTS**

D105,859 S	8/1937	Fry	
D132,664 S	6/1942	Dreyfuss	
2,320,455 A	6/1943	Feig	
D312,096 S *	11/1990	Vitrac	..... D19/51
D317,625 S	6/1991	Itoh	
D358,844 S	5/1995	Ito	
D377,664 S	1/1997	Izushima	
D394,457 S	5/1998	Izushima	
D395,674 S *	6/1998	Boix Gacia	..... D19/51
5,941,650 A	8/1999	Fukai	
D430,212 S	8/2000	Keda	
D441,018 S	4/2001	Droege	
D443,642 S	6/2001	Tsuchikura	
D443,896 S	6/2001	Briggl et al.	
D445,827 S	7/2001	Stropkay	
D451,545 S	12/2001	Tsuchikura	
D456,845 S *	5/2002	Rommel	..... D19/49
D458,966 S *	6/2002	Oka	..... D19/57
D465,237 S	11/2002	Qiu	
6,519,813 B1	2/2003	Lin et al.	
D472,271 S	3/2003	Middleton et al.	
D482,724 S	11/2003	Nishida	
D483,066 S	12/2003	Takanashi	

D484,537 S	12/2003	Arita et al.
D485,575 S	1/2004	Lovell
D497,642 S	10/2004	Lovell
D499,141 S	11/2004	Chevalier
D500,522 S	1/2005	Rommel

(Continued)

**FOREIGN PATENT DOCUMENTS**

CN 3129689 S 12/1999

(Continued)

**OTHER PUBLICATIONS**

PORSCHE DESIGN, The Fountain Pen ARC, Capital Privat Sep. 1989, before Sep. 1989.

(Continued)

*Primary Examiner*—Elizabeth A Albert  
(74) *Attorney, Agent, or Firm*—Duane Morris LLP

(57) **CLAIM**

The ornamental design for a writing instrument, as shown and described.

**DESCRIPTION**

FIG. 1 is a side elevation view of the writing instrument according to the new design.

FIG. 2 is a front elevation view.

FIG. 3 is a side elevation view thereof, opposite of FIG. 1.


FIG. 4 is a rear elevation view.

FIG. 5 is a bottom plan view, enlarged for clarity.

FIG. 6 is a top plan view, enlarged for clarity; and,

FIG. 7 is a perspective view.

**1 Claim, 2 Drawing Sheets**



# US D620,980 S

Page 2

## U.S. PATENT DOCUMENTS

D507,019 S	7/2005	Lovell	
D510,598 S	10/2005	Qiu	
D534,957 S *	1/2007	de Baschmakoff	..... D19/51
D539,348 S *	3/2007	Hamilton et al.	..... D19/50
D540,387 S *	4/2007	Losel	..... D19/51
D541,344 S *	4/2007	Hamilton et al.	..... D19/50
D541,862 S *	5/2007	Koch	..... D19/51

## FOREIGN PATENT DOCUMENTS

DE	371910 S	6/1962
DE	1859151 S	9/1962
DE	08901313 S	4/1990
DE	08908928 S	4/1990
DE	09001388 S	6/1990
DE	09003351 S	12/1990
DE	09006405 S	11/1991
DE	9103544 S	1/1992
DE	09205175 S	3/1993
DE	09307887 S	3/1994
DE	09510219 S	6/1996
DE	09500616 S	10/1996
DE	09606733 S	1/1997
DE	09707041 S	1/1998
DE	09708934 S	5/1998
DE	09801770 S	9/1998
DE	49809021 S	5/1999
DE	49812341 S	8/1999
DE	49912108 S	6/2000
DE	40008292 S	12/2000
DE	20021534 S	4/2001
DE	40010748 S	5/2001
DE	40101204 S	9/2001
DE	40201358 S	7/2002
DE	40110191 S	8/2002
DE	40209783 S	3/2003
DE	40210124 S	4/2003
DE	40304322 S	10/2003
DE	40305569 S	1/2004
DE	40307034 S	4/2004
DE	40401278 S	12/2004
DE	40406627 S	6/2005
DE	40407306 S	6/2005
DE	40405705 S	8/2005
DE	40506175 S	5/2006
DE	40600747 S	6/2006
EM	45828-0001 S	10/2003
EM	45828-0002 S	10/2003
EM	102967-0007 S	3/2004
EM	118823-0001 S	4/2004
EM	129184-0001 S	5/2004
EM	151253-0010 S	2/2005
EM	151253-0011 S	2/2005
EM	279740-0002 S	3/2005
EM	295399-0001 S	4/2005
EM	239108-0002 S	5/2005
EM	239108-0003 S	5/2005
EM	283999-0001 S	5/2005
EM	283999-0002 S	5/2005
EM	364666-0003 S	8/2005
EM	342183-0014 S	9/2005
EM	342183-0016 S	9/2005

EM	342183-0017 S	9/2005
EM	151253-0001 S	10/2005
EM	151253-0003 S	10/2005
EM	367271-0030 S	10/2005
EM	397831-0002 S	11/2005
EM	411038-0001 S	11/2005
EM	241906-0001 S	12/2005
EM	250733-0004 S	12/2005
EM	437819-0001 S	1/2006
EM	456447-0002 S	1/2006
EM	458104-0003 S	2/2006
EM	458104-0004 S	2/2006
EM	458104-0005 S	2/2006
EM	477153-0004 S	3/2006
EM	481890-0003 S	4/2006
EM	496948-0001 S	4/2006
JP	2002283791 S	10/2002
WO	020748 S	9/1991
WO	020836 S	10/1991
WO	023120 S	6/1992
WO	024667 S	12/1992
WO	034854 S	11/1995
WO	047445 S	4/1999
WO	049830 S	11/1999
WO	052984 S	3/2000
WO	051645 S	4/2000
WO	052699 S	7/2000
WO	052905 S	8/2000
WO	054714 S	1/2001
WO	055970 S	3/2001
WO	056664 S	7/2001
WO	062354 S	11/2002
WO	066679 S	3/2004
WO	DM/066679 *	3/2004
WO	066872 S	10/2004
WO	066055 S	11/2004
WO	066873 S	11/2004
WO	DM/066055 *	11/2004
WO	DM/066873 *	11/2004
WO	066515 S	12/2004

## OTHER PUBLICATIONS

LENSON Toppoint, Apollo Frosty, PSI Mar. 2002, before Jan. 2002.  
 Senator blue pen, known Jan. 1980.  
 CHENGLU, CLD2662, Mar. 2005.  
 CHENGLU, CLD 2664, Mar. 2005.  
 CHENGLU, CLD 2634, Mar. 2005.  
 CHENGLU, CLD 1300, Mar. 2005.  
 CHENGLU, CLD 2650, Mar. 2005.  
 CHENGLU, CLD 2640, Mar. 2005.  
 CHENGLU, CLD 2613-D, Mar. 2005.  
 CHENGLU, CLD 2604, Mar. 2005.  
 CHENGLU, CLE 3029, Mar. 2005.  
 CHENGLU, CLC 2148 p, Mar. 2005.  
 CHENGLU, CLC 2113, Mar. 2005.  
 CHENGLU, CLC 2112, Mar. 2005.  
 SELBSTFUELLER, p. 1, 1940.  
 SELBSTFUELLER, p. 2, 1950.  
 Block/Set of 8 pens, known prior to Aug. 2006.  
 Schneider Base Kid, Aug. 2006.  
 Schneider Visco Glide, known before Aug. 2006.

\* cited by examiner




Fig. 1

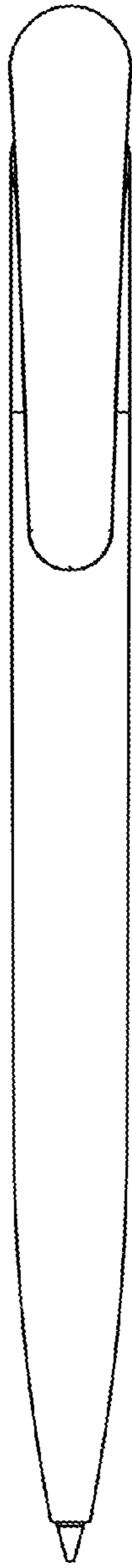


Fig. 2




Fig. 3

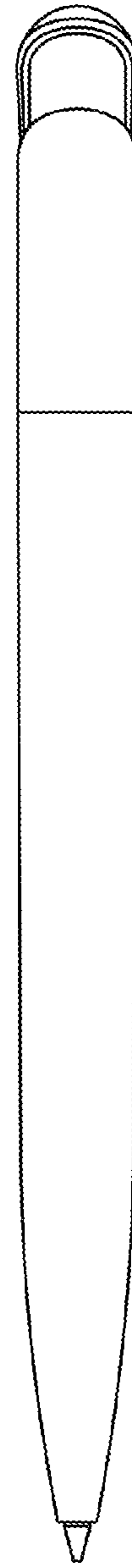


Fig. 4

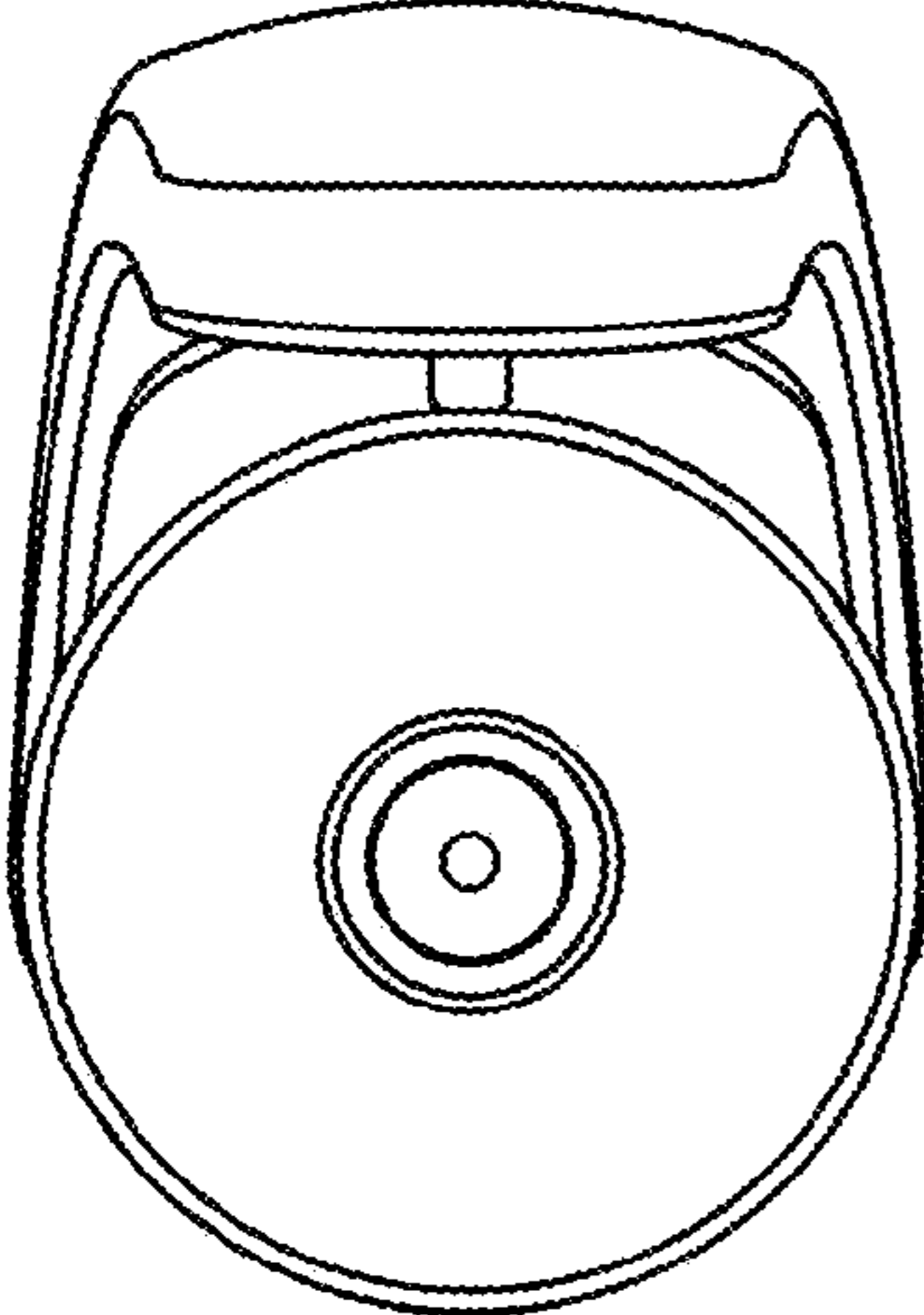


Fig. 5




Fig. 6

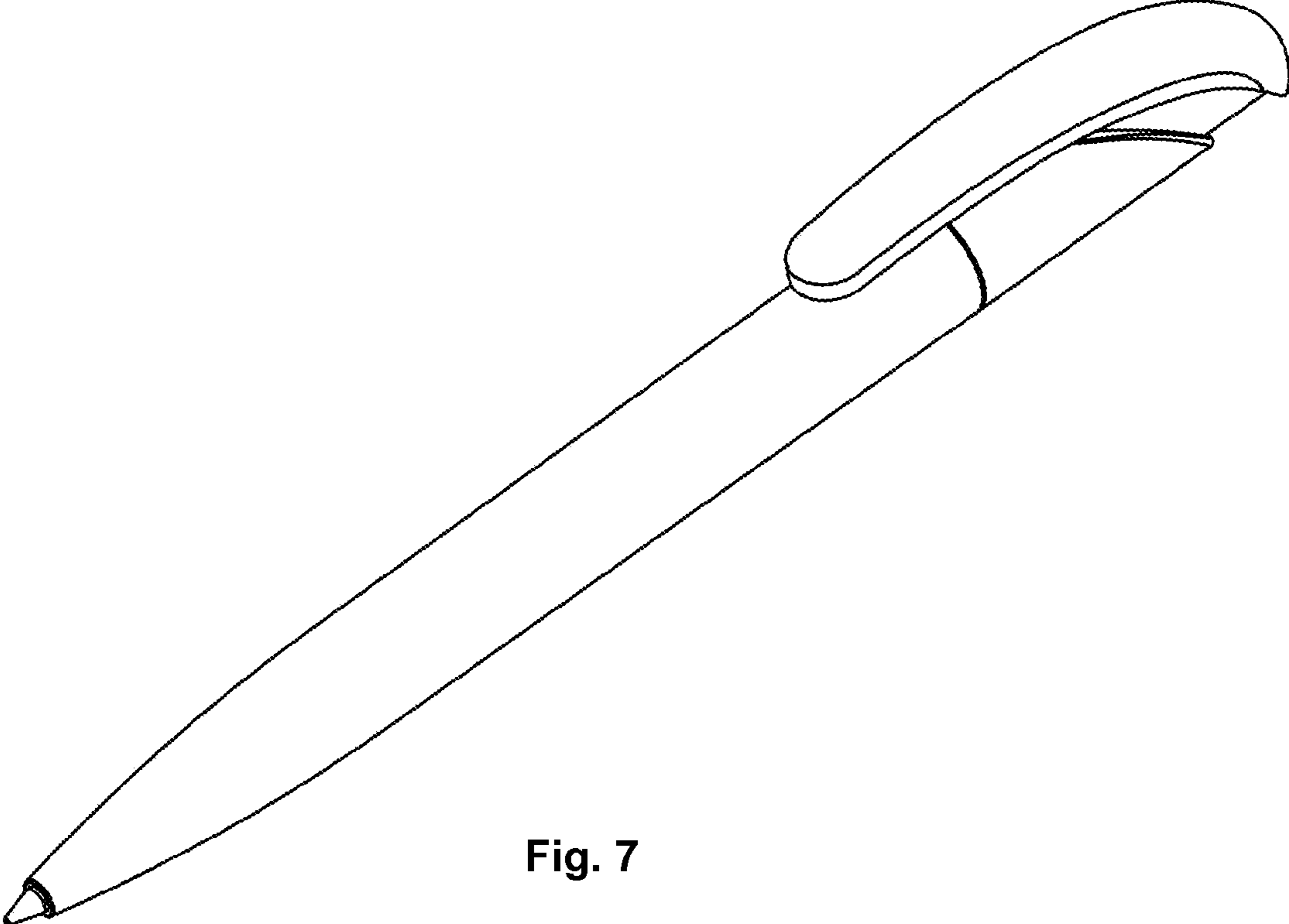


Fig. 7