



US00D620973S

(12) **United States Design Patent**  
**Fukasawa**

(10) **Patent No.:** **US D620,973 S**

(45) **Date of Patent:** **\*\* Aug. 3, 2010**

(54) **STAMP**

(75) Inventor: **Naoto Fukasawa**, Shibuya-ku (JP)

(73) Assignee: **Shachihata Inc.**, Nagoya (JP)

(\*\*) Term: **14 Years**

(21) Appl. No.: **29/347,341**

(22) Filed: **Dec. 10, 2009**

(30) **Foreign Application Priority Data**

Jun. 12, 2009 (JP) ..... 2009-013412

(51) **LOC (9) Cl.** ..... **19-02**

(52) **U.S. Cl.** ..... **D18/15**

(58) **Field of Classification Search** ..... D18/15-18;  
101/327, 333, 334, 368, 371-373, 376, 405,  
101/406; 118/264, 268  
See application file for complete search history.

(56) **References Cited**

**U.S. PATENT DOCUMENTS**

D145,514 S *	9/1946	Duke	.....	D18/15
3,948,173 A *	4/1976	Barasch	.....	101/333
D280,643 S *	9/1985	Ichikawa	.....	D18/15
4,996,921 A *	3/1991	Hong	.....	101/333
D378,597 S *	3/1997	Harden	.....	D18/15
D399,245 S *	10/1998	Harden	.....	D18/15
D441,009 S *	4/2001	Hayashi	.....	D18/15
D446,805 S *	8/2001	Suto	.....	D18/15
D452,261 S *	12/2001	Hayashi	.....	D18/15
D478,930 S *	8/2003	Zambelli et al.	.....	D18/15
D506,775 S *	6/2005	Kida et al.	.....	D18/15
D585,932 S *	2/2009	Kida et al.	.....	D18/15
D595,340 S *	6/2009	Kida et al.	.....	D18/15

**FOREIGN PATENT DOCUMENTS**

GB 2040895 \* 7/1994

JP	795198	6/1990
JP	806649	10/1990
JP	1004156	11/1997
JP	1152420	7/2002
JP	1152421	7/2002
JP	1260536	12/2005

\* cited by examiner

*Primary Examiner*—Charles A Rademaker

(74) *Attorney, Agent, or Firm*—Jacobson Holman PLLC

(57) **CLAIM**

The ornamental design for a stamp, as shown and described.

**DESCRIPTION**

FIG. 1 is a front perspective view of a stamp showing our new design;

FIG. 2 is a rear perspective view thereof,

FIG. 3 is a front elevation thereof,

FIG. 4 is a rear elevation thereof,

FIG. 5 is a right side elevation thereof,

FIG. 6 is a left elevation thereof,

FIG. 7 is a top plan view thereof,

FIG. 8 is a bottom plan view thereof,

FIG. 9 is a cross-section thereof taken along line A—A in FIG. 7,

FIG. 10 is a cross-section thereof taken along line B—B in FIG. 3,

FIG. 11 is a cross-section thereof taken along line C—C in FIG. 4; and,

FIG. 12 is a cross-section thereof taken along line D—D in FIG. 4.

**1 Claim, 5 Drawing Sheets**

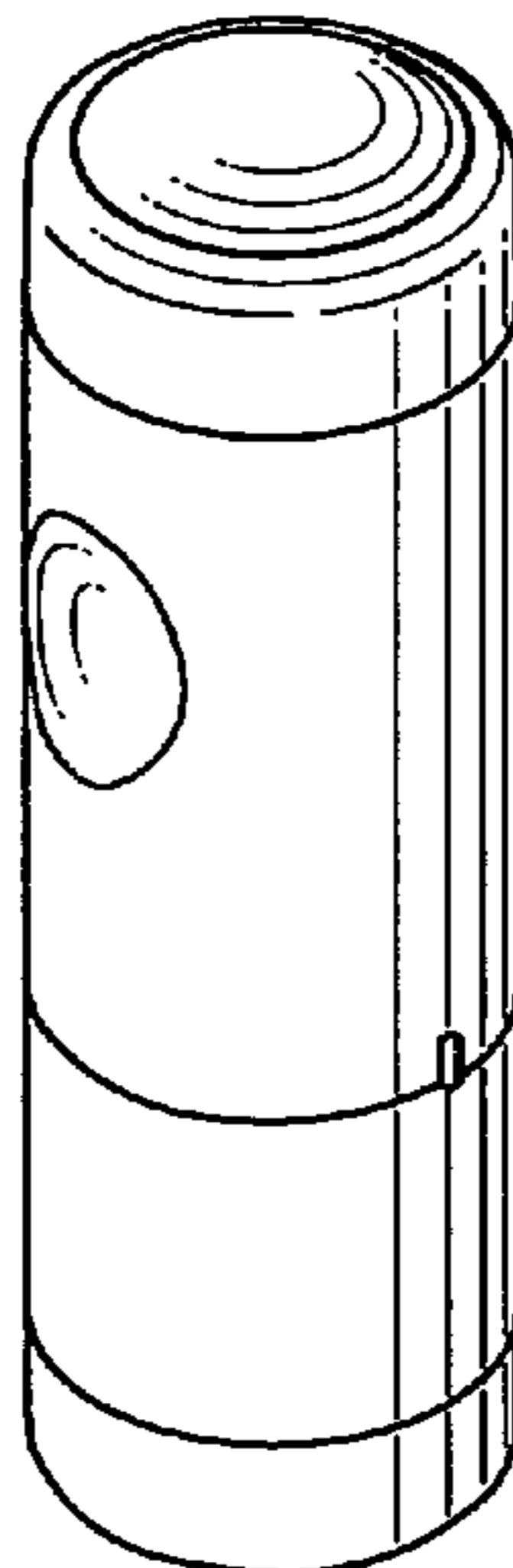


FIG.1

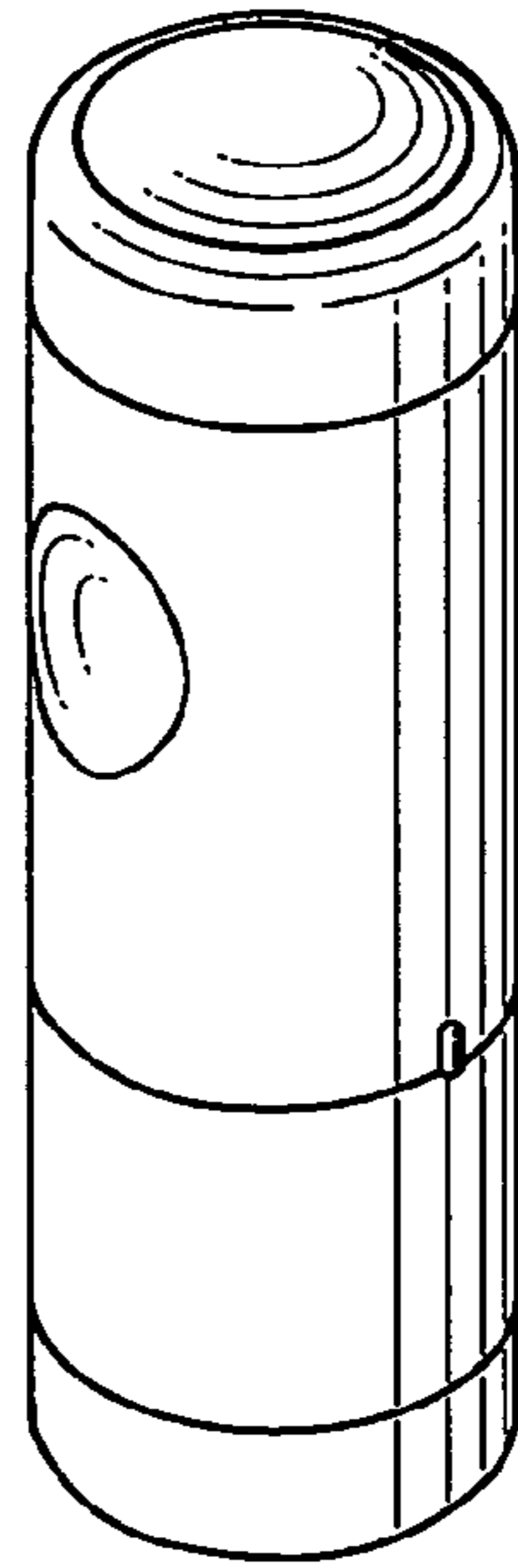


FIG.2

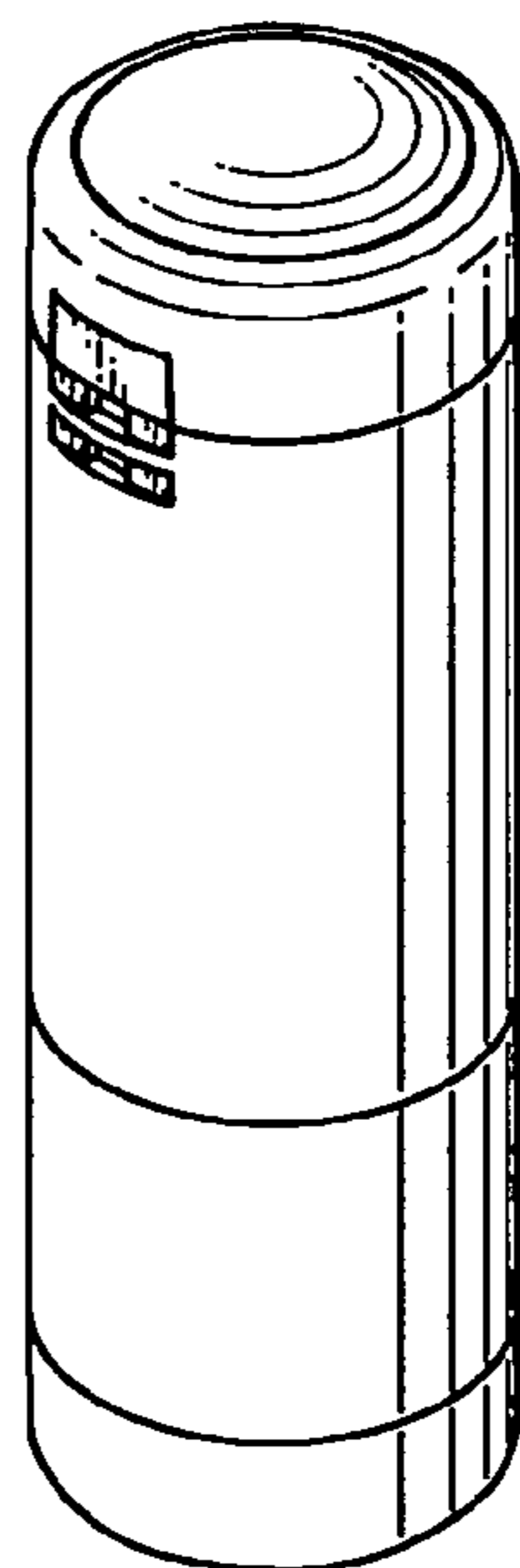
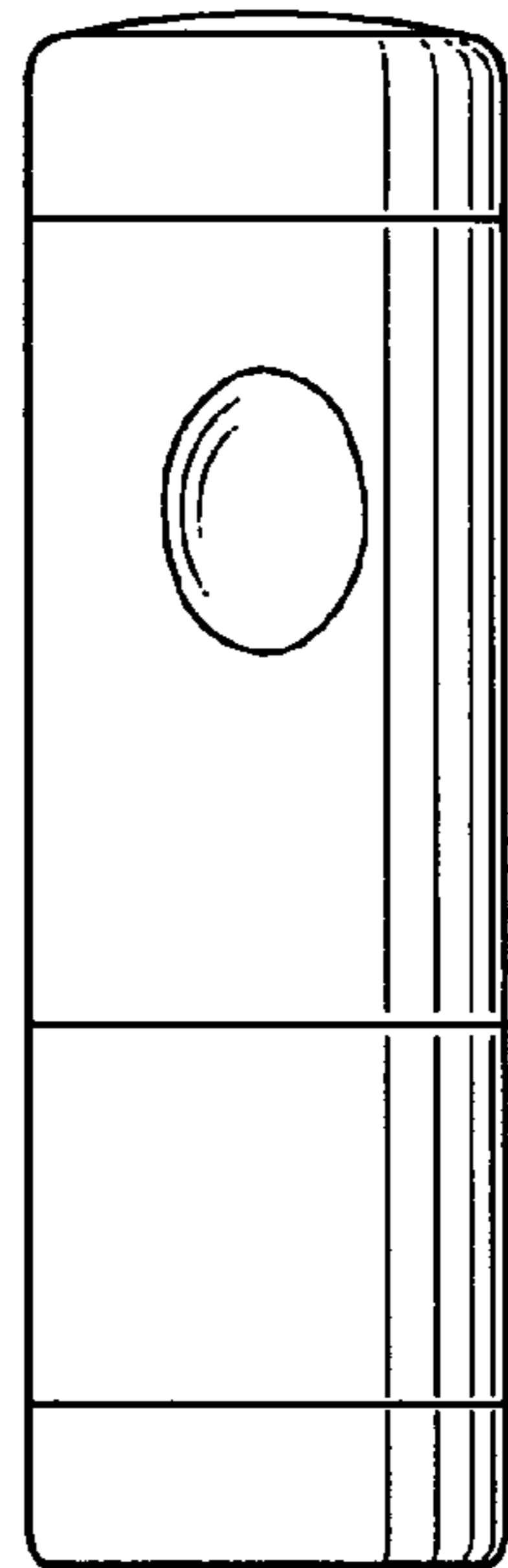


FIG.3

┌B



└B

FIG.4

D C C D




FIG.5

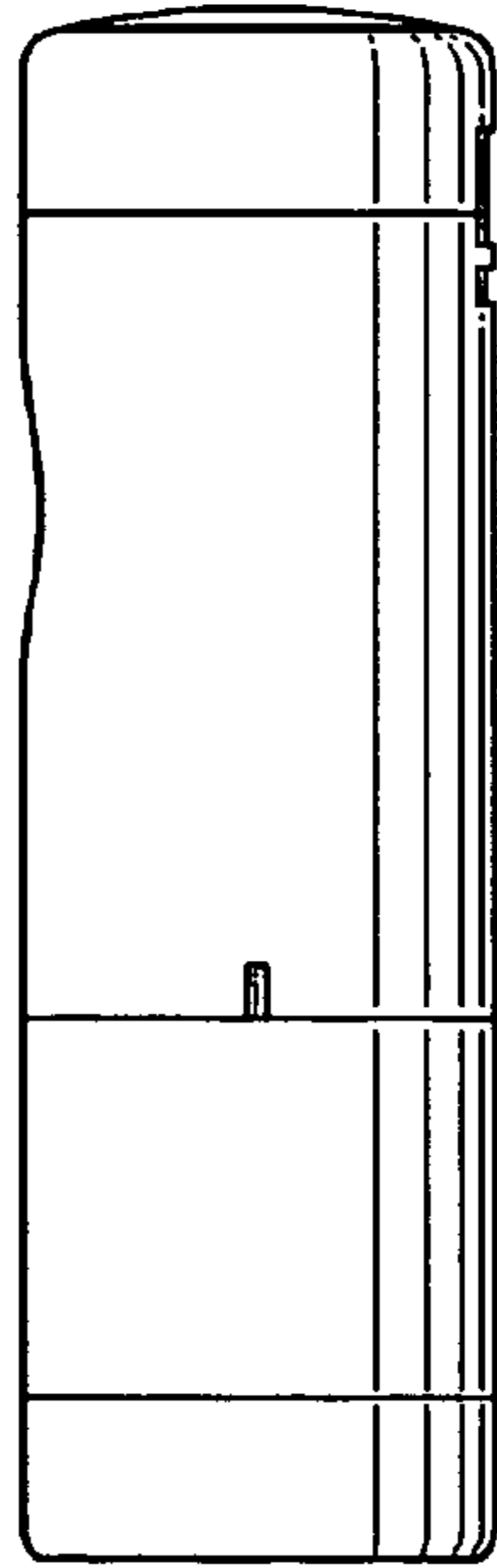


FIG.6




FIG.7

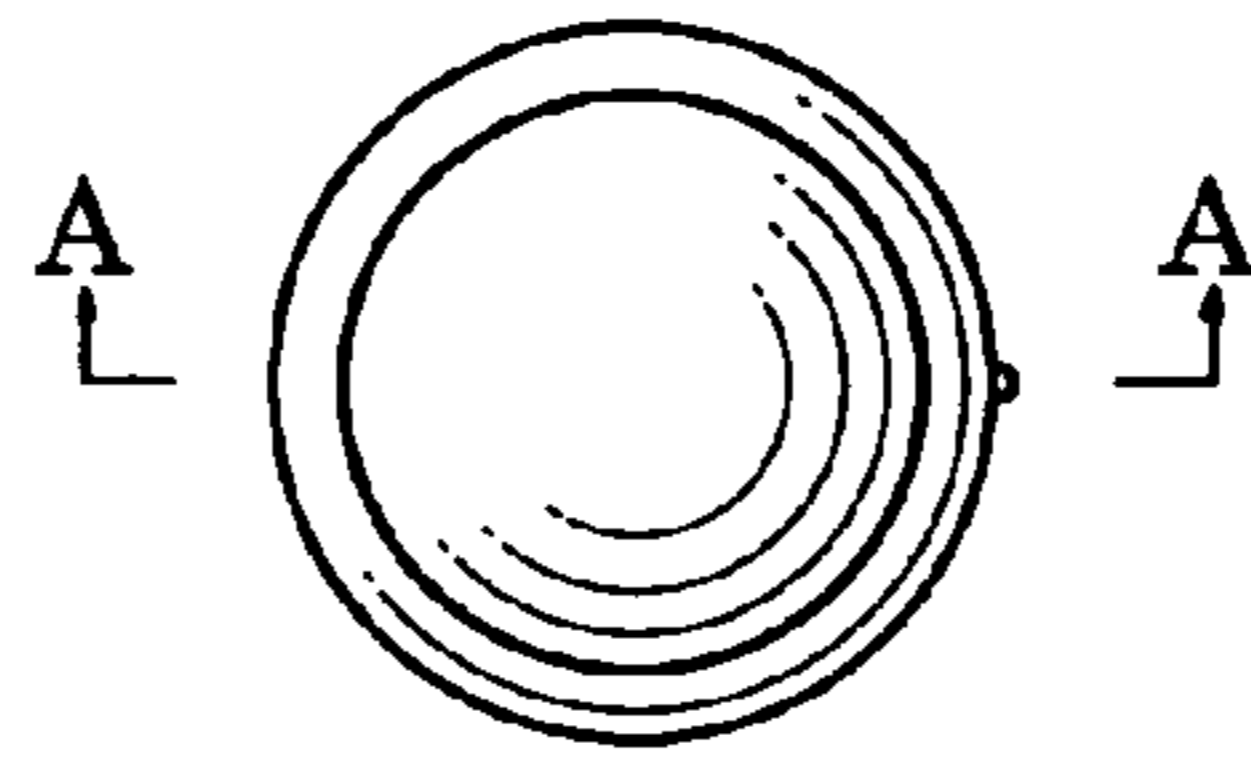


FIG.8

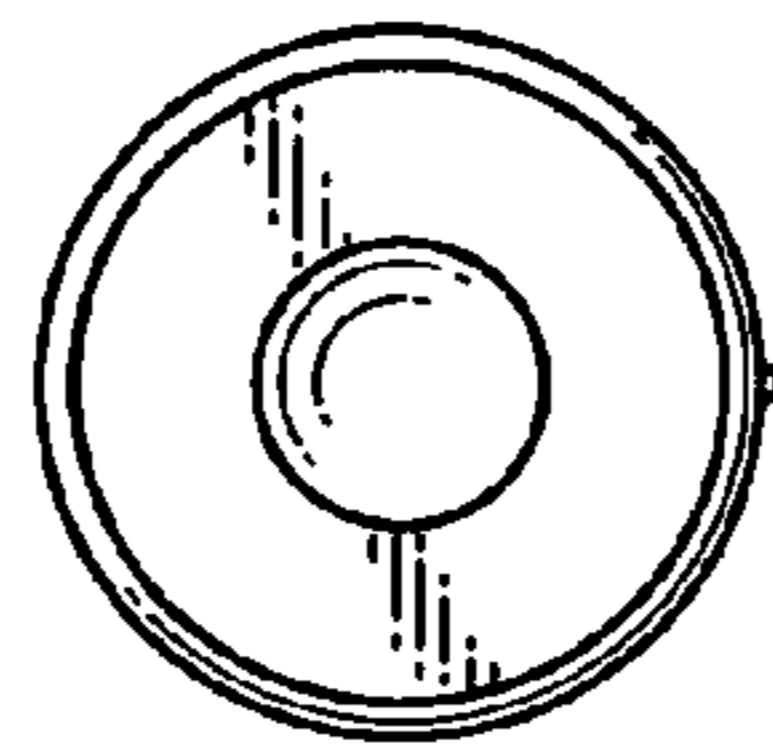


FIG.9




FIG.10




FIG.11




FIG.12

