



US00D620972S

(12) **United States Design Patent**
Kida et al.

(10) **Patent No.:** **US D620,972 S**

(45) **Date of Patent:** **** Aug. 3, 2010**

(54) **STAMP**

(75) Inventors: **Masaki Kida**, Setagaya-Ku (JP);
Motohide Imaizumi, Setagaya-Ku (JP)

(73) Assignee: **Shachihata Inc.**, Nagoya (JP)

(**) Term: **14 Years**

(21) Appl. No.: **29/311,946**

(22) Filed: **Aug. 5, 2009**

(30) **Foreign Application Priority Data**

Feb. 6, 2009 (JP) 2009-002505

(51) **LOC (9) Cl.** **19-02**

(52) **U.S. Cl.** **D18/15**

(58) **Field of Classification Search** D18/15-18;
101/327, 333, 334, 368, 371-373, 376, 405,
101/406; 118/264, 268

See application file for complete search history.

(56) **References Cited**

U.S. PATENT DOCUMENTS

D158,186 S * 4/1950 Fleming D18/15
D240,966 S * 8/1976 Funahashi et al. D18/15
D275,687 S * 9/1984 Funahashi D18/15
D377,500 S * 1/1997 Kida et al. D18/15

D497,936 S * 11/2004 Kida et al. D18/15
D508,521 S * 8/2005 Kida et al. D18/15
D539,836 S * 4/2007 Faber D18/15
D580,479 S * 11/2008 Hanazato D18/15

FOREIGN PATENT DOCUMENTS

JP DESIGN 604179 S 5/1981
JP DES. 604179-1 S 7/1981
JP DES. 976262 S 11/1995

* cited by examiner

Primary Examiner—Charles A Rademaker

(74) *Attorney, Agent, or Firm*—Jacobson Holman PLLC

(57) **CLAIM**

The ornamental design for a stamp, as shown and described.

DESCRIPTION

FIG. 1 is a front perspective view of a stamp showing our new design;

FIG. 2 is a rear elevation thereof,

FIG. 3 is a left elevation thereof,

FIG. 4 is a right elevation thereof,

FIG. 5 is a top plan view thereof,

FIG. 6 is a bottom view thereof; and,

FIG. 7 is a perspective view thereof.

1 Claim, 1 Drawing Sheet

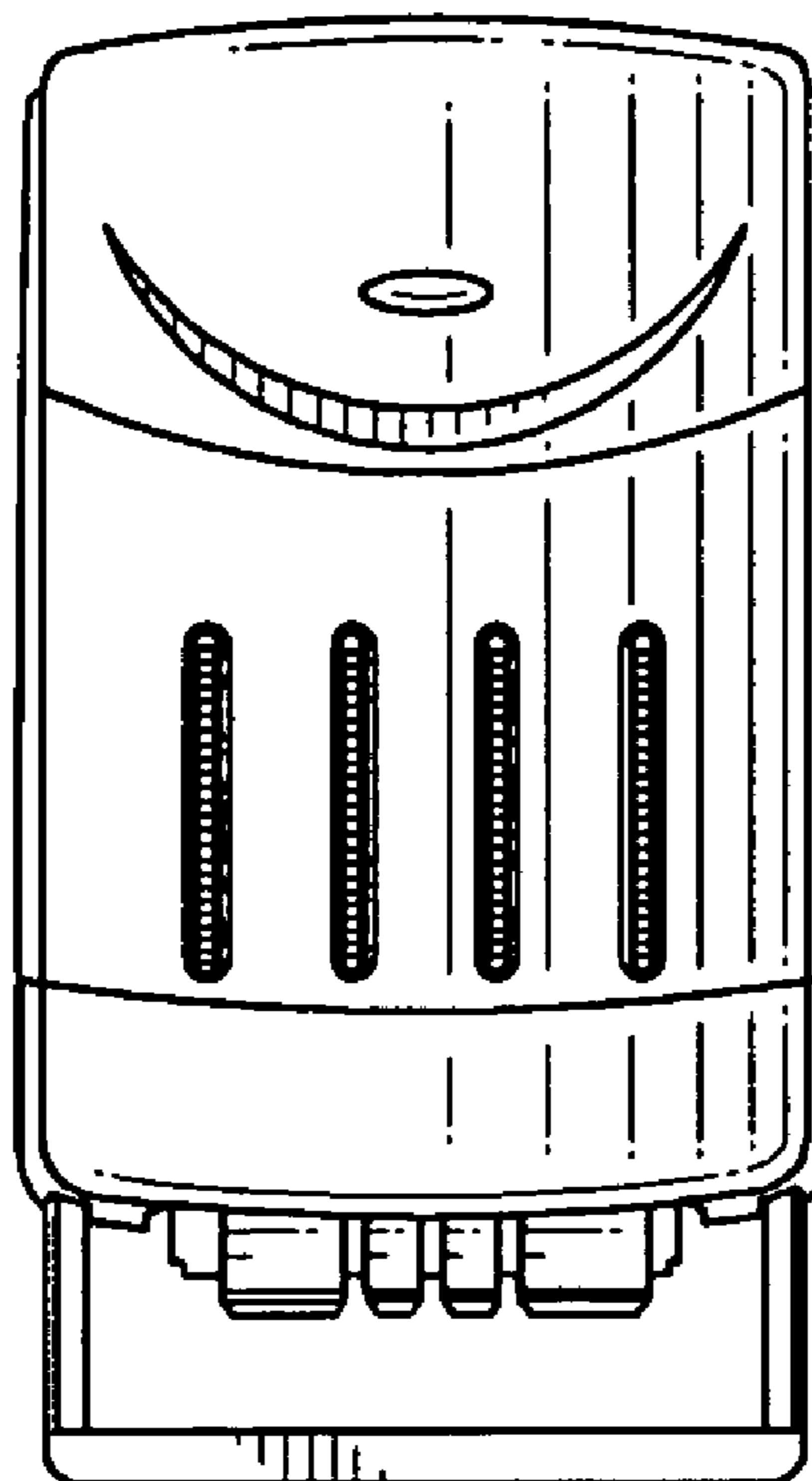


FIG. 1

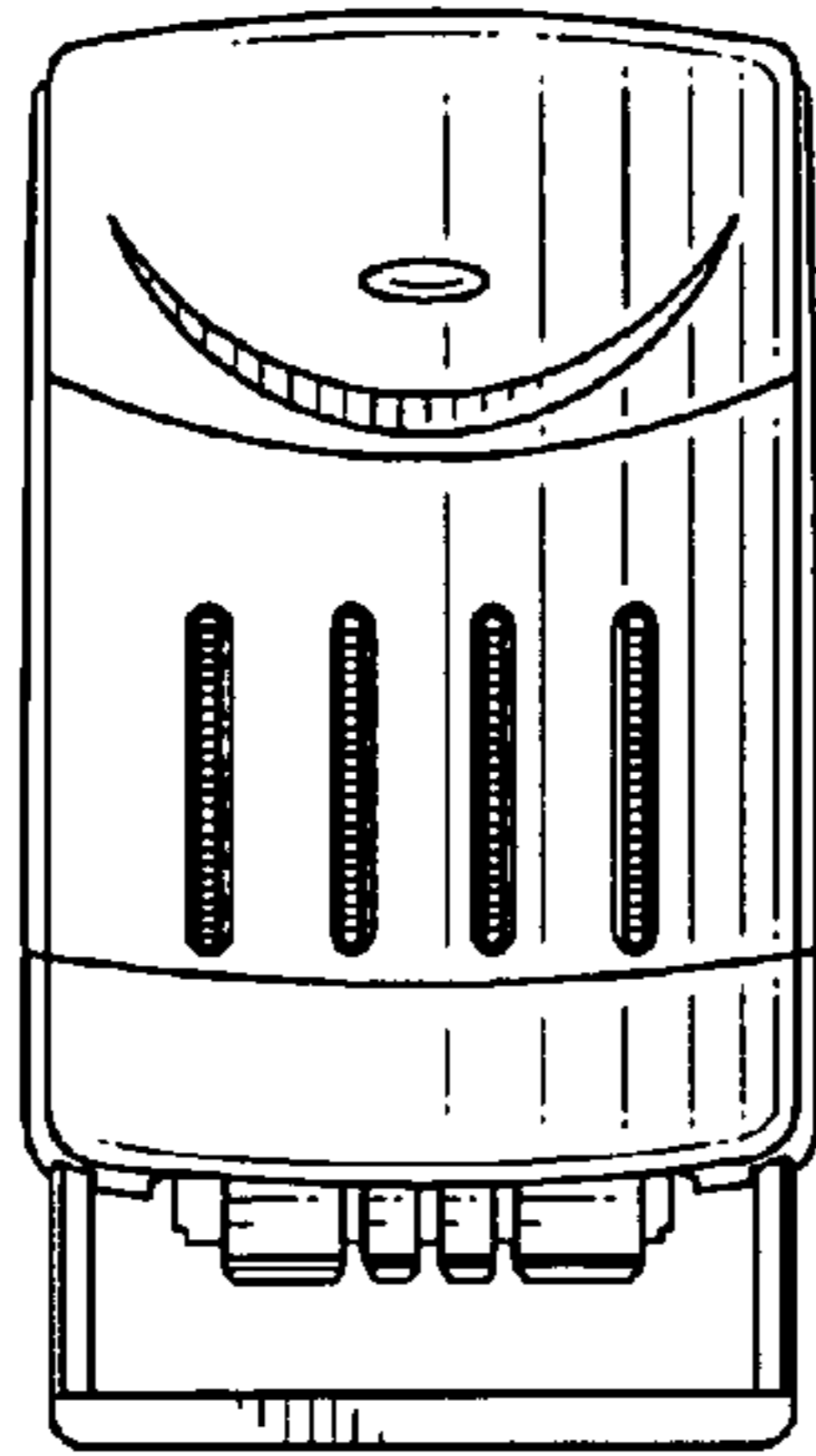


FIG. 2

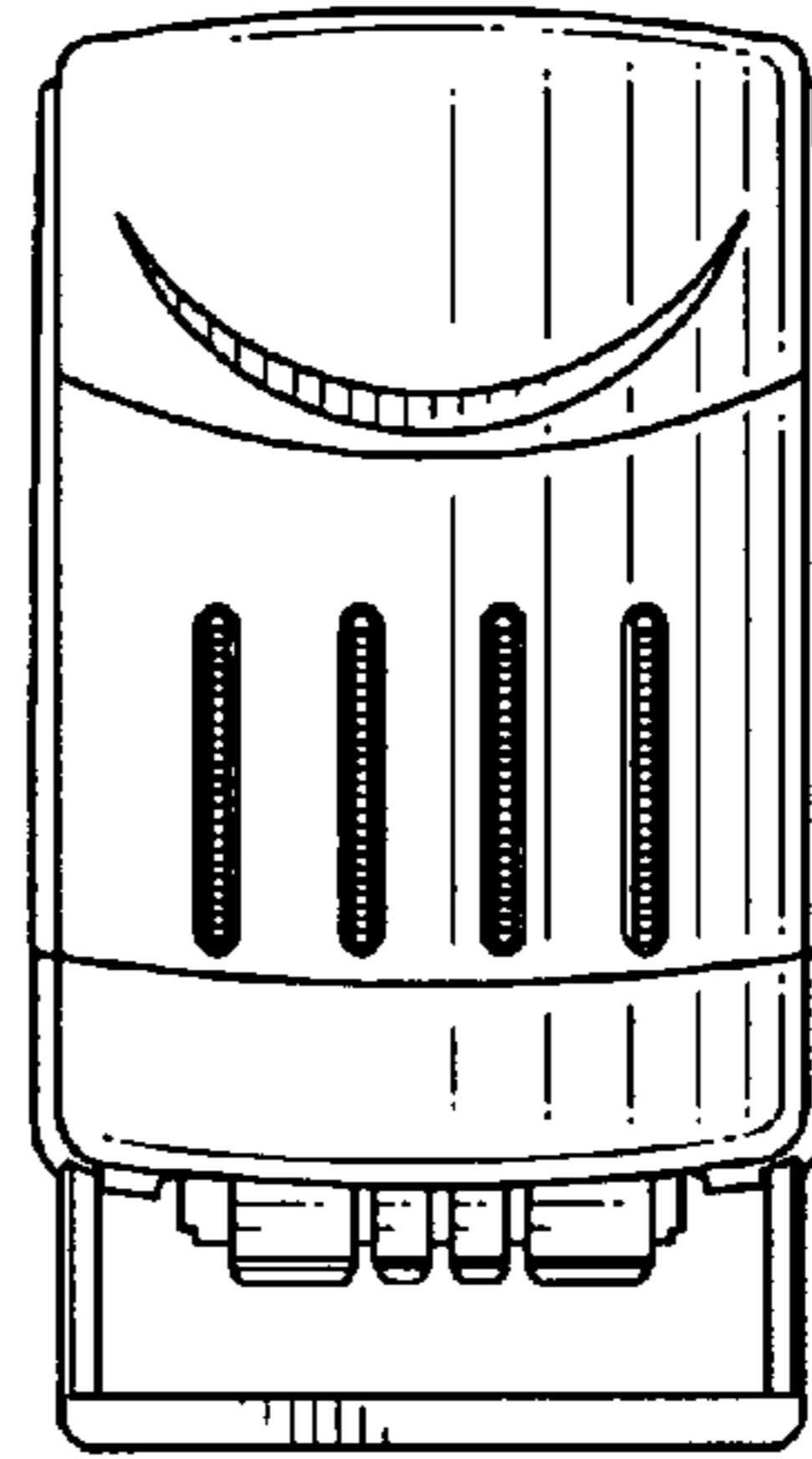


FIG. 3




FIG. 4




FIG. 5

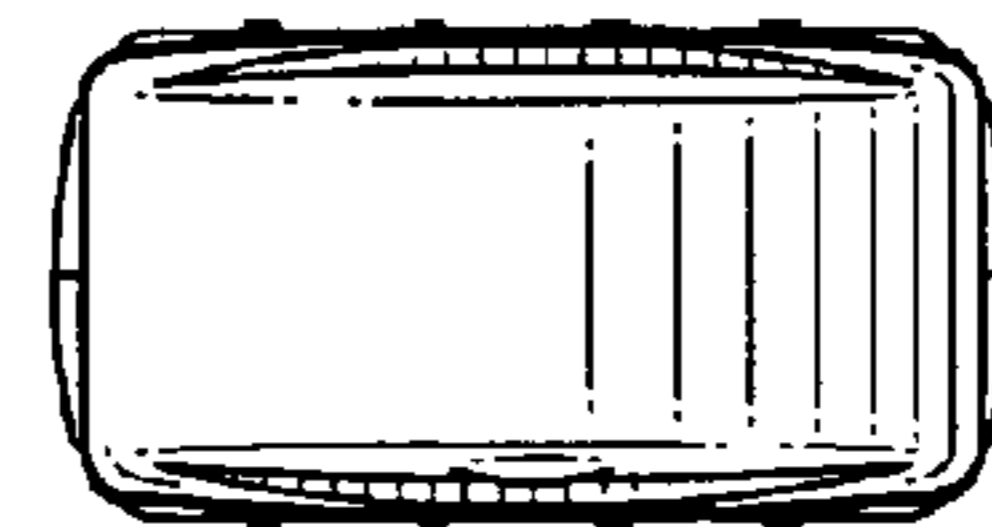


FIG. 6

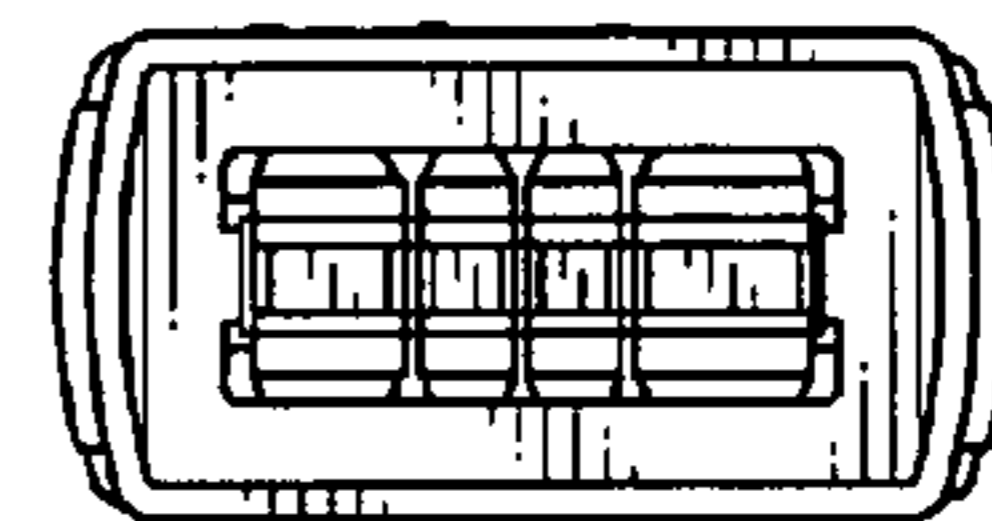


FIG. 7

