



US00D620951S

(12) **United States Design Patent**
Hata

(10) **Patent No.:** **US D620,951 S**
(45) **Date of Patent:** **** Aug. 3, 2010**

(54) **TRANSITIONAL ICON FOR A DISPLAY SCREEN OF A HANDHELD DEVICE**

(75) Inventor: **Hitoshi Hata**, Kyoto (JP)

(73) Assignee: **Arkray, Inc.** (JP)

(**) Term: **14 Years**

(21) Appl. No.: **29/327,969**

(22) Filed: **Nov. 17, 2008**

(30) **Foreign Application Priority Data**

May 19, 2008 (JP) D2008-012446

(51) **LOC (9) Cl.** **32-00**

(52) **U.S. Cl.** **D14/492**

(58) **Field of Classification Search** D14/485-495;
D18/26, 31-33; D20/11-12, 23-25, 29-32,
D20/36-38; 715/700-867, 973-977
See application file for complete search history.

(56) **References Cited**

U.S. PATENT DOCUMENTS

D193,165 S * 7/1962 Parrish et al. D20/31
5,940,072 A * 8/1999 Jahanghir et al. 715/716
6,002,395 A * 12/1999 Wagner et al. 715/763
D469,107 S * 1/2003 Miller et al. D14/488
7,181,692 B2 * 2/2007 Siegel 715/727
7,439,991 B1 * 10/2008 Taima et al. 715/723
D592,154 S * 5/2009 Drews et al. D13/162
D592,156 S * 5/2009 Drews et al. D13/162

OTHER PUBLICATIONS

Logo Lounge, by Catharine Fishel and Bill Gardner, Rockport Publishers, Gloucester, MA © 2003, pp. 14, 324 and 329.*

(Continued)

Primary Examiner—Cathron C Brooks

Assistant Examiner—Karen E Kearney

(74) *Attorney, Agent, or Firm*—Studebaker & Brackett PC; Donald R. Studebaker

(57) **CLAIM**

The ornamental design for a transitional icon for a display screen of a handheld device, as shown and described.

DESCRIPTION

FIG. 1 is a front view of a transitional icon for a display screen of a handheld device in one state, shown enlarged and separately for ease of illustration;

FIG. 2 is a front view thereof in another state, shown enlarged and separately for ease of illustration;

FIG. 3 is a front view of the design of FIG. 1, shown enlarged and with the display screen shown separately for ease of illustration;

FIG. 4 is a front view of the design of FIG. 3 in another state, shown enlarged and with the display screen shown separately for ease of illustration;


FIG. 5 is a perspective view of the design of FIG. 1; and,

FIG. 6 is a perspective view of the design of FIG. 5 in another state.

The appearance of the transitional image sequentially transitions between the images shown in FIGS. 1 and 2, FIGS. 3 and 4 and FIGS. 5 and 6. The process or period in which one image transitions to another image forms no part of the claimed design.

The broken line showing of the display screen in FIGS. 3 and 4, the handheld device in FIGS. 4 and 5 and the numerical expression in FIGS. 3-6 are for the purpose of illustrating unclaimed portions of the design and form no part of the claimed design.

1 Claim, 3 Drawing Sheets



OTHER PUBLICATIONS

Logo Lounge 3, by Bill Gardner and Catharine Fishel, Rockport Publishers, Gloucester, MA © 2006, p. 172.*

NetLogo 3.0.2 User Manual: Shapes Editor Guide, Web Archive [online] Nov. 26, 2005 [retrieved on May 6, 2008]. Retrieved from the

Internet <URL: <http://web.archive.org/web/20051126100633/http://ccl.northwestern.edu/netlogo/docs/shapes.html>>.*

* cited by examiner

FIG. 1




FIG. 2



FIG. 3

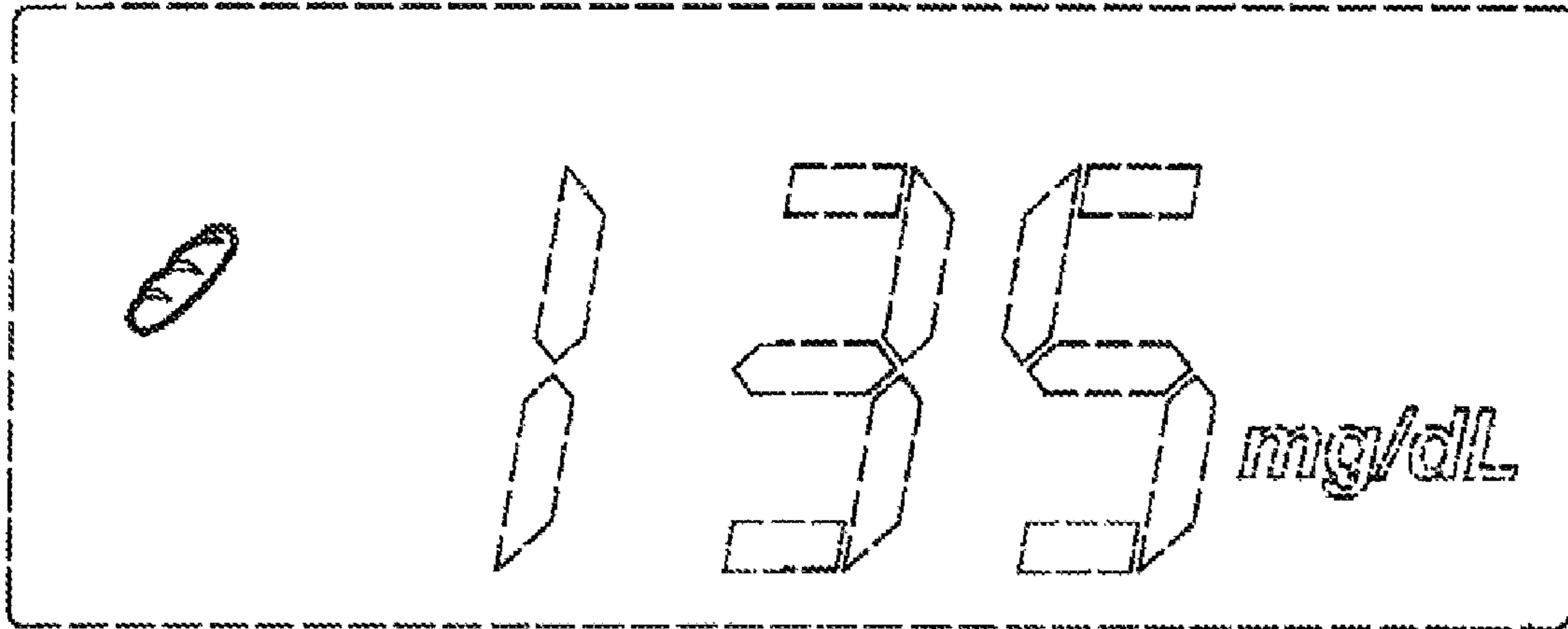


FIG. 4

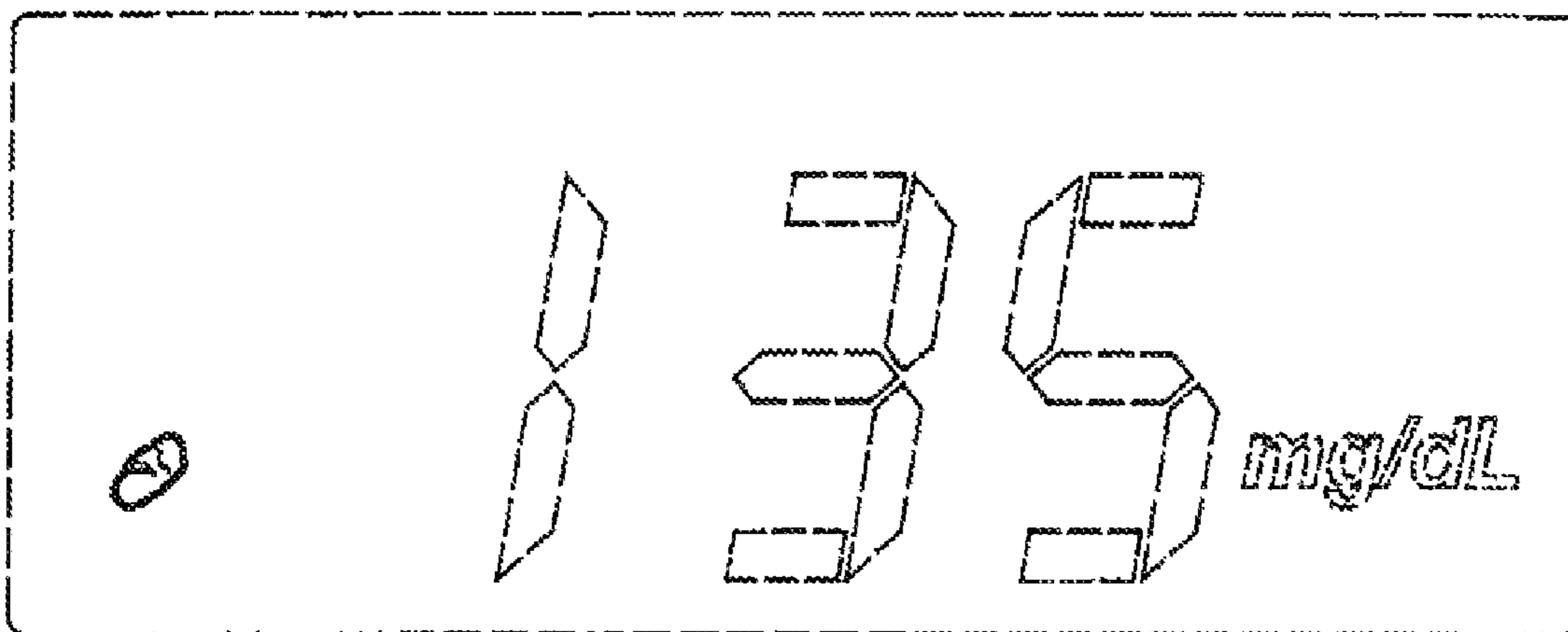


FIG. 5

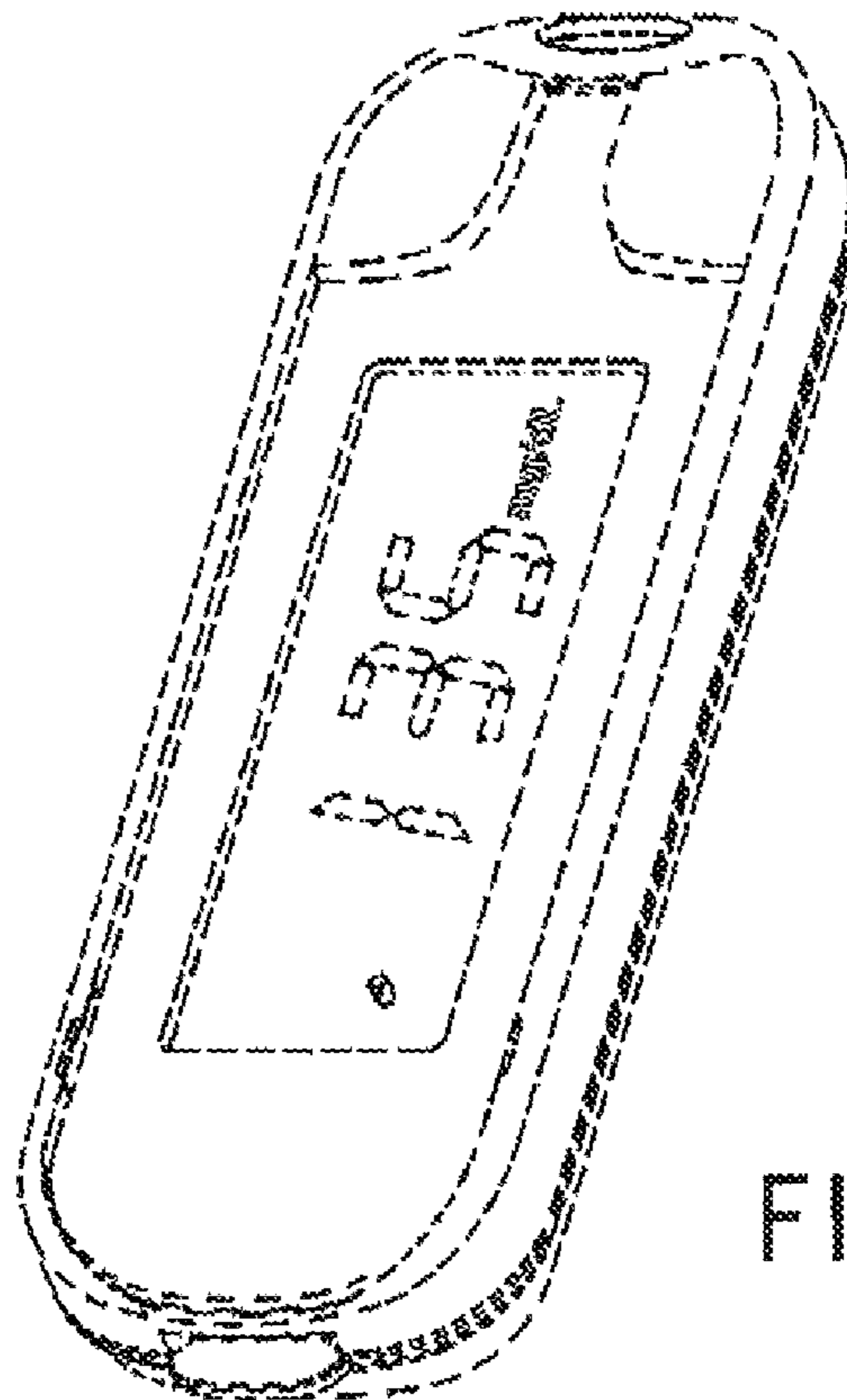
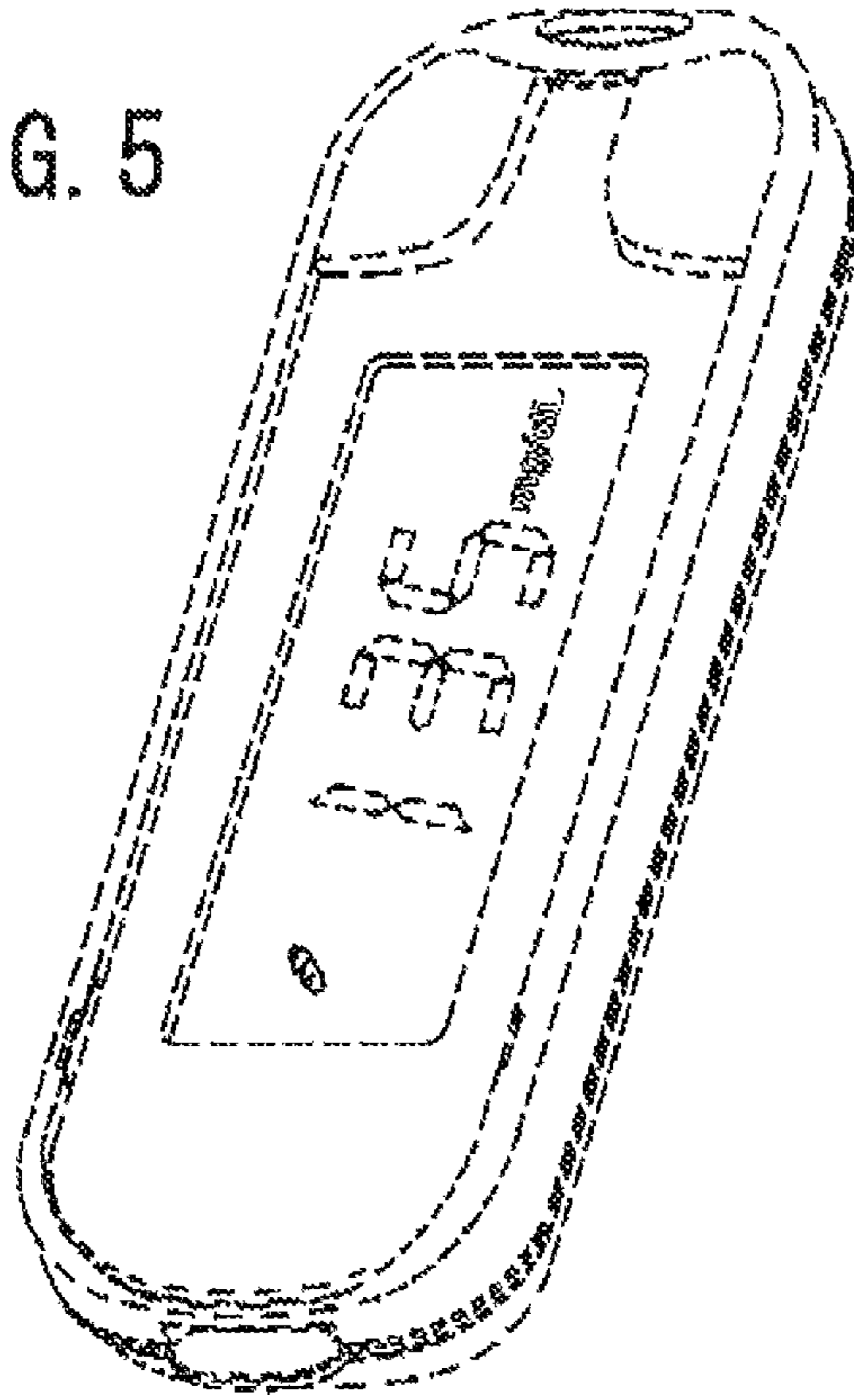


FIG. 6