



US00D620919S

(12) **United States Design Patent**
Lee

(10) **Patent No.:** **US D620,919 S**
(45) **Date of Patent:** **** *Aug. 3, 2010**

- (54) **PORTABLE MEDIA PLAYER**
- (75) Inventor: **Johann Lee**, Whitestone, NY (US)
- (73) Assignee: **Coby Electronics Corporation**, Lake Success, NY (US)
- (*) Notice: This patent is subject to a terminal disclaimer.
- (**) Term: **14 Years**
- (21) Appl. No.: **29/352,341**
- (22) Filed: **Dec. 18, 2009**

D581,922 S	12/2008	Andre et al.	
D593,535 S *	6/2009	Sheba et al. D14/203.7
D601,122 S *	9/2009	Hibino et al. D14/203.7
D601,558 S	10/2009	Andre et al.	
D602,014 S	10/2009	Andre et al.	
D602,015 S	10/2009	Andre et al.	
D602,016 S	10/2009	Andre et al.	
D602,017 S	10/2009	Andre et al.	
D607,872 S *	1/2010	Lee D14/203.7

* cited by examiner

Primary Examiner—Prabhakar Deshmukh
(74) *Attorney, Agent, or Firm*—Mayer Brown LLP

- (51) **LOC (9) Cl.** **14-03**
 - (52) **U.S. Cl.** **D14/203.7; D14/203.3; D14/496**
 - (58) **Field of Classification Search** D14/496, D14/401, 435, 474, 483, 217, 137, 138, 160, D14/168, 356, 203.1–203.8, 507; 345/156, 345/169, 173–179, 905; 715/727–729, 864; 710/1, 5, 8; 713/1, 600; 455/1.1, 1.7, 73, 455/344–347, 93, 95, 3.01–3.06, 550.1, 573.1; 370/342–344; 369/1, 2, 6–12; 463/43–47; 273/148 B
- See application file for complete search history.

(57) **CLAIM**

The ornamental design for a portable media player, as shown and described.

DESCRIPTION

A portion of the disclosure of this patent document contains material to which a claim for copyright is made. The copyright owner has no objection to the facsimile reproduction by anyone of the patent document or the patent disclosure, as it appears in the Patent and Trademark Office patent file or records, but reserves all other copyright rights whatsoever.

FIG. 1 is a top front perspective view of a portable media player showing my new design;

FIG. 2 is a bottom rear perspective view thereof;

FIG. 3 is a top view thereof;

FIG. 4 is a left side view thereof;

FIG. 5 is a front view thereof;

FIG. 6 is a right side view thereof;

FIG. 7 is a rear view thereof; and,

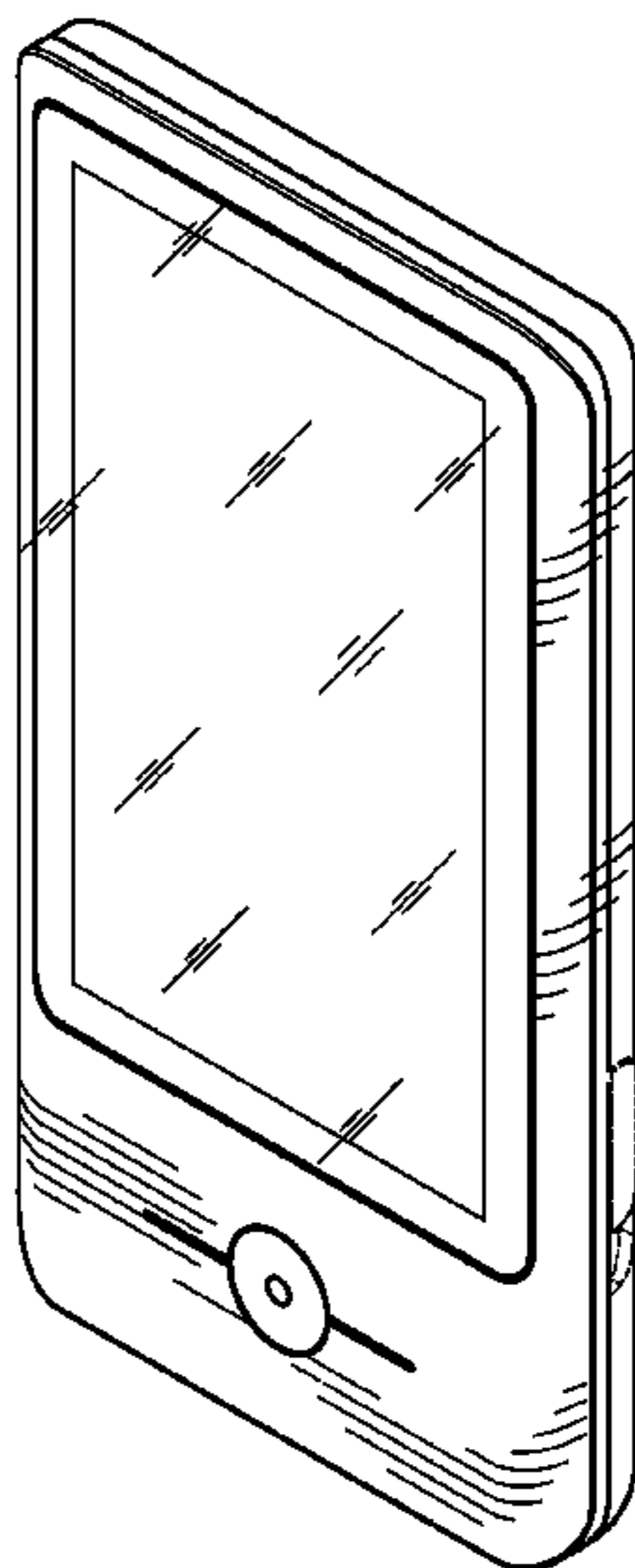
FIG. 8 is a bottom view thereof.

The broken lines are for illustrative purpose only and form no part of the claimed design.

(56) **References Cited**
U.S. PATENT DOCUMENTS

5,859,594 A *	1/1999	King et al. 340/7.55
6,122,526 A *	9/2000	Parulski et al. 455/556.1
6,593,914 B1 *	7/2003	Nuovo et al. 345/169
D527,015 S *	8/2006	Yang D14/203.7
D539,815 S *	4/2007	Lai et al. D14/203.7
7,281,214 B2 *	10/2007	Fadell 715/745
D558,756 S	1/2008	Andre et al.	
D558,758 S	1/2008	Andre et al.	
D565,596 S *	4/2008	Kim D14/496
D580,387 S	11/2008	Andre et al.	

1 Claim, 3 Drawing Sheets



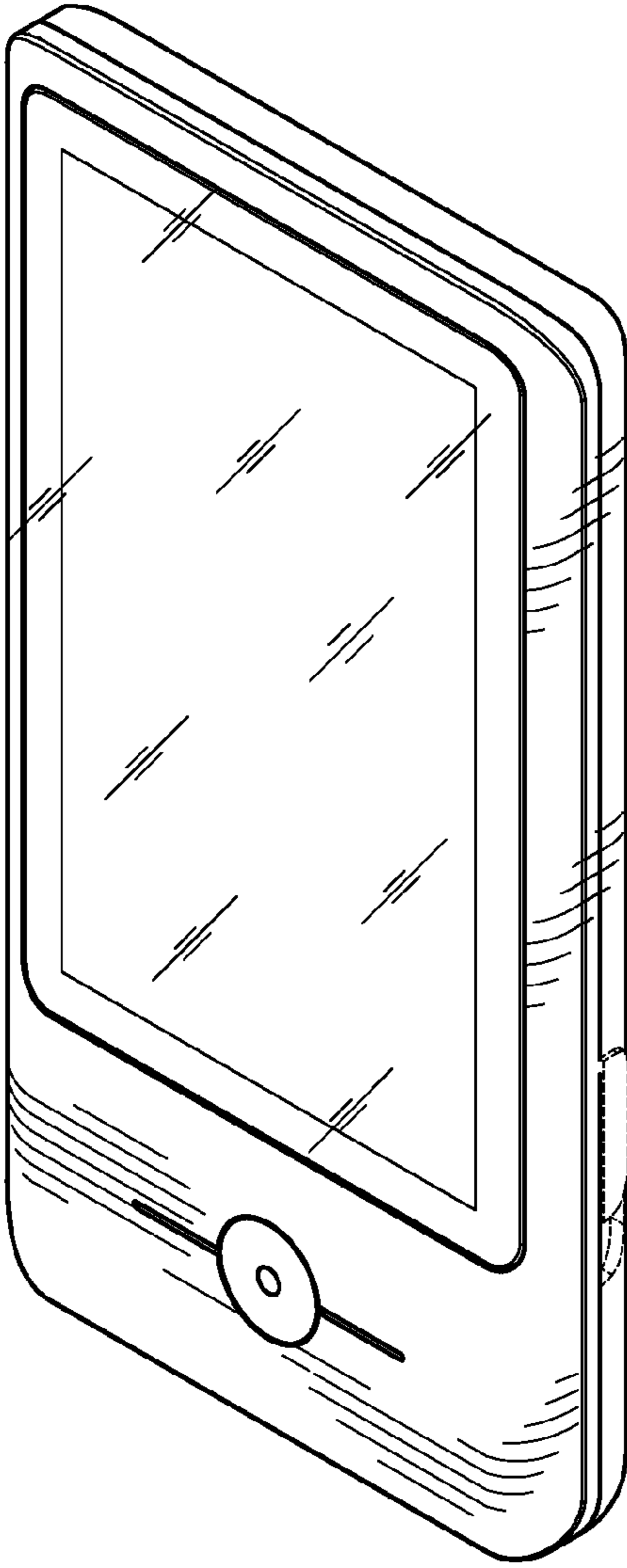


FIG. 1

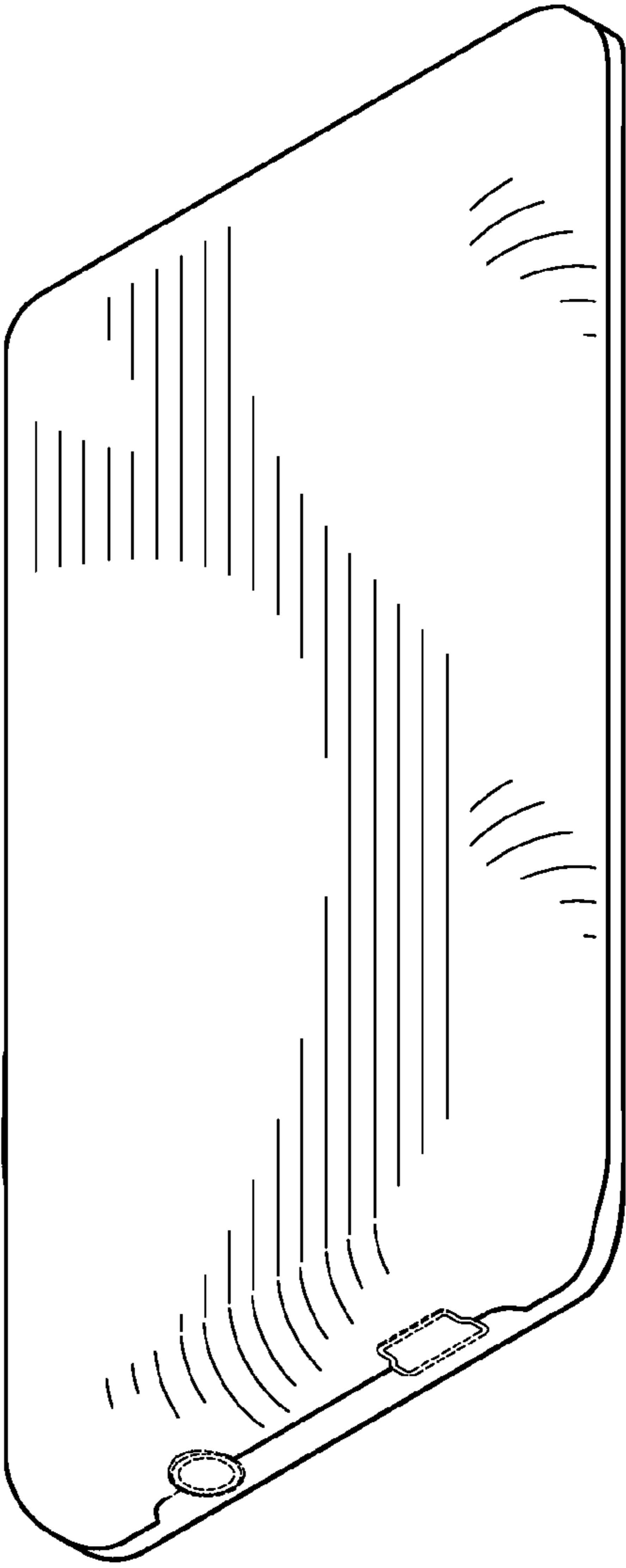


FIG. 2



FIG. 3

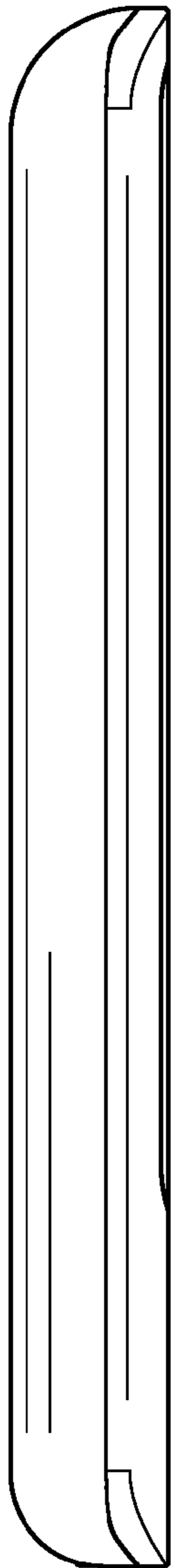


FIG. 4

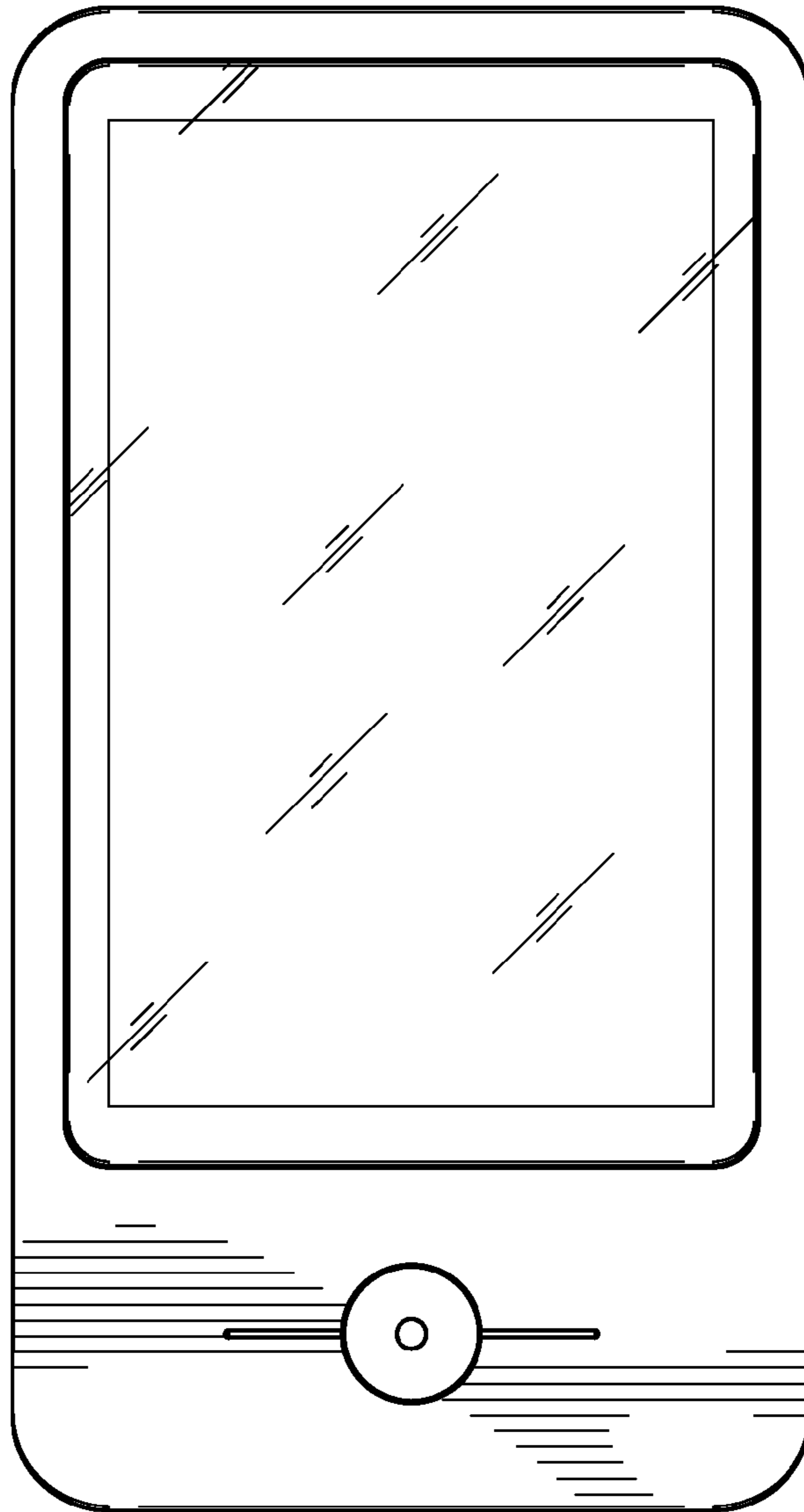


FIG. 5




FIG. 6

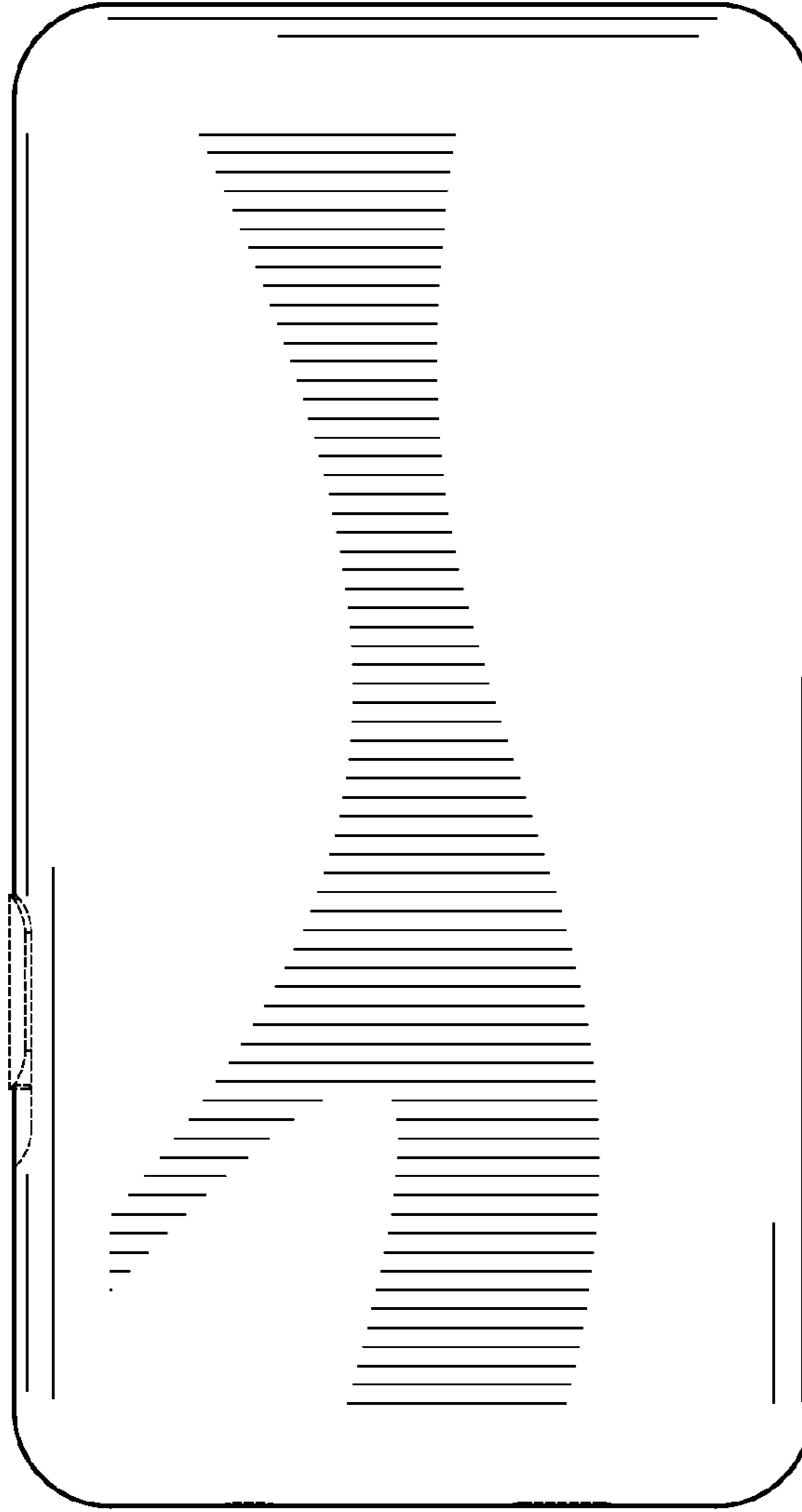


FIG. 7




FIG. 8