



US00D620909S

(12) **United States Design Patent**
Lee et al.

(10) **Patent No.:** **US D620,909 S**
(45) **Date of Patent:** **** Aug. 3, 2010**

(54) **MOBILE PHONE**

(75) Inventors: **Jin-Hoo Lee**, Seoul (KR); **Young-Keun Lee**, Seoul (KR); **Chang-Hwan Hwang**, Goyang-si (KR)

(73) Assignee: **Samsung Electronics Co., Ltd.**, Suwon-Si (KR)

(**) Term: **14 Years**

(21) Appl. No.: **29/343,015**

(22) Filed: **Sep. 4, 2009**

(30) **Foreign Application Priority Data**

Jun. 3, 2009 (KR) 30-2009-0024422

(51) **LOC (9) Cl.** **14-03**

(52) **U.S. Cl.** **D14/138 AD; D14/138 R**

(58) **Field of Classification Search** D14/138 R,
D14/138 AD, 138 AC, 138 C, 138 G, 191,
D14/203.1–203.8, 496, 138 AA, 138 AB,
D14/247–248, 137, 147, 218, 341–347; D10/65,
D10/78, 104; D13/168; D18/7; 455/566,
455/575.1, 575.3

See application file for complete search history.

(56) **References Cited**

U.S. PATENT DOCUMENTS

D354,742 S *	1/1995	Hamilton	D14/339
D386,497 S *	11/1997	Huslig et al.	D14/191
D416,256 S *	11/1999	Griffin et al.	D14/191
D464,346 S *	10/2002	Tischer	D14/345
D467,916 S *	12/2002	Tischer	D14/345
D467,917 S *	12/2002	Tischer	D14/345
D472,551 S *	4/2003	Griffin	D14/346
D485,266 S *	1/2004	Wilson et al.	D14/341
D485,838 S *	1/2004	Wilson et al.	D14/346
D492,663 S *	7/2004	Donner	D14/191
6,842,169 B2 *	1/2005	Griffin et al.	345/163
6,867,763 B2 *	3/2005	Griffin et al.	345/168

6,873,317 B1 *	3/2005	Griffin et al.	345/168
7,203,533 B1 *	4/2007	Tischer	455/575.8
7,425,944 B1 *	9/2008	Peterson	345/156
7,511,700 B2 *	3/2009	Skillman	345/168
D602,933 S *	10/2009	Huang et al.	D14/346

(Continued)

OTHER PUBLICATIONS

Samsung B3310, announced Aug. 2009, [online], [retrieved on Sep. 4, 2009]. Retrieved from Internet ,<URL: <http://www.gsmarena.com>>.*

Primary Examiner—Jeffrey D Asch
Assistant Examiner—Bridget L Eland
(74) *Attorney, Agent, or Firm*—Staas & Halsey LLP

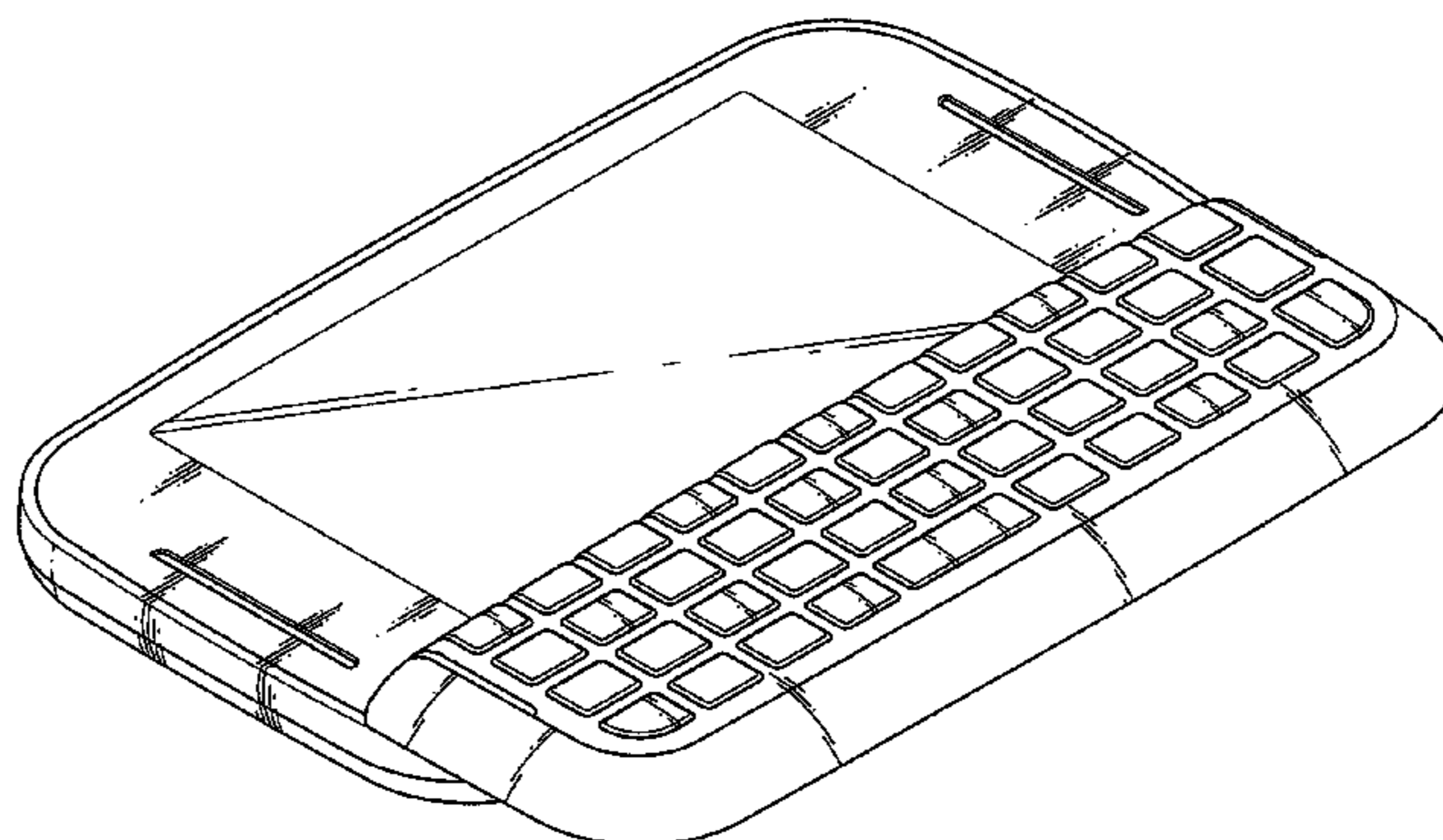
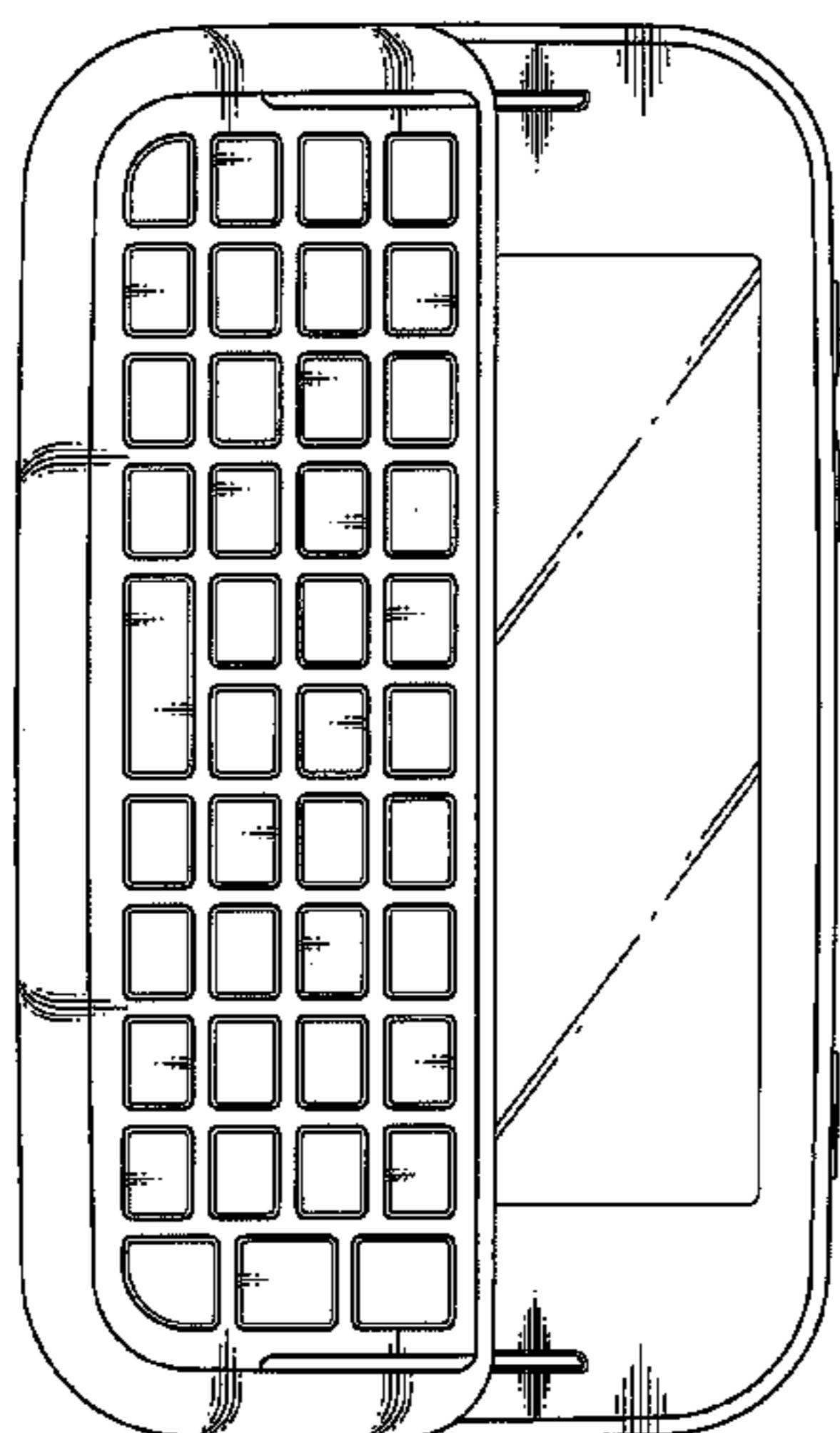
(57) **CLAIM**

The ornamental design for a mobile phone, as shown and described.

DESCRIPTION

FIG. 1 is a front perspective view of a mobile phone;
FIG. 2 is a front view of the mobile phone of FIG. 1;
FIG. 3 is a rear view of the mobile phone of FIG. 1;
FIG. 4 is a left-side view of the mobile phone of FIG. 1;
FIG. 5 is a right-side view of the mobile phone of FIG. 1;
FIG. 6 is a top plan view of the mobile phone of FIG. 1;
FIG. 7 is a bottom plan view of the mobile phone of FIG. 1;
and,
FIG. 8 is a front perspective open view of the mobile phone of FIG. 1.

1 Claim, 5 Drawing Sheets



US D620,909 S

Page 2

U.S. PATENT DOCUMENTS		2009/0111508 A1*	4/2009	Yeh et al.	455/552.1
D606,036 S *	12/2009 Shimada	D14/138 G			
2004/0229664 A1*	11/2004 Chadha	455/575.1			
2007/0287504 A1*	12/2007 Lim et al.	455/566			
					* cited by examiner

FIG. 1

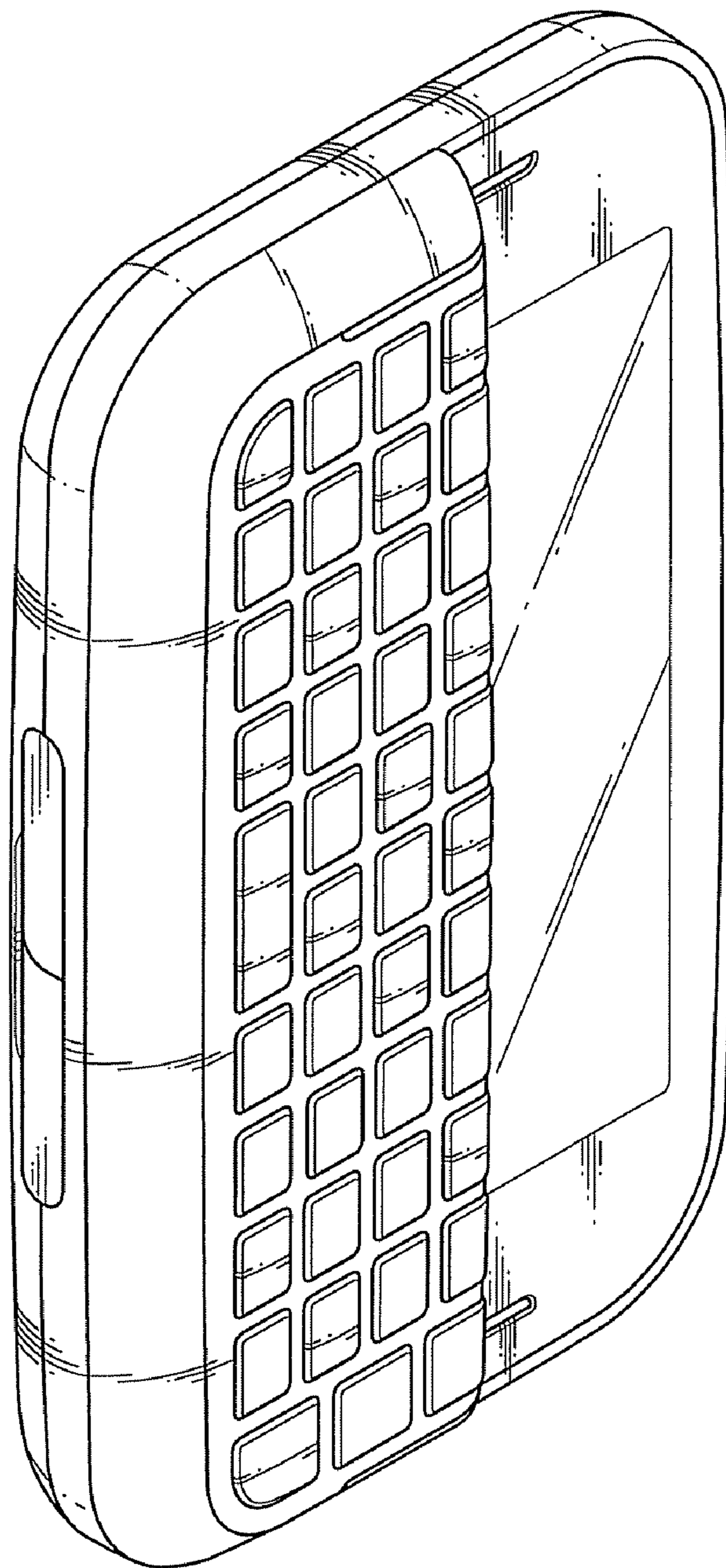


FIG. 2

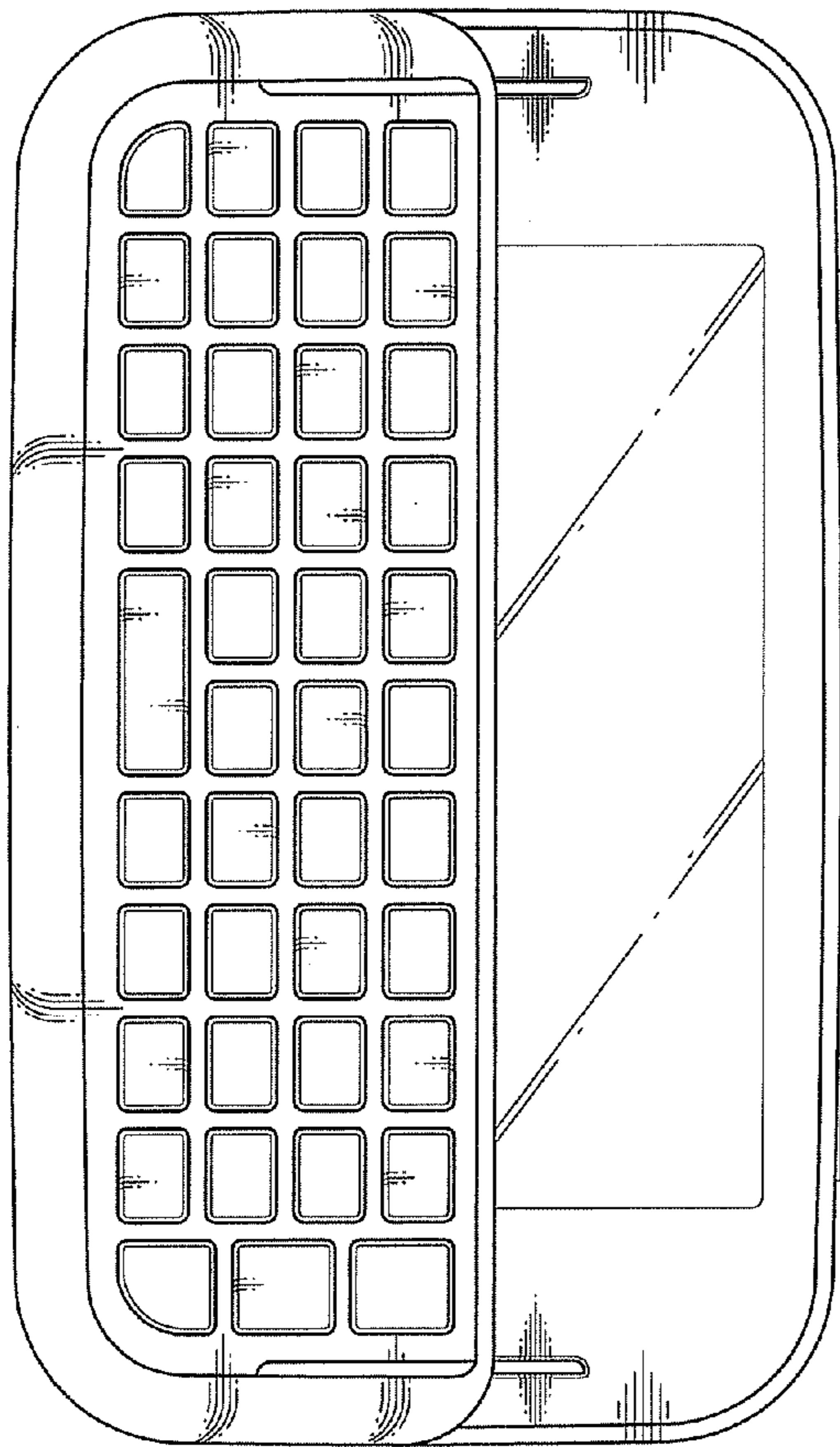


FIG. 3




FIG. 4

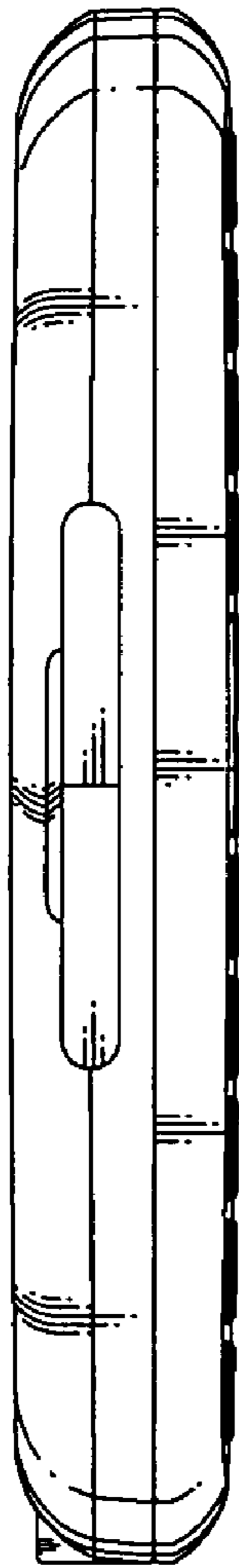


FIG. 5

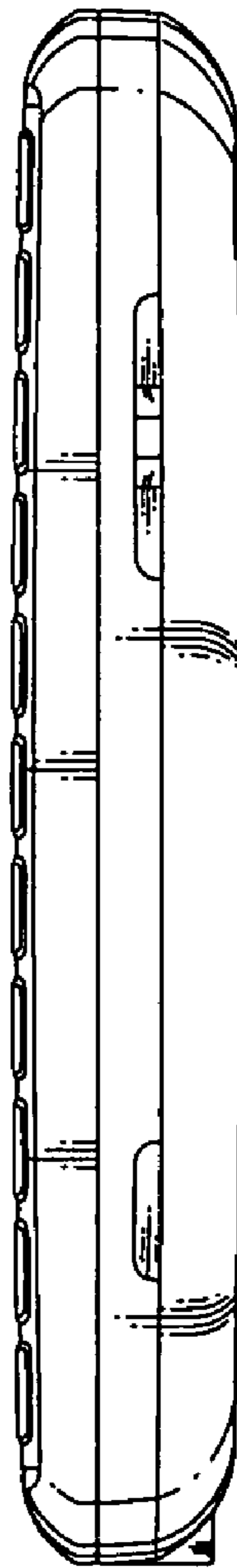


FIG. 6




FIG. 7

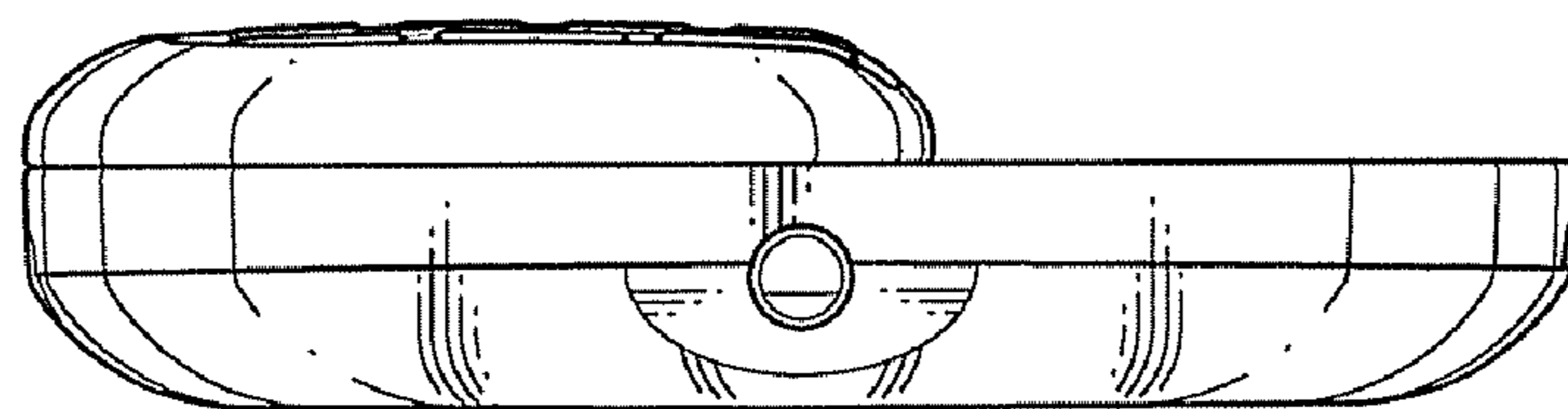


FIG. 8

