



US00D620875S

(12) **United States Design Patent**
Chang et al.

(10) **Patent No.:** **US D620,875 S**
(45) **Date of Patent:** **** Aug. 3, 2010**

- (54) **AERIAL REFUELING RECEPTACLE WITH RAISED FAIRING MARKING**
- (75) Inventors: **Kevin Julian Chang**, Cerritos, CA (US);
Peter A. Derenski, St. Louis, MO (US)
- (73) Assignee: **The Boeing Company**, Chicago, IL (US)
- (**) Term: **14 Years**
- (21) Appl. No.: **29/317,330**
- (22) Filed: **Apr. 28, 2008**
- (51) **LOC (9) Cl.** **12-07**
- (52) **U.S. Cl.** **D12/345**
- (58) **Field of Classification Search** D12/181,
D12/319, 345, 114, 126, 190, 218, 400; 244/129.1,
244/130; 440/66; D11/95, 114
See application file for complete search history.

(56) **References Cited**

U.S. PATENT DOCUMENTS

D172,969	S	*	9/1954	Johnson et al.	D12/341
D177,029	S	*	3/1956	Frost et al.	D12/340
3,968,946	A	*	7/1976	Cole	244/214
D274,142	S	*	6/1984	McNab et al.	D12/345
D295,970	S	*	5/1988	McNab et al.	D12/345
5,031,836	A	*	7/1991	Ward	239/265.19
5,479,324	A	*	12/1995	Barry	362/473
D370,456	S	*	6/1996	Buchsel et al.	D12/340
D375,925	S	*	11/1996	Griffin	D12/181
6,425,507	B1	*	7/2002	Allen	224/316
D466,858	S	*	12/2002	Carroll et al.	D12/337
6,644,594	B1		11/2003	Hunn et al.		
D497,586	S	*	10/2004	Ferguson	D12/345
D541,207	S	*	4/2007	Seidel	D12/343
D582,832	S	*	12/2008	Dornier	D12/337
D612,317	S	*	3/2010	Stinemetze et al.	D12/319

OTHER PUBLICATIONS

Jp cycle catalog, Jan. 12, 2006, the gas tank of the vehicle shown on the front cover.*

“ATP-56(B),” Part 5-Annex Z—National Annex—United States of America, Feb. 2007, Annex Z, published by ARSAG International, Cincinnati, OH—www.arsaginc.com.

“ATP-56(B),” Part 5-Annex Z—National Annex—United States of America, Feb. 2007, Annex ZA (“KC-135 Stratotanker”), published by ARSAG International, Cincinnati, OH—www.arsaginc.com.

“ATP-56(B),” Part 5-Annex Z—National Annex—United States of America, Feb. 2007, Annex ZB (“KC-10 Extender”), published by ARSAG International, Cincinnati, OH—www.arsaginc.com.

(Continued)

Primary Examiner—Cathron C. Brooks

Assistant Examiner—Maurice Stevens

(74) *Attorney, Agent, or Firm*—Ostranger Chong Flaherty & Broitman P.C.

(57) **CLAIM**

The ornamental design for the aerial refueling receptacle with raised fairing marking, as shown and described.

DESCRIPTION

FIG. 1 is a top, front and left side perspective view of an aerial refueling receptacle with raised fairing marking in accordance with the present invention;

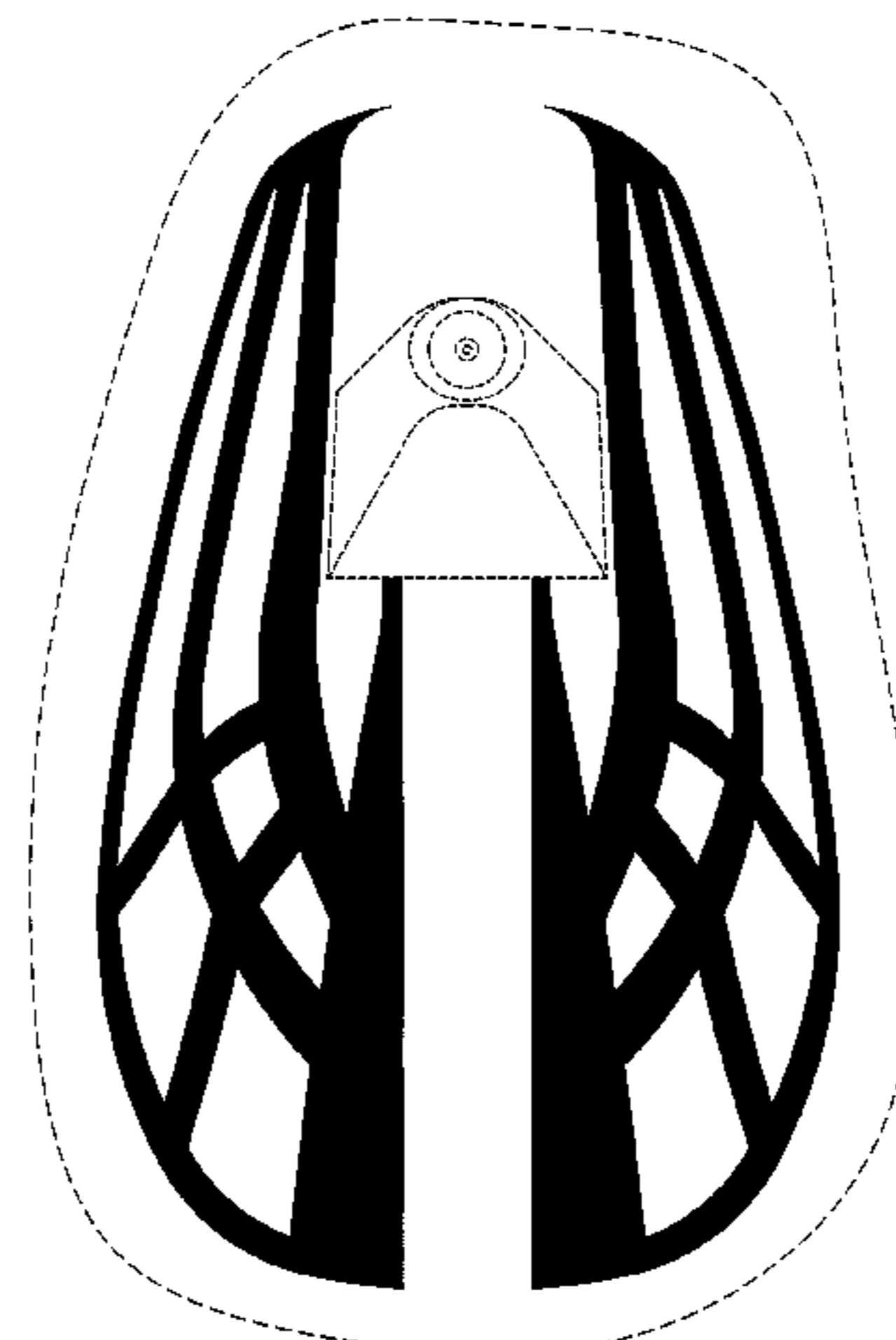
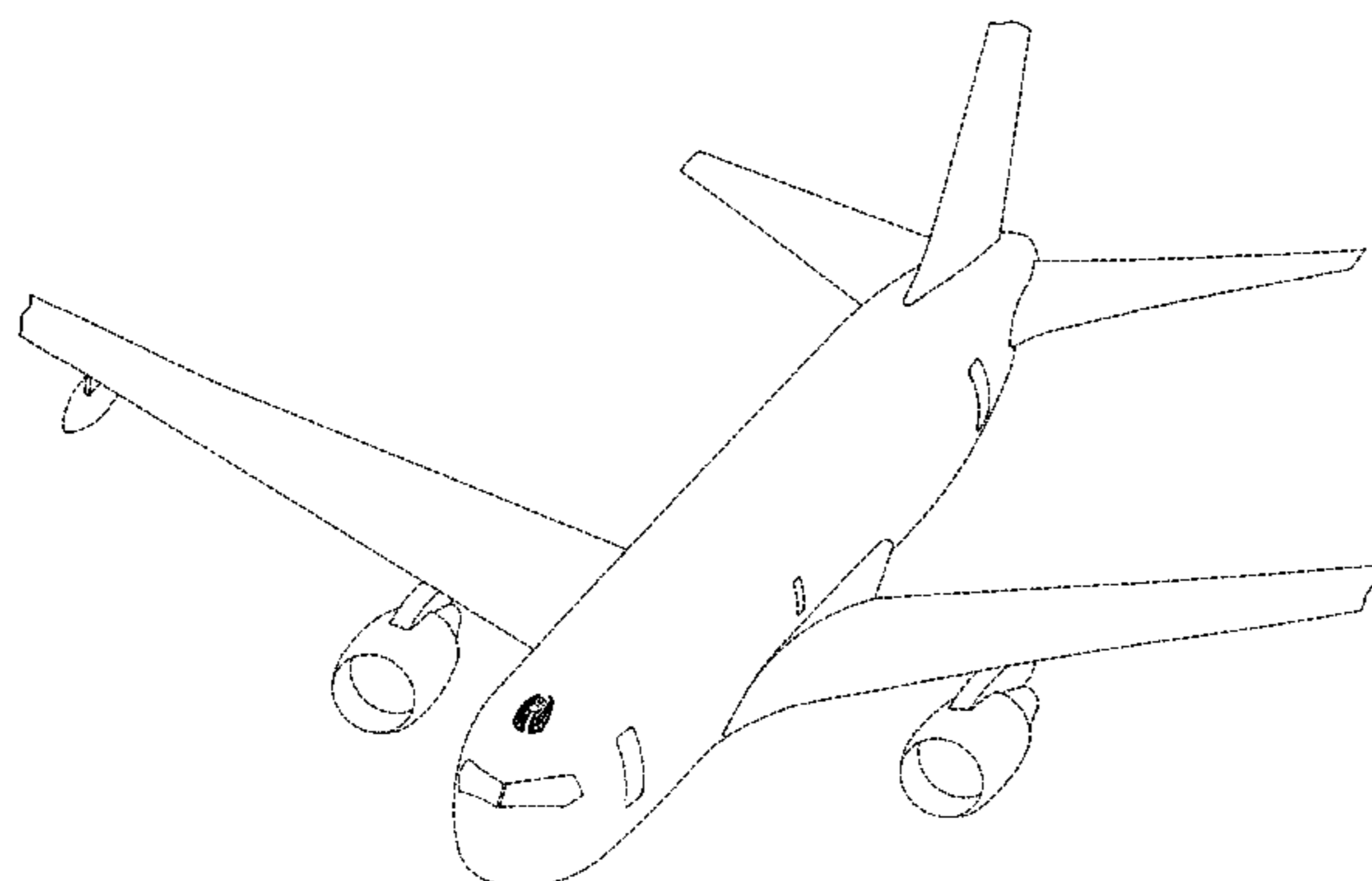
FIG. 2 is a top perspective view thereof;

FIG. 3 is a front perspective view thereof; and,

FIG. 4 is a left side perspective view thereof; the right side perspective view being a mirror image thereof.

The broken line showing of an airplane in FIG. 1 is for the purpose of illustrating environmental structure only and forms no part of the claimed design. The broken line showing of an aerial refueling receptacle and a raised fairing in FIGS. 2-4 is for the purpose of illustrating environmental structure only and forms no part of the claimed design.

1 Claim, 3 Drawing Sheets



OTHER PUBLICATIONS

“ATP-56(B),” Part 5-Annex Z—National Annex—United States of America, Feb. 2007, Annex ZE (“Receiver Data—Jet Tankers

(Boom/BDA/Drogue)”), published by ARSAG International, Cincinnati, OH—www.arsaginc.com.

* cited by examiner

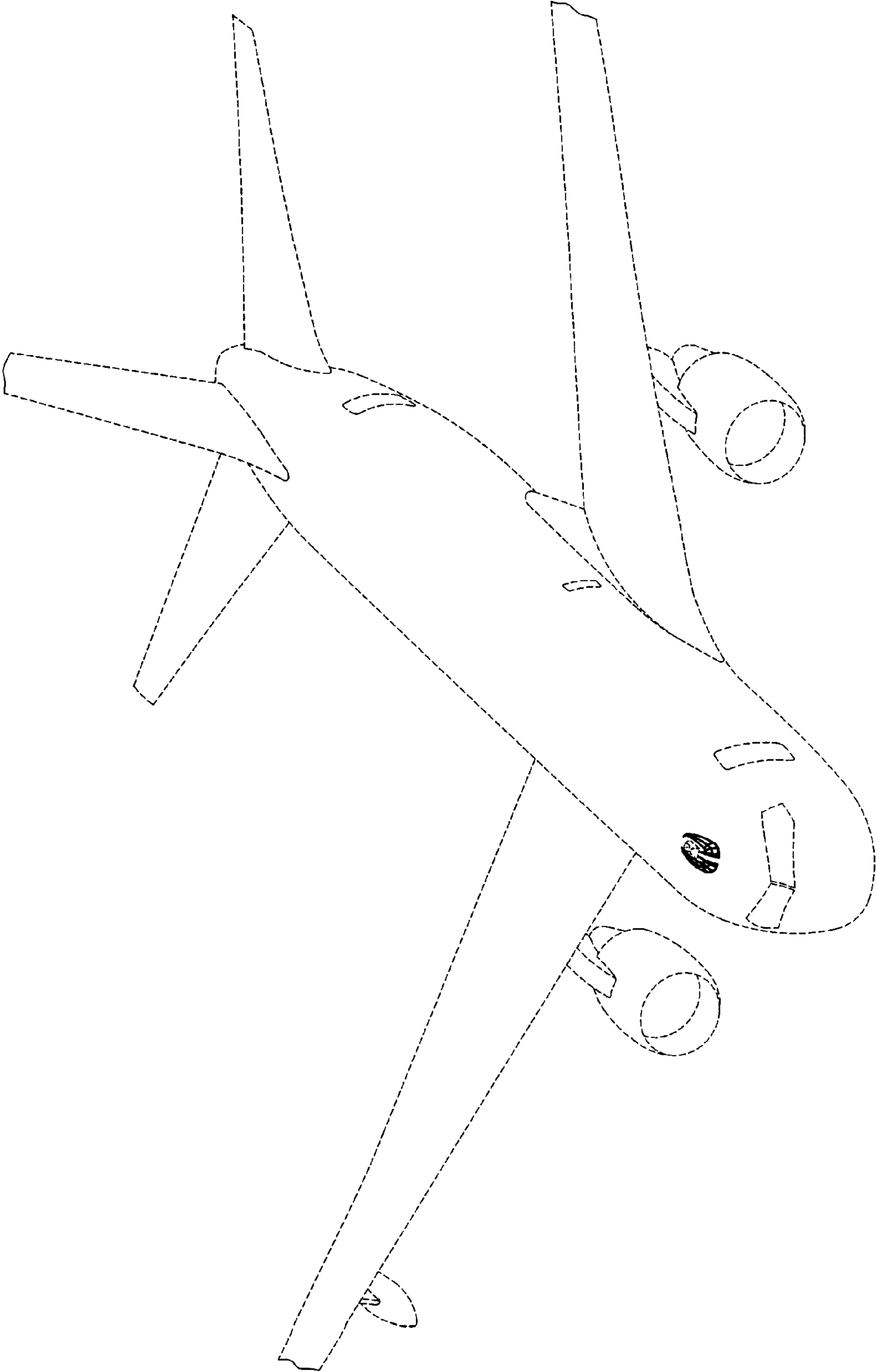


FIG. 1

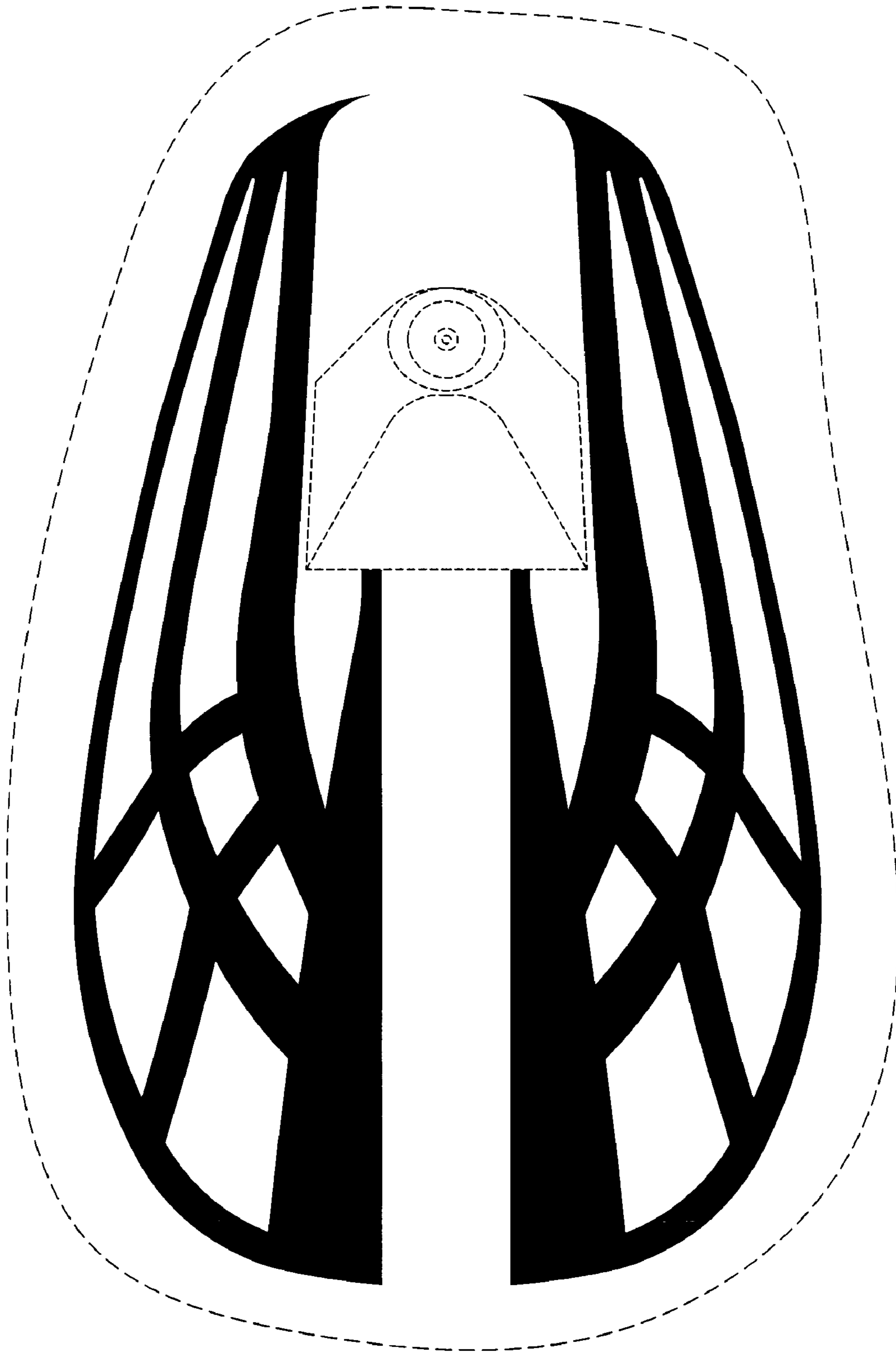


FIG. 2




FIG. 3

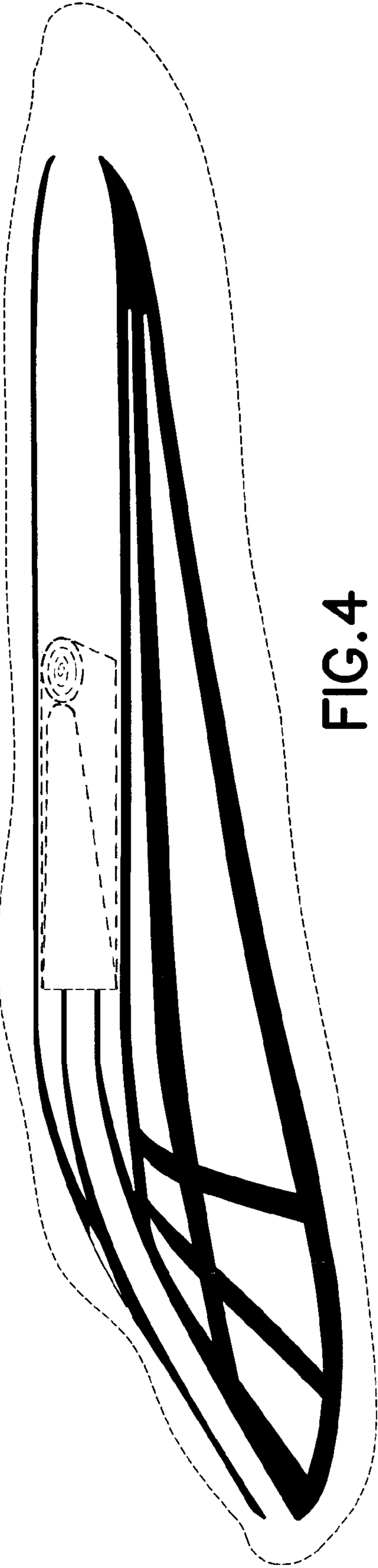


FIG. 4