



US00D620865S

(12) **United States Design Patent**
Park

(10) **Patent No.:** **US D620,865 S**

(45) **Date of Patent:** **** Aug. 3, 2010**

(54) **WHEEL FOR MOTOR VEHICLE**

(75) Inventor: **Changil Park**, Chigasaki (JP)

(73) Assignee: **Autech Japan, Inc.**, Kanagawa (JP)

(**) Term: **14 Years**

(21) Appl. No.: **29/350,666**

(22) Filed: **Nov. 20, 2009**

(51) **LOC (9) Cl.** **12-16**

(52) **U.S. Cl.** **D12/209**

(58) **Field of Classification Search** D12/204-213;
301/37.101, 64.101, 65, 64.201

See application file for complete search history.

(56) **References Cited**

U.S. PATENT DOCUMENTS

361,914	A	*	4/1887	Wing	301/65
D419,942	S	*	2/2000	Lampkin	D12/209
D444,759	S	*	7/2001	Hartl	D12/211
D451,461	S	*	12/2001	Arellano	D12/209
D460,396	S	*	7/2002	Kember et al.	D12/209
D491,124	S	*	6/2004	Rice	D12/209
D491,873	S	*	6/2004	Markefka	D12/211
D512,007	S	*	11/2005	Sze	D12/209
D522,435	S	*	6/2006	Long	D12/209

D532,736	S	*	11/2006	Ettensberger	D12/209
D539,205	S	*	3/2007	Hosoi	D12/211
D554,035	S	*	10/2007	Groom	D12/209
D560,585	S	*	1/2008	Blasi et al.	D12/209
D572,651	S	*	7/2008	Schweizer	D12/211
D593,018	S	*	5/2009	Juergens et al.	D12/209

* cited by examiner

Primary Examiner—Stacia Cadmus

(74) *Attorney, Agent, or Firm*—Wenderoth, Lind & Ponack, L.L.P.

(57) **CLAIM**

An ornamental design for a wheel of a motor vehicle, as shown.

DESCRIPTION

FIG. 1 is a front view of the wheel of the motor vehicle showing my new design;

FIG. 2 is a plain view thereof;

FIG. 3 is a bottom view thereof;

FIG. 4 is a right side view thereof;

FIG. 5 is a left side view thereof; and,

FIG. 6 is a perspective view thereof.

1 Claim, 6 Drawing Sheets





FIG. 1

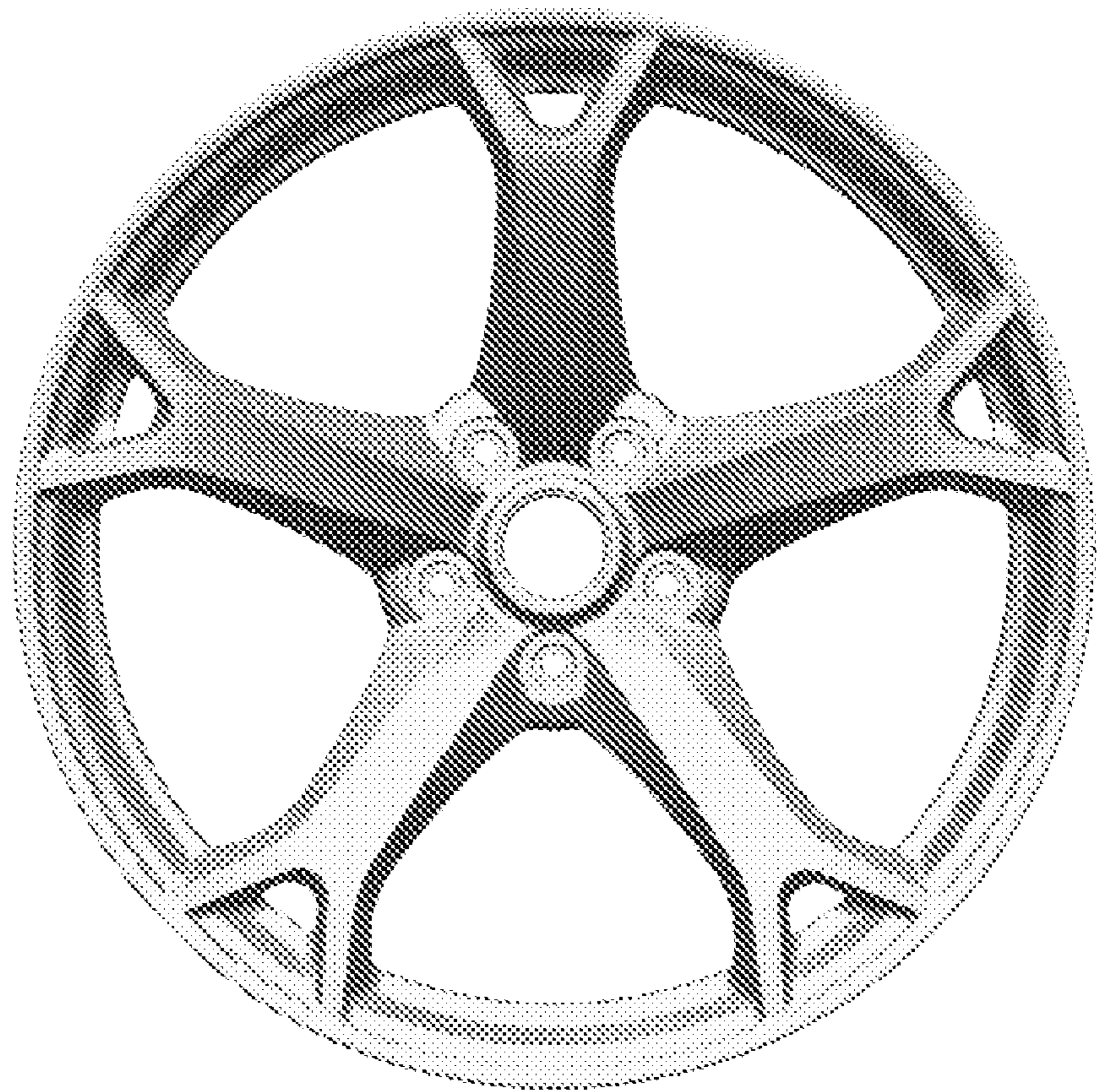


FIG. 2




FIG. 3




FIG. 4




FIG. 5




FIG. 6

