



US00D620860S

(12) **United States Design Patent**  
**Froehlich**

(10) **Patent No.:** **US D620,860 S**  
(45) **Date of Patent:** **\*\* Aug. 3, 2010**

(54) **TRUNK LID FOR A VEHICLE**

**FOREIGN PATENT DOCUMENTS**

(75) Inventor: **Jacek Froehlich**, Munich (DE)

WO DM/065775 11/2004

\* cited by examiner

(73) Assignee: **Bayerische Motoren Werke Aktiengesellschaft**, Munich (DE)

*Primary Examiner*—Melody N Brown

(74) *Attorney, Agent, or Firm*—Crowell & Moring LLP

(\*\*) Term: **14 Years**

(57) **CLAIM**

(21) Appl. No.: **29/347,394**

The ornamental design for a trunk lid for a vehicle, as shown and described.

(22) Filed: **Dec. 22, 2009**

**DESCRIPTION**

(30) **Foreign Application Priority Data**

Jul. 1, 2009 (DE) ..... 402009003243

This application contains subject matter related to the following pending U.S. design patent applications filed herewith:

(51) **LOC (9) Cl.** ..... **12-16**

U.S. application Ser. No. 29/347,397;

(52) **U.S. Cl.** ..... **D12/196**

U.S. application Ser. No. 29/347,403; and

(58) **Field of Classification Search** ..... D12/196,  
D12/90-92, 86; 296/181.1, 181.5

U.S. application Ser. No. 29/347,402.

See application file for complete search history.

FIG. 1 is a left, front perspective view of a trunk lid for a vehicle according to my design;

FIG. 2 is a right, front perspective view thereof;

FIG. 3 is a top view thereof;

FIG. 4 is a front view thereof; and,

FIG. 5 is a left side view thereof, the right side view being mirror symmetrical.

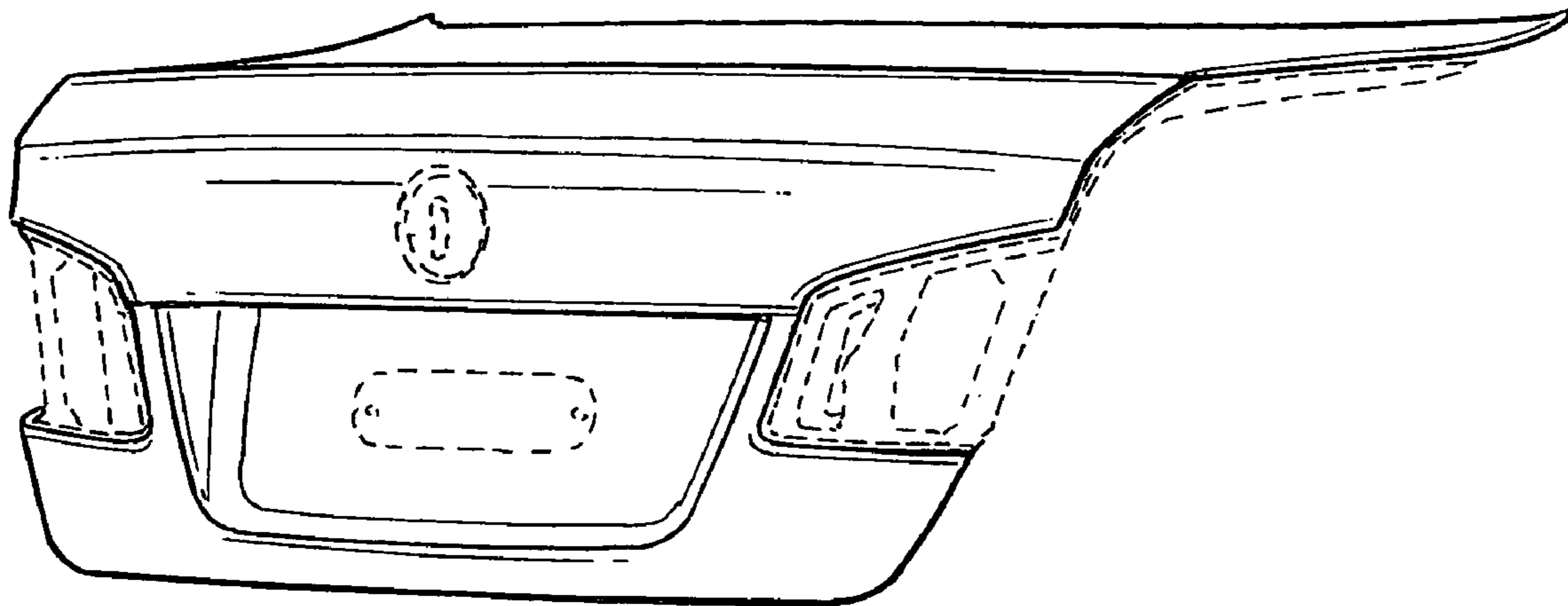
The broken lines are for illustrative purposes only and form no part of the claimed design.

(56) **References Cited**

**U.S. PATENT DOCUMENTS**

D514,491 S	2/2006	Nagashima	
D571,701 S *	6/2008	Sato et al. ....	D12/196
D581,336 S *	11/2008	Gabath et al. ....	D12/196
D585,004 S *	1/2009	Leclercq .....	D12/196
D592,577 S *	5/2009	Lamm .....	D12/196
D596,546 S *	7/2009	Habib .....	D12/196

**1 Claim, 2 Drawing Sheets**



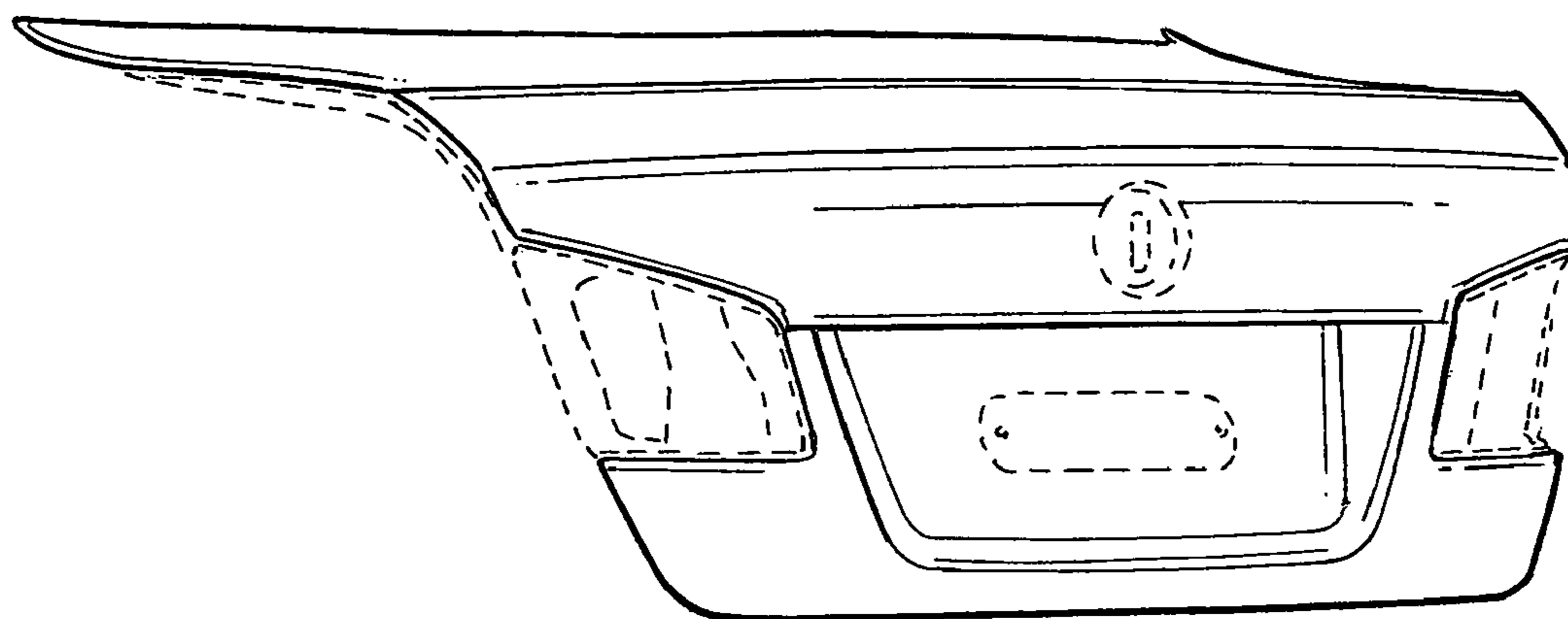


FIG. 1

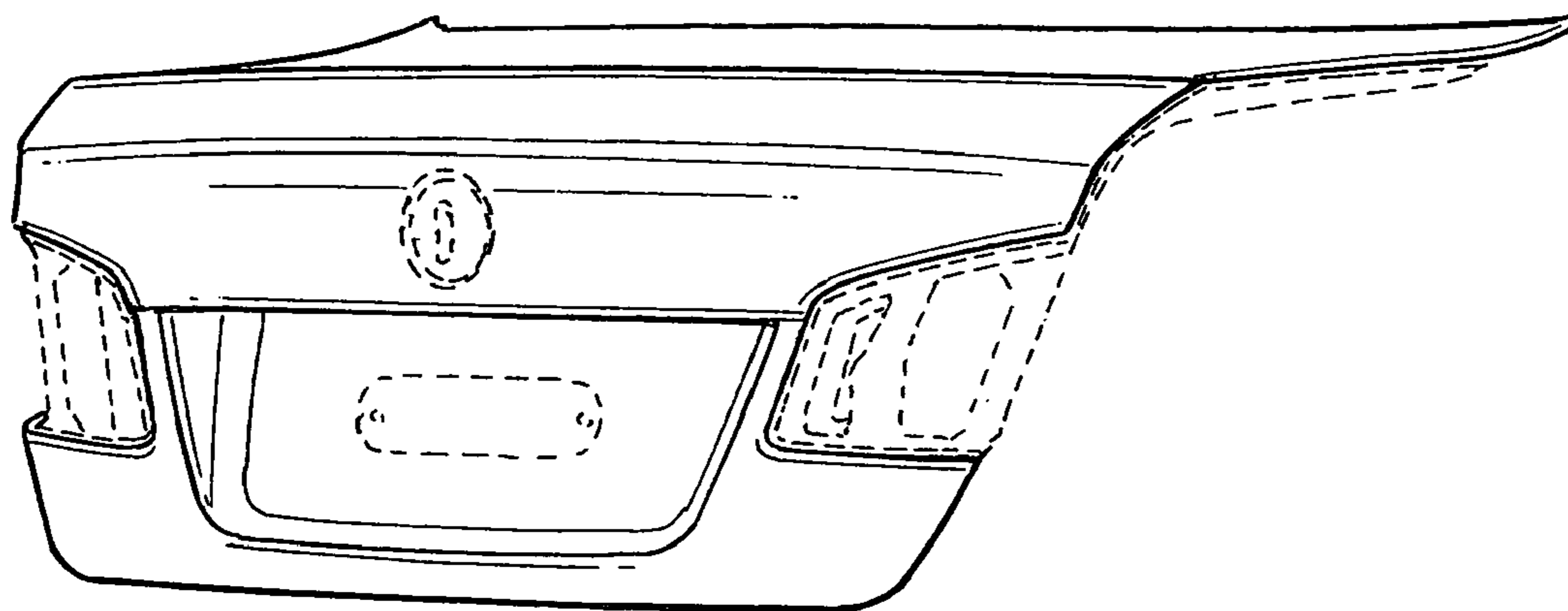


FIG. 2




FIG. 3

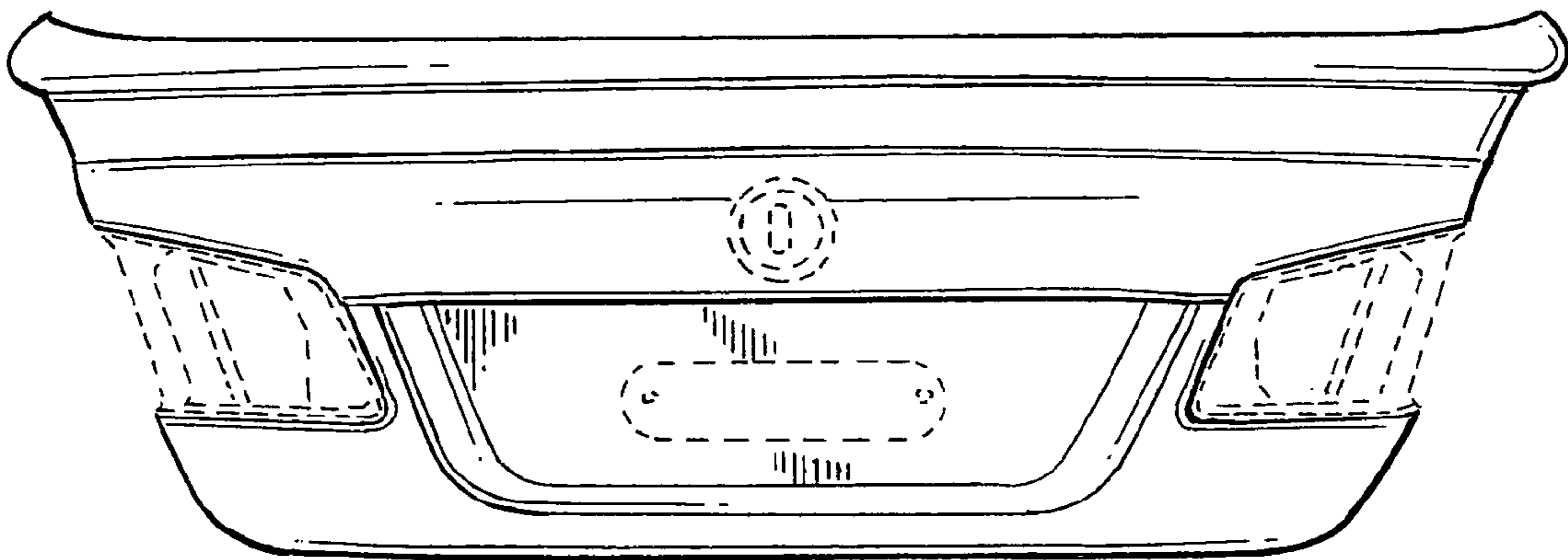


FIG. 4

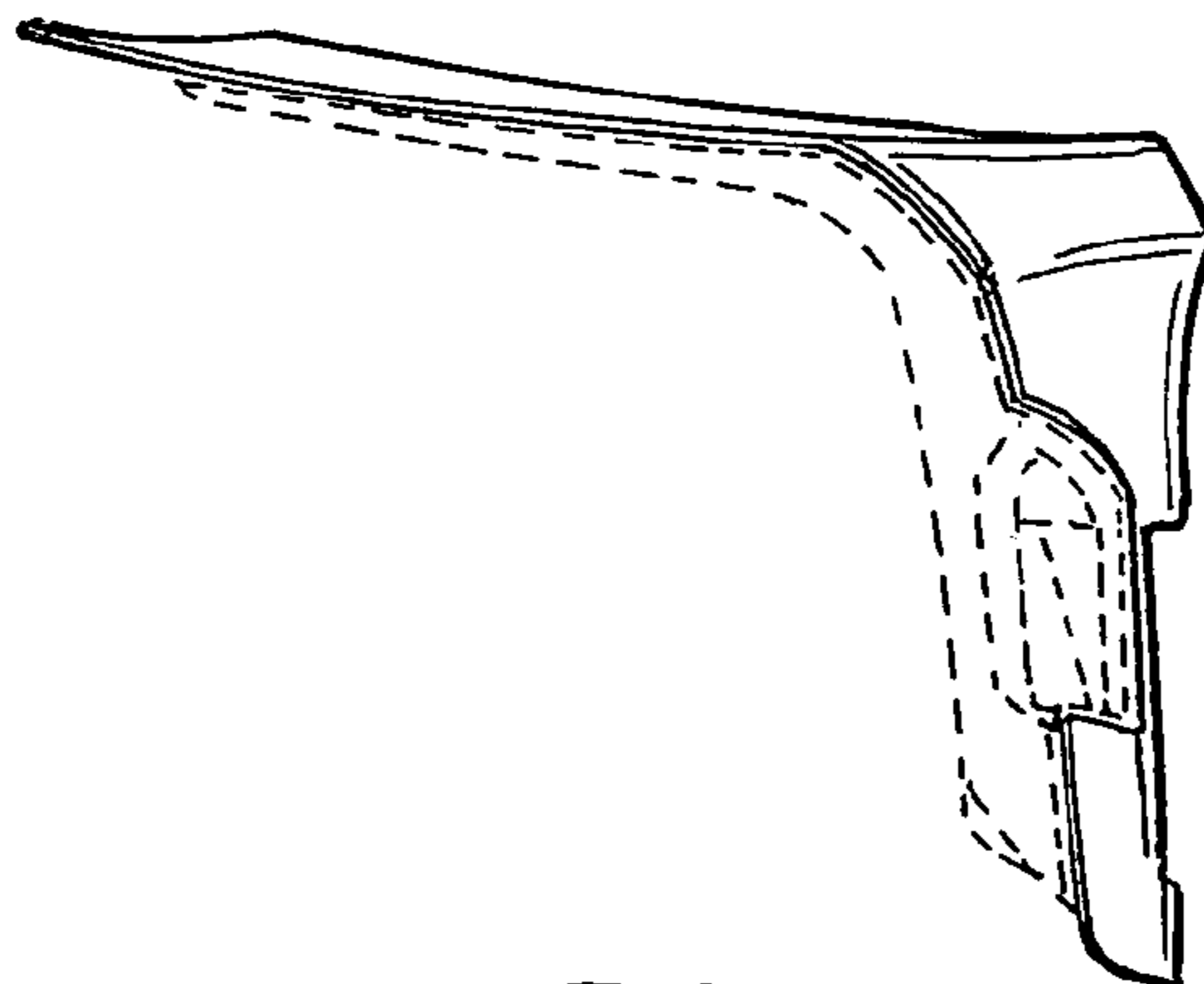


FIG. 5