



US00D620851S

(12) **United States Design Patent**  
**Froehlich**

(10) **Patent No.:** **US D620,851 S**  
(45) **Date of Patent:** **\*\* Aug. 3, 2010**

(54) **REAR BUMPER FOR A VEHICLE**

(75) Inventor: **Jacek Froehlich**, Munich (DE)

(73) Assignee: **Bayerische Motoren Werke Aktiengesellschaft**, Munich (DE)

(\*\*) Term: **14 Years**

(21) Appl. No.: **29/347,408**

(22) Filed: **Dec. 22, 2009**

(30) **Foreign Application Priority Data**

Jul. 1, 2009 (DE) ..... 402009003243

(51) **LOC (9) Cl.** ..... **12-16**

(52) **U.S. Cl.** ..... **D12/169**

(58) **Field of Classification Search** ..... D12/169,  
D12/196, 171, 163, 216, 90-92, 86; 293/102,  
293/113, 115, 117, 120; 296/180.1, 180.2  
See application file for complete search history.

(56) **References Cited**

**U.S. PATENT DOCUMENTS**

D511,725 S	11/2005	Nagashima	
D563,844 S	* 3/2008	Kodama et al.	..... D12/169
D564,424 S	* 3/2008	Nakajima	..... D12/169
D576,925 S	* 9/2008	Gabath et al.	..... D12/169
D576,927 S	* 9/2008	Hettler	..... D12/169
D578,447 S	* 10/2008	Sawai	..... D12/169
D585,002 S	* 1/2009	Tamura	..... D12/169
D588,510 S	* 3/2009	Woolley et al.	..... D12/169

**FOREIGN PATENT DOCUMENTS**

WO DM/065775 11/2004  
WO DM/065936 11/2004

\* cited by examiner

*Primary Examiner*—Melody N Brown

(74) *Attorney, Agent, or Firm*—Crowell & Moring LLP

(57) **CLAIM**

The ornamental design for a rear bumper for a vehicle, as shown and described.

**DESCRIPTION**

This application contains subject matter related to the following pending U.S. design patent applications filed herewith:

U.S. application Ser. No. 29/347,397;

U.S. application Ser. No. 29/347,403; and

U.S. application Ser. No. 29/347,401.

FIG. 1 is a left perspective view of a rear bumper for a vehicle according to my design;

FIG. 2 is a right perspective view thereof;

FIG. 3 is a front view thereof;

FIG. 4 is a top view thereof;

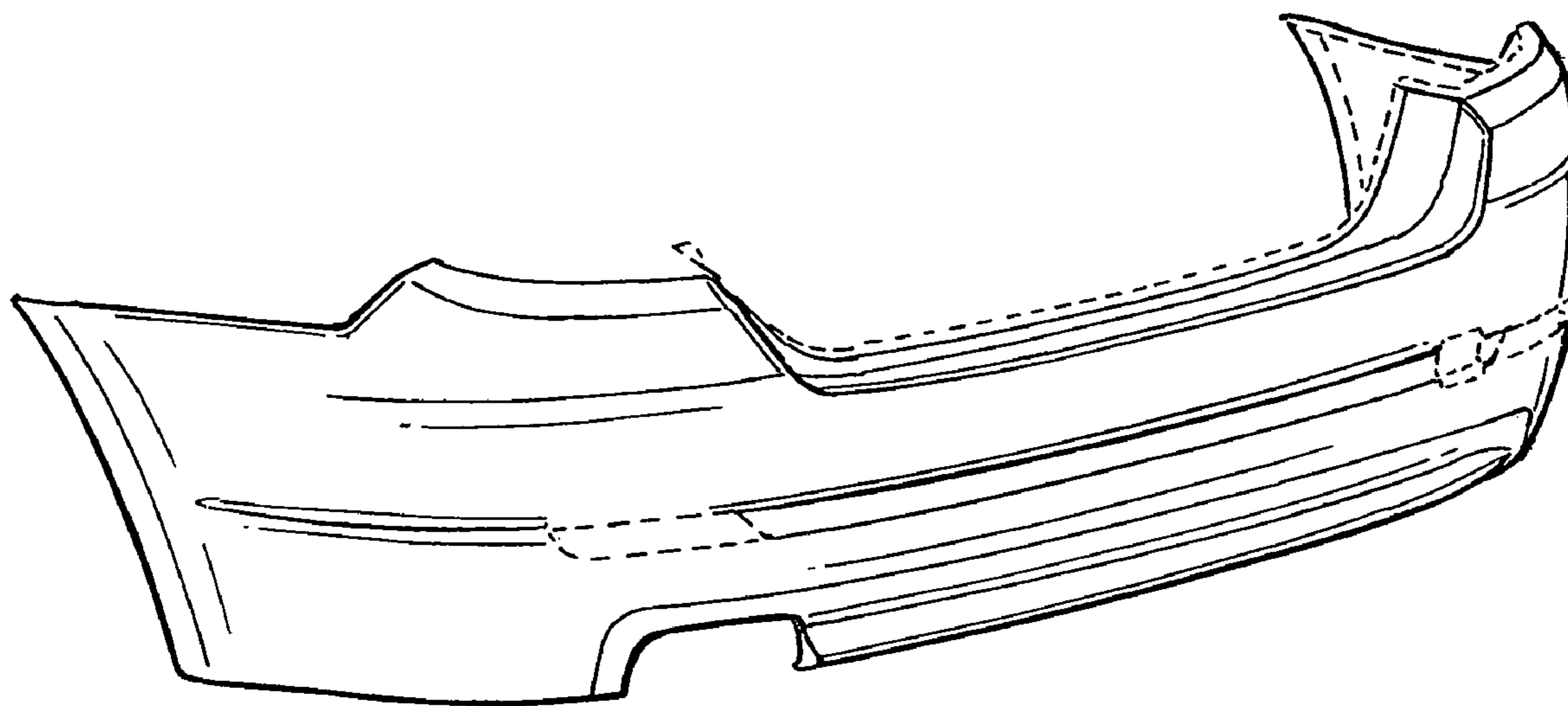
FIG. 5 is a bottom view thereof;

FIG. 6 is a right side view thereof; and,

FIG. 7 is a left side view thereof.

The broken lines are for illustrative purposes only and form no part of the claimed design.

**1 Claim, 2 Drawing Sheets**



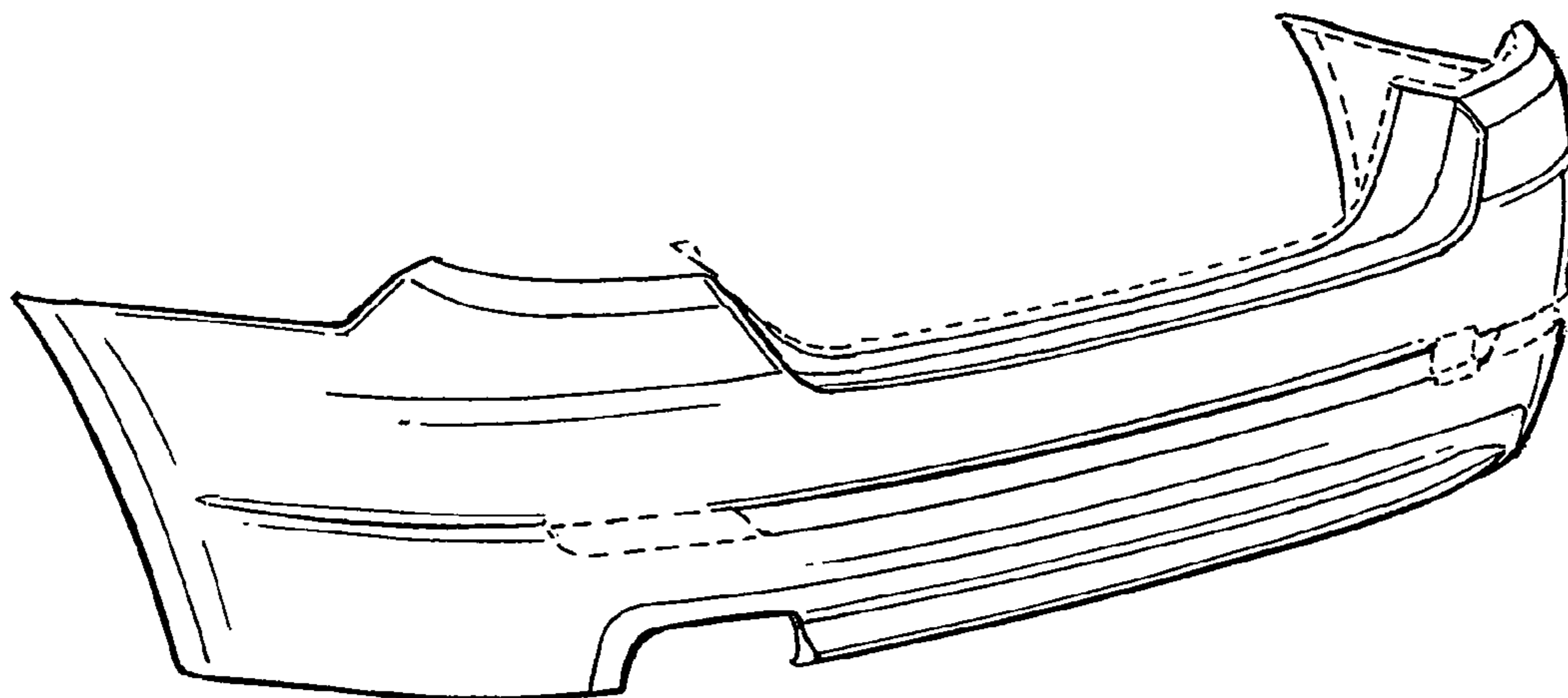


FIG. 1

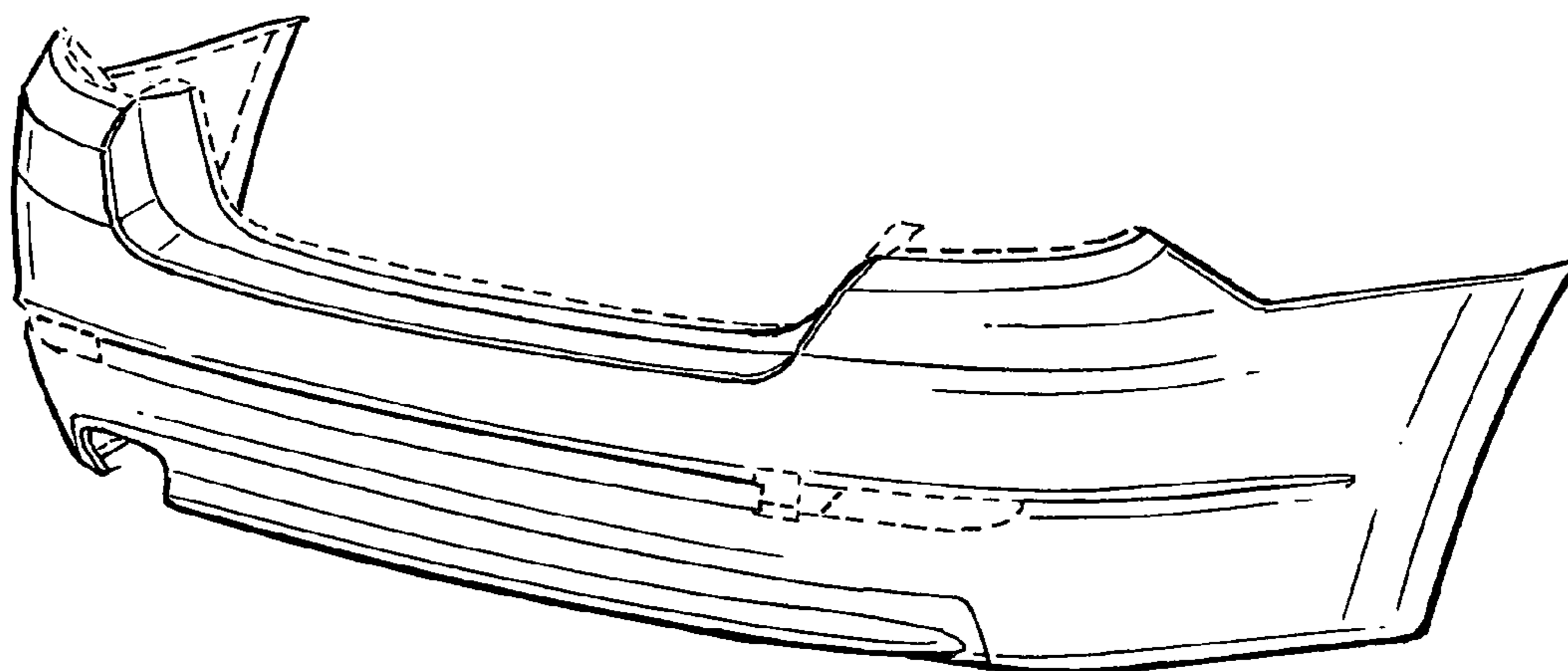


FIG. 2




FIG. 3

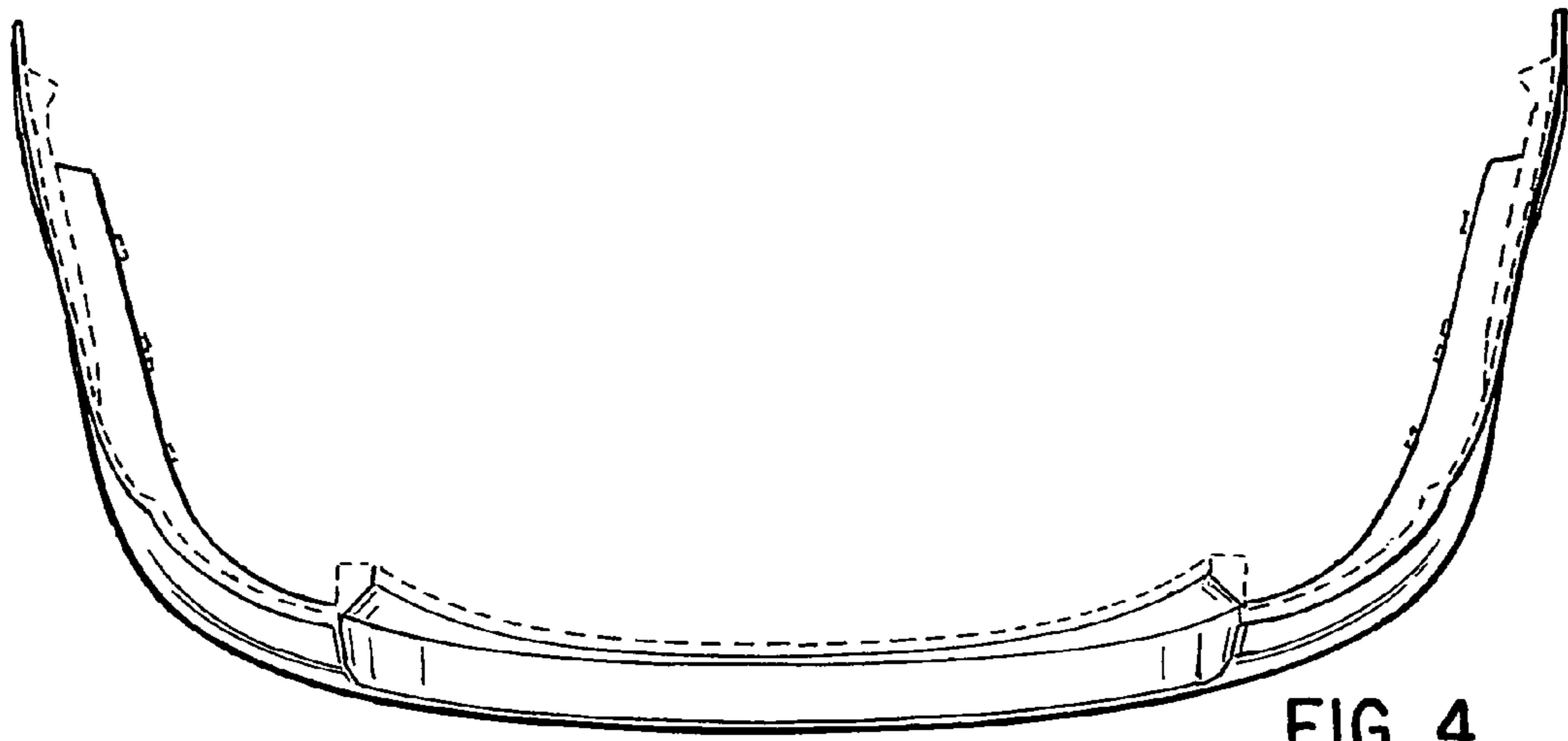


FIG. 4

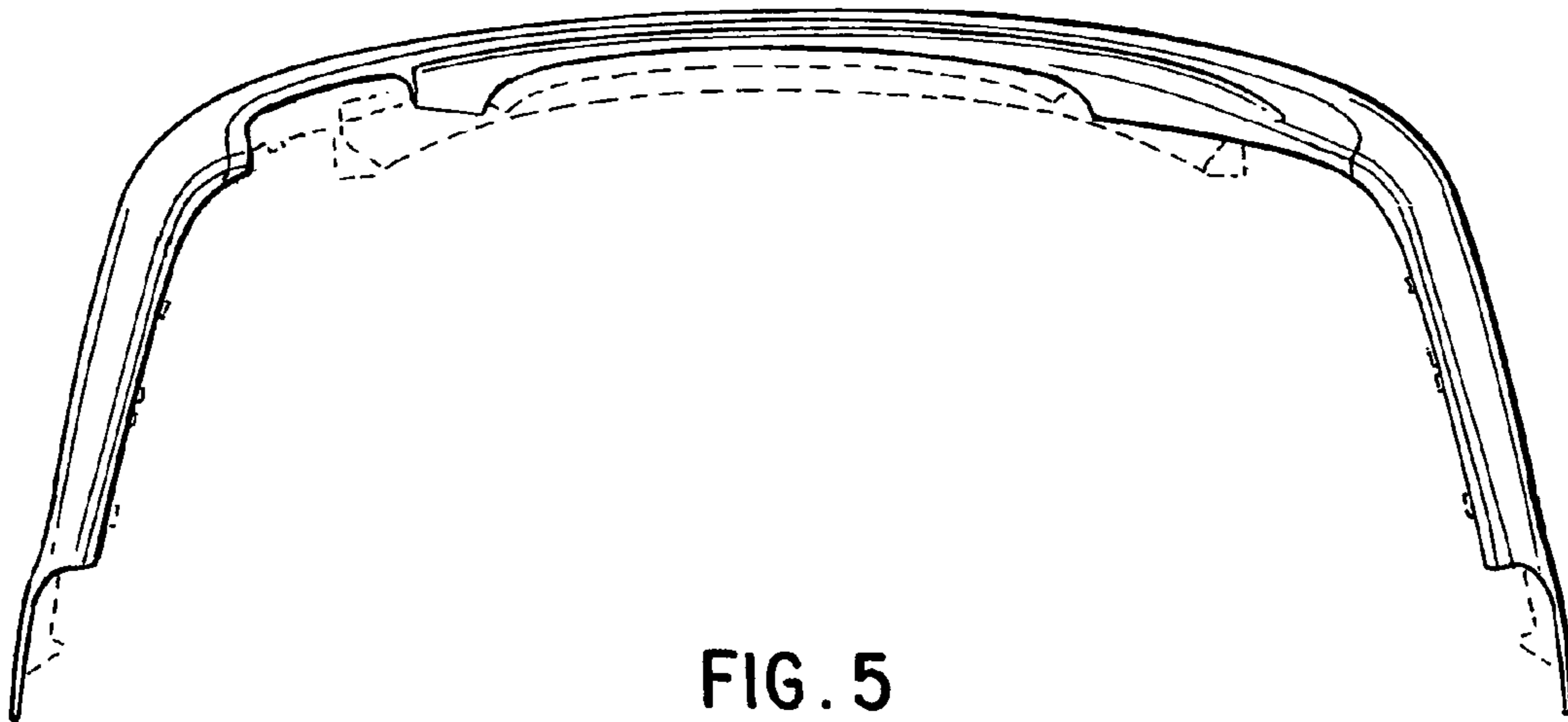


FIG. 5




FIG. 6

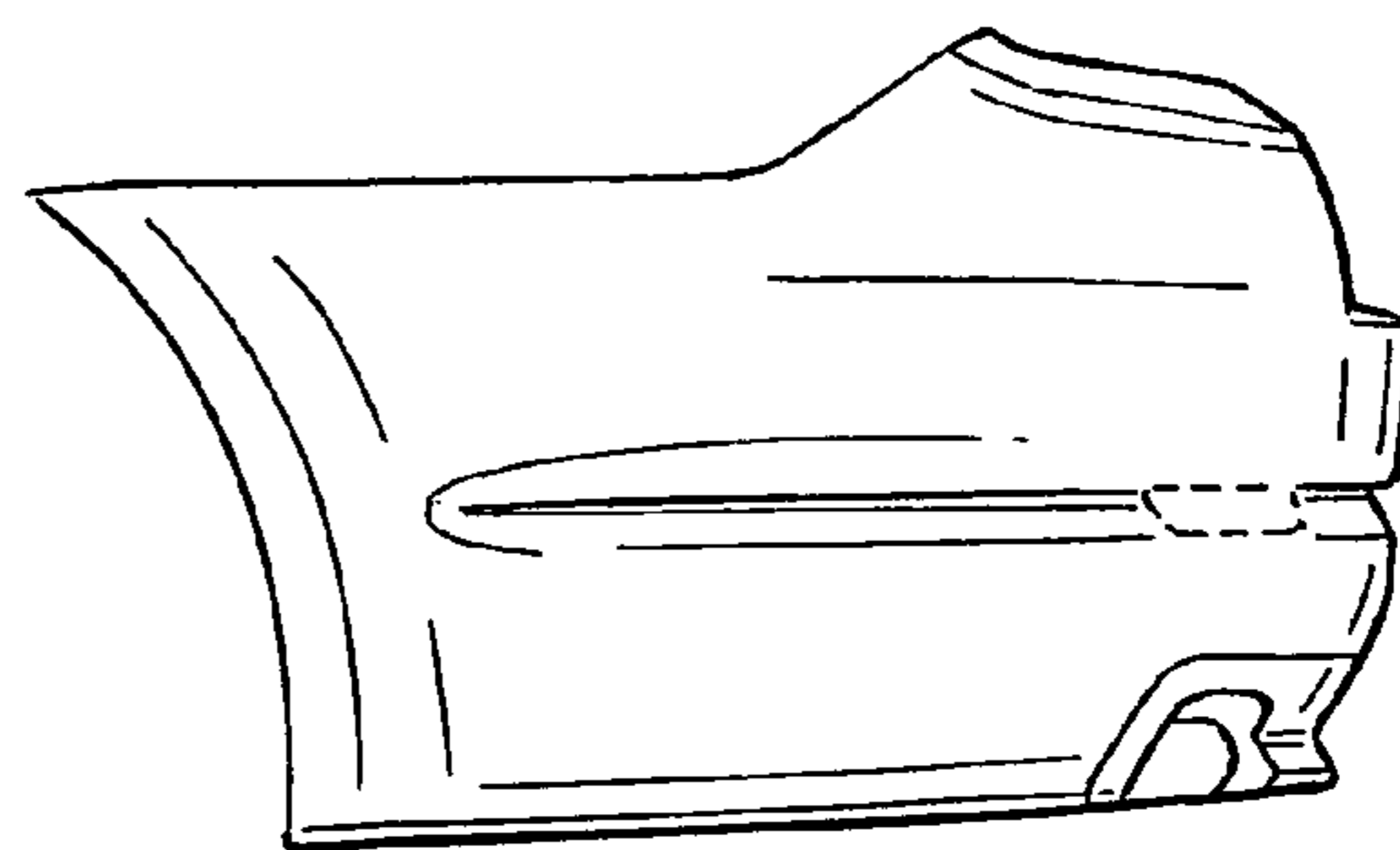


FIG. 7