



US00D620845S

(12) **United States Design Patent**  
**Scholtz et al.**

(10) **Patent No.:** **US D620,845 S**

(45) **Date of Patent:** **\*\* Aug. 3, 2010**

(54) **METER HITCH**

(75) Inventors: **Rolf Scholtz**, Minneapolis, MN (US);  
**Joel Greenblatt**, Minneapolis, MN (US)

(73) Assignee: **Derovations Corporation**, Minneapolis,  
MN (US)

(\*\*) Term: **14 Years**

(21) Appl. No.: **29/351,902**

(22) Filed: **Dec. 14, 2009**

(51) **LOC (9) Cl.** ..... **12-11**

(52) **U.S. Cl.** ..... **D12/115**

(58) **Field of Classification Search** ..... D12/115,  
D12/120; 211/5, 17-22, 181.1, 182; 70/233-235;  
248/176.1, 551-553, 127, 309.1; 280/293;  
D6/449, 462

See application file for complete search history.

(56) **References Cited**

**U.S. PATENT DOCUMENTS**

- 3,910,080 A \* 10/1975 Dorsey, Jr. .... 70/234
- 3,934,436 A \* 1/1976 Candlin et al. .... 70/234
- D263,039 S \* 2/1982 Richard, Jr. .... D12/115
- 4,776,188 A \* 10/1988 Dalaba et al. .... 70/49
- 4,807,453 A \* 2/1989 Bernier et al. .... 70/233

- D302,805 S \* 8/1989 Hoyt ..... D12/115
- 6,539,759 B2 \* 4/2003 Pershall ..... 70/234
- 7,093,724 B1 \* 8/2006 Kessler ..... 211/17
- D605,093 S \* 12/2009 Lohr et al. .... D12/115

**OTHER PUBLICATIONS**

Parking Meter bike rack2, dated Apr. 17, 2006. [Retrieved on May 18, 2010]. Retrieved from the Internet <URL: <http://www.ebbc2.ebbc.org/gallery/v/Robert+Rayburn/Parking+Meter+bike+rack2.jpg.html>>.\*

\* cited by examiner

*Primary Examiner*—Susan M. Lee

*Assistant Examiner*—Linda G. Brooks

(74) *Attorney, Agent, or Firm*—Haugen Law Firm PLLP

(57) **CLAIM**

The ornamental design for a meter hitch, as shown and described.

**DESCRIPTION**

FIG. 1 is a perspective view of the design;

FIG. 2 is a front elevational view of the design;

FIG. 3 is a side elevational view of the design;

FIG. 4 is a top plan view of the design; and,

FIG. 5 is a bottom plan view of the design.

**1 Claim, 1 Drawing Sheet**

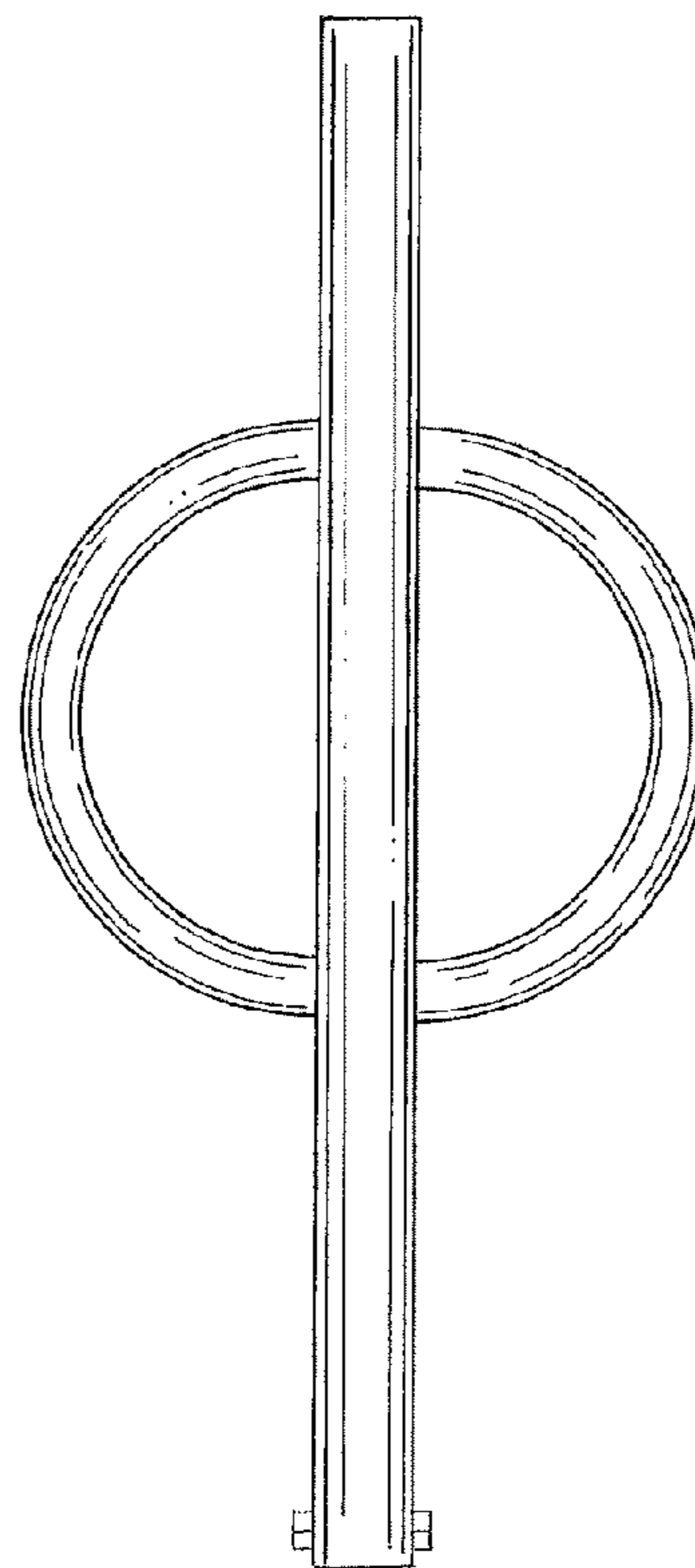
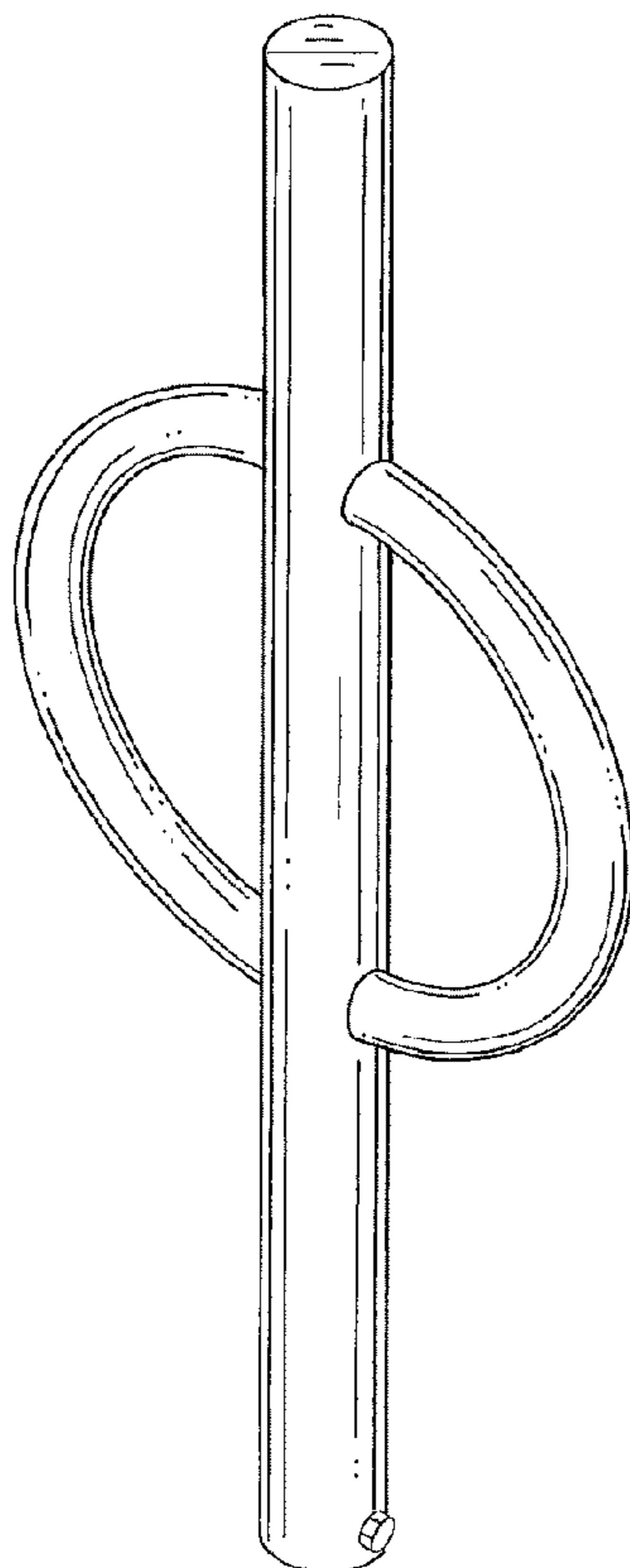


Fig.-1

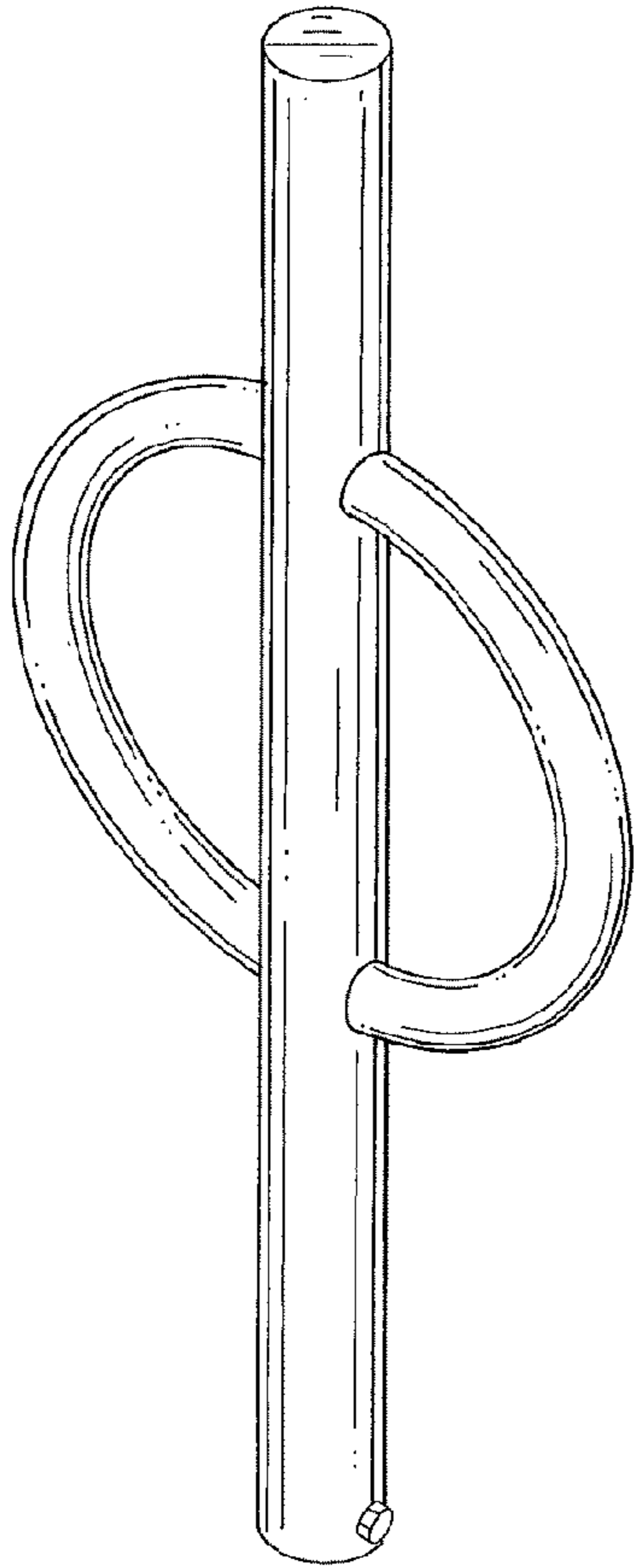


Fig.-2

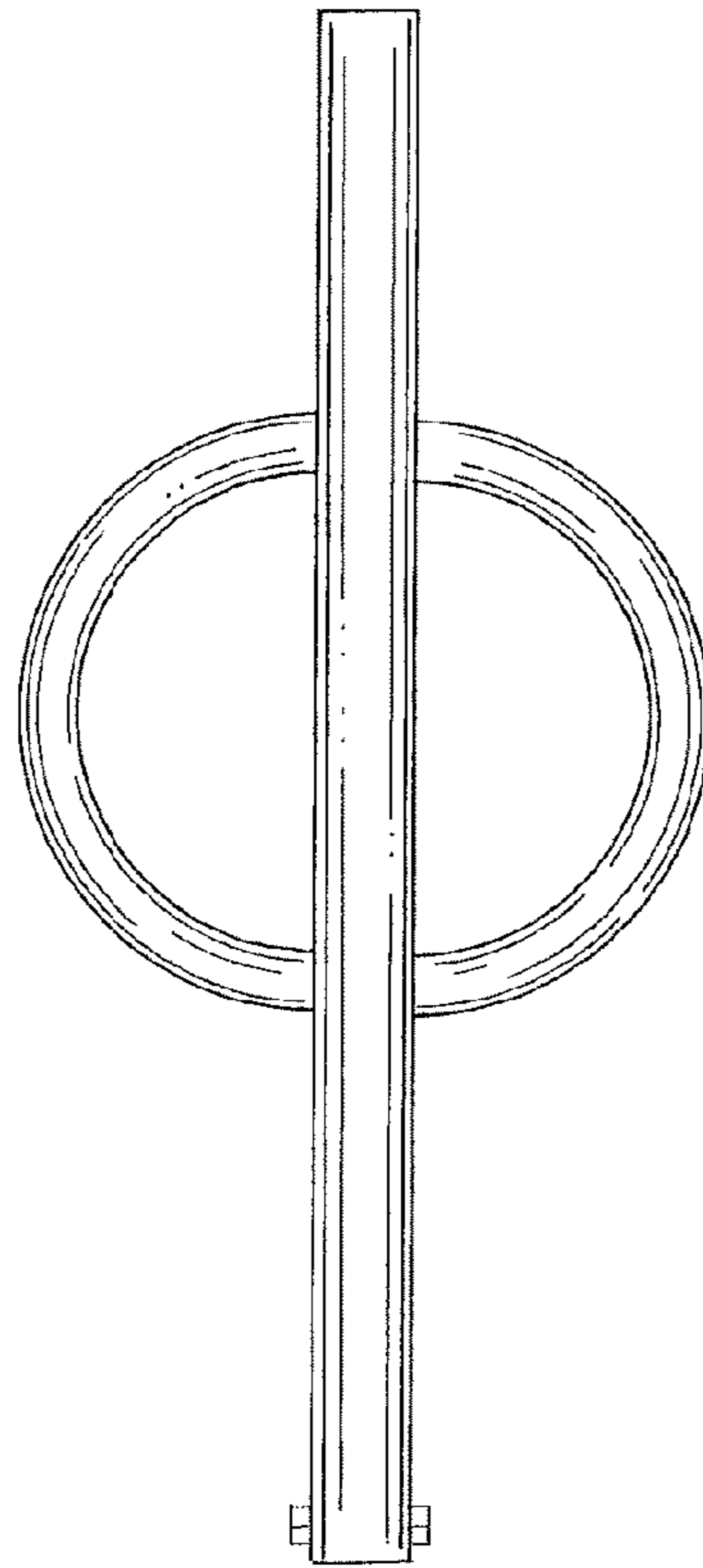


Fig.-3



Fig.-4

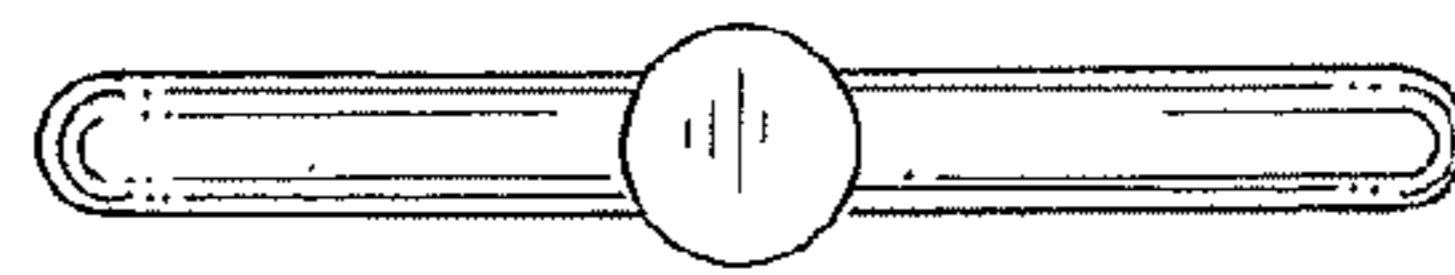


Fig.-5

