



US00D620843S

(12) **United States Design Patent**
Froehlich

(10) **Patent No.:** **US D620,843 S**

(45) **Date of Patent:** **** Aug. 3, 2010**

(54) **VEHICLE, TOY REPLICA AND/OR OTHER REPLICAS**

(74) *Attorney, Agent, or Firm*—Crowell & Moring LLP

(75) Inventor: **Jacek Froehlich**, Munich (DE)

(57) **CLAIM**

(73) Assignee: **Bayerische Motoren Werke Aktiengesellschaft**, Munich (DE)

The ornamental design for a vehicle, toy replica, and/or other replicas, as shown and described.

(**) Term: **14 Years**

DESCRIPTION

(21) Appl. No.: **29/347,397**

This application contains subject matter related to the following pending U.S. design patent applications filed herewith:

(22) Filed: **Dec. 22, 2009**

U.S. Application Ser. No. 29/347,400;

(30) **Foreign Application Priority Data**

U.S. Application Ser. No. 29/347,399;

Jul. 1, 2009 (DE) 402009003243

U.S. Application Ser. No. 29/347,396;

(51) **LOC (9) Cl.** **12-08**

U.S. Application Ser. No. 29/347,394;

(52) **U.S. Cl.** **D12/92**

U.S. Application Ser. No. 29/347,408;

(58) **Field of Classification Search** D12/86,
D12/90–92; D21/424, 433, 434; 296/181.1,
296/181.5

U.S. Application Ser. No. 29/347,407;

See application file for complete search history.

U.S. Application Ser. No. 29/347,406;

(56) **References Cited**

U.S. Application Ser. No. 29/347,405;

U.S. PATENT DOCUMENTS

U.S. Application Ser. No. 29/347,404;

D506,416 S *	6/2005	Boyer	D12/91
D508,434 S *	8/2005	Chapman	D12/91
D520,910 S *	5/2006	Nordmann	D12/91
D571,258 S *	6/2008	Baum	D12/92
D581,318 S *	11/2008	Gabath et al.	D12/92
D582,314 S *	12/2008	Leclercq	D12/92
D593,000 S	5/2009	Habib		
D609,135 S *	2/2010	Kim	D12/91

U.S. Application Ser. No. 29/347,403;

FOREIGN PATENT DOCUMENTS

EM	001023907-0001	12/2008
EM	000934468-0001	10/2009

U.S. Application Ser. No. 29/347,402; and

U.S. Application Ser. No. 29/347,401.

* cited by examiner

FIG. 1 is a left, front perspective view of a vehicle, toy replica, and/or other replicas according to my design;

FIG. 2 is a left, rear perspective view thereof;

FIG. 3 is a left side view thereof;

FIG. 4 is a right side view thereof;

FIG. 5 is a front view thereof;


FIG. 6 is a rear view thereof; and,

FIG. 7 is a top view thereof.

The broken lines are for illustrative purposes only and form no part of the claimed design.

Primary Examiner—Melody N Brown

1 Claim, 6 Drawing Sheets



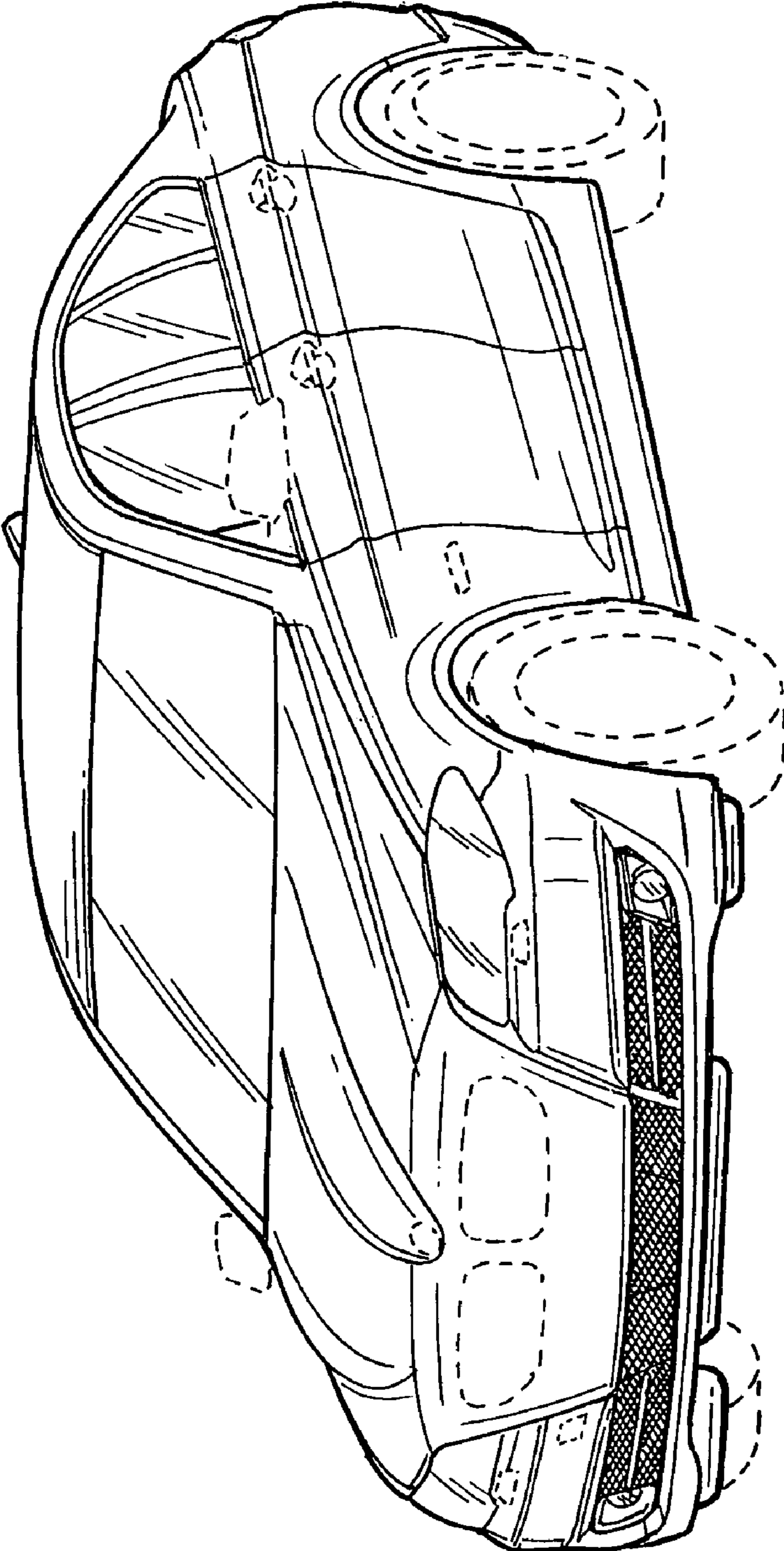


FIG. 1

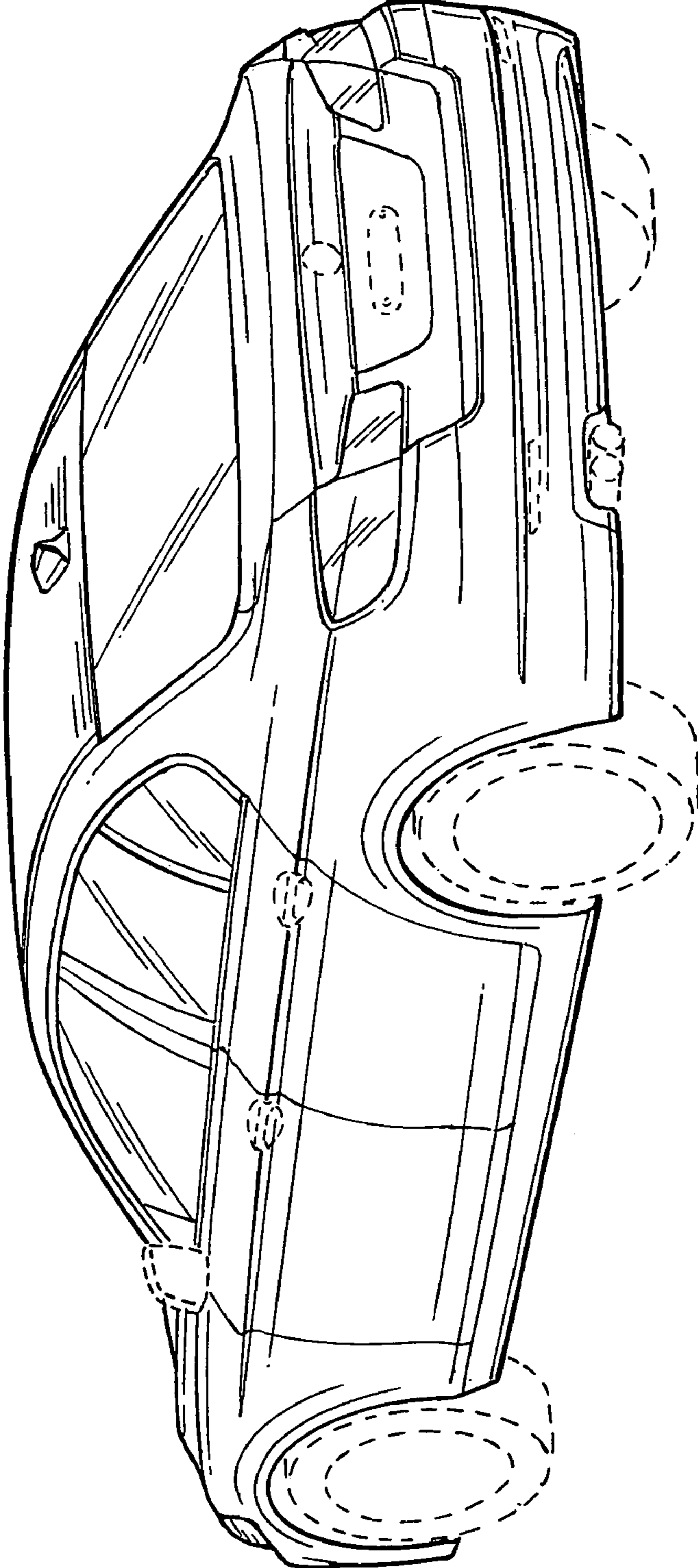


FIG. 2

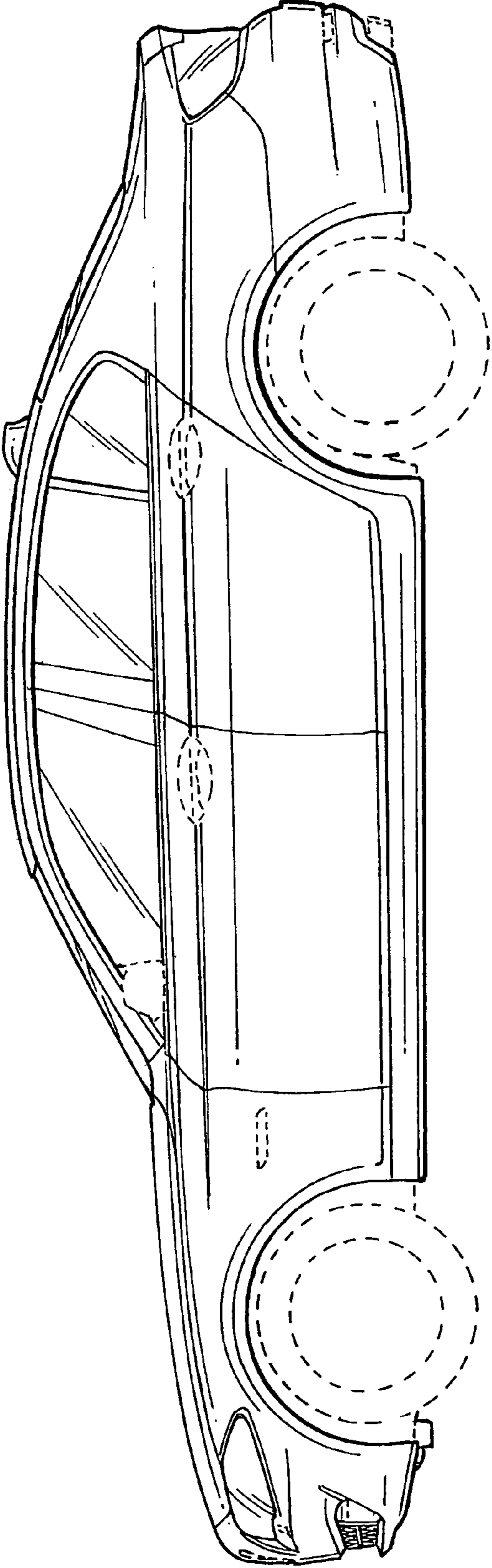


FIG. 3

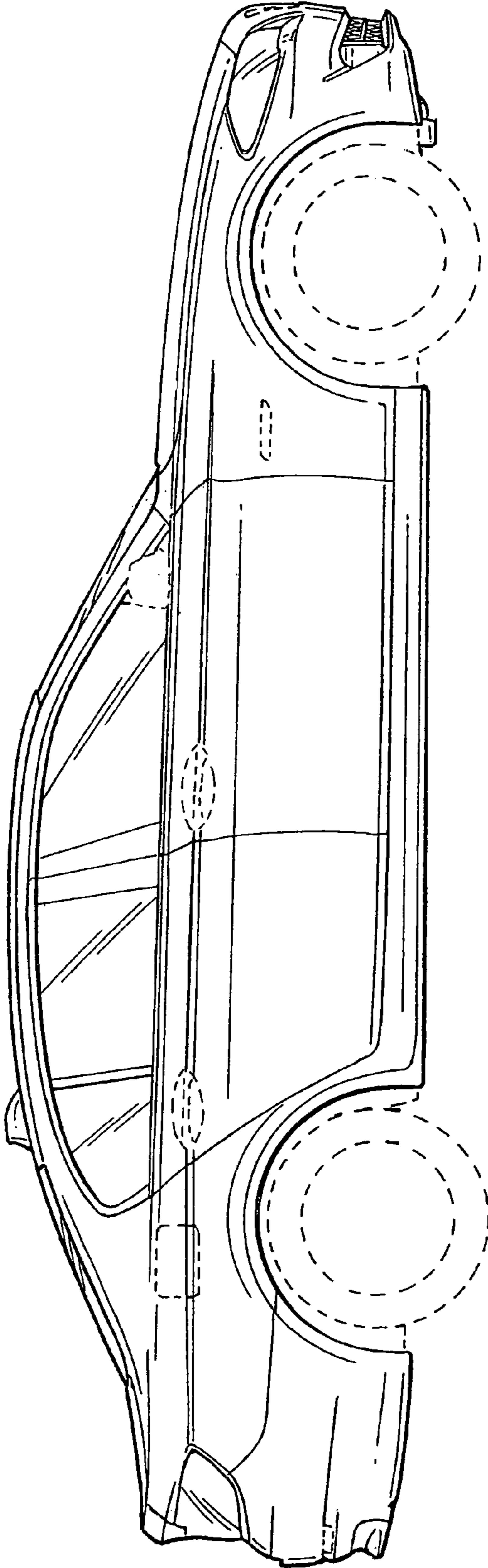


FIG. 4

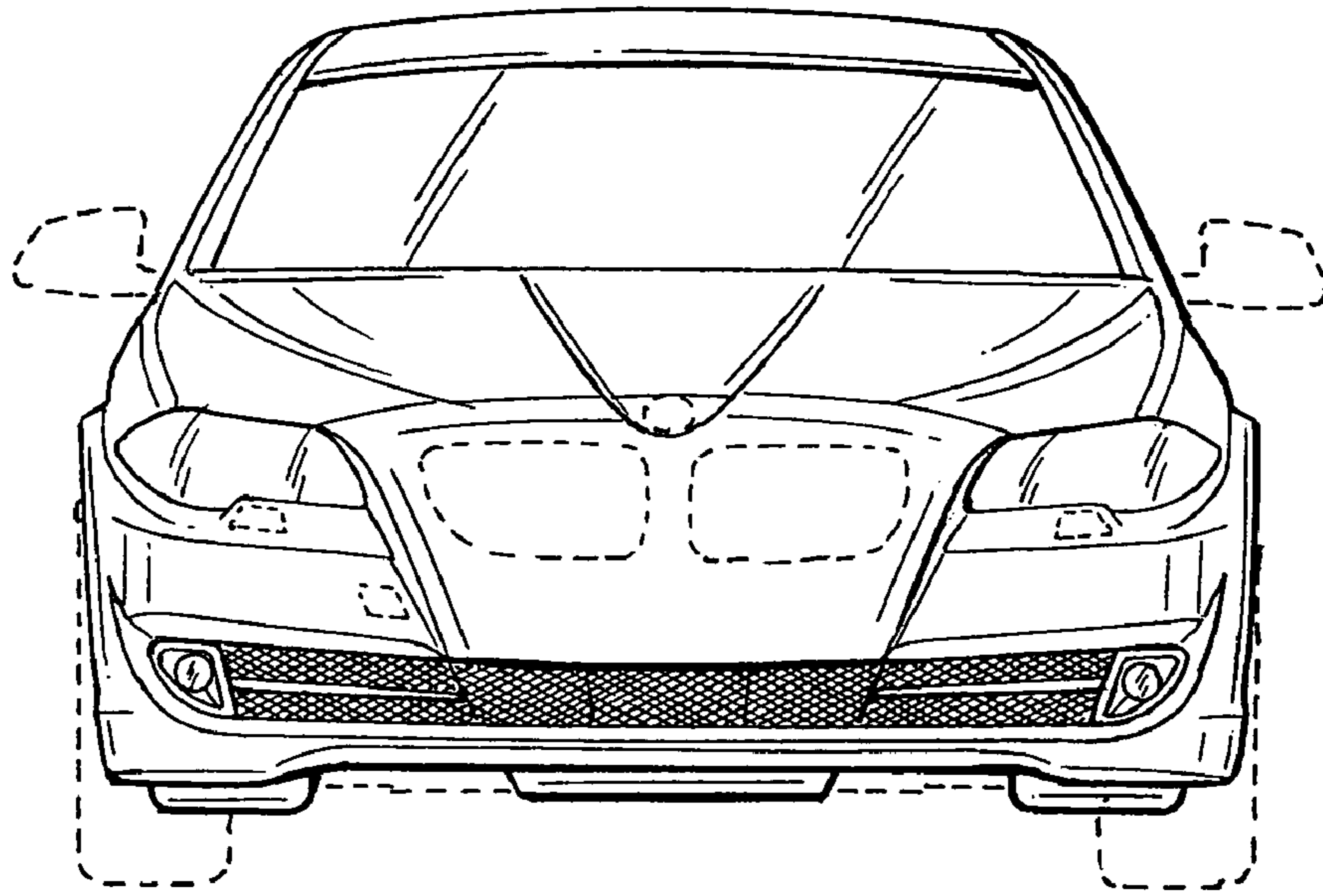


FIG. 5

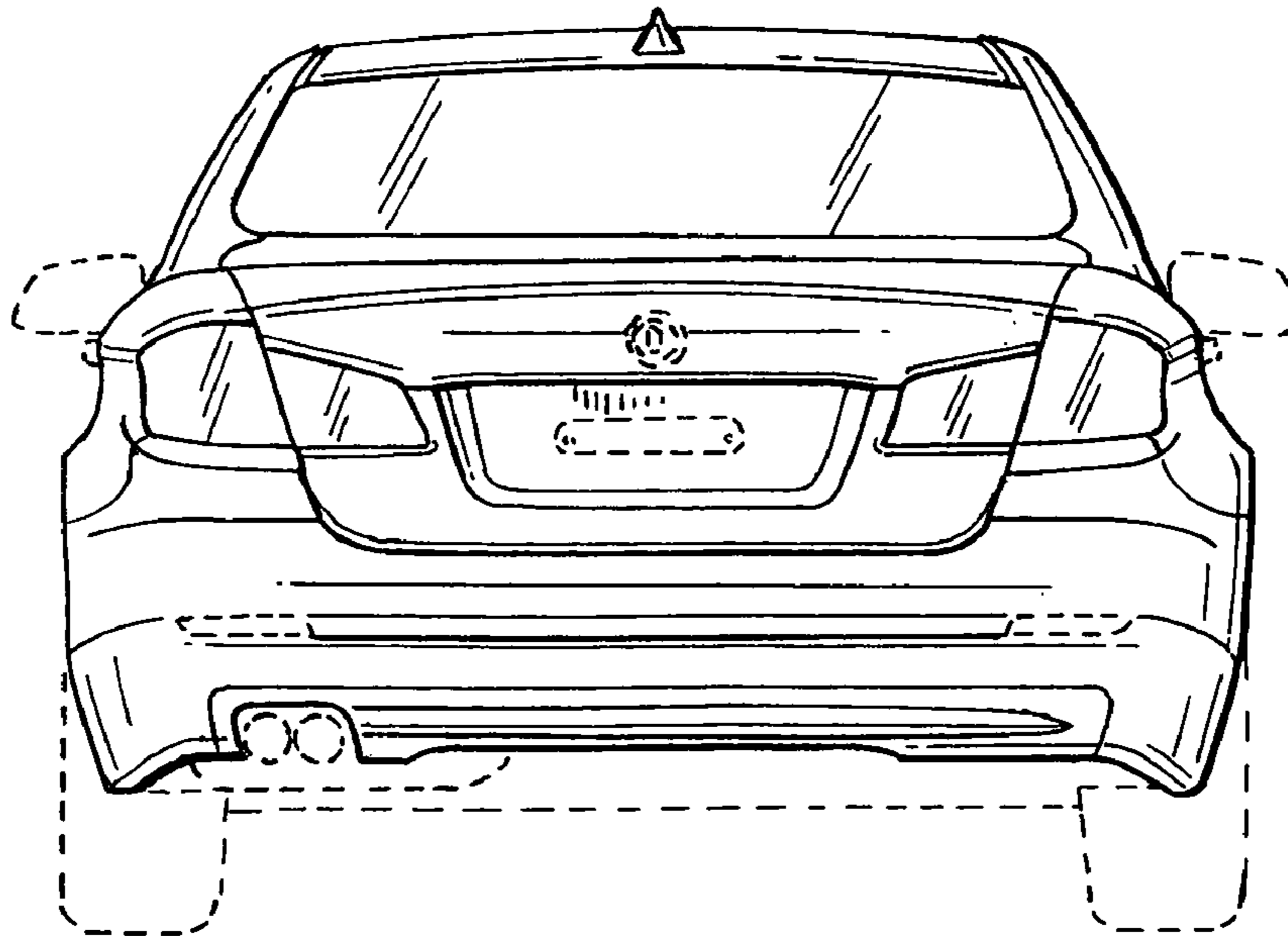


FIG. 6

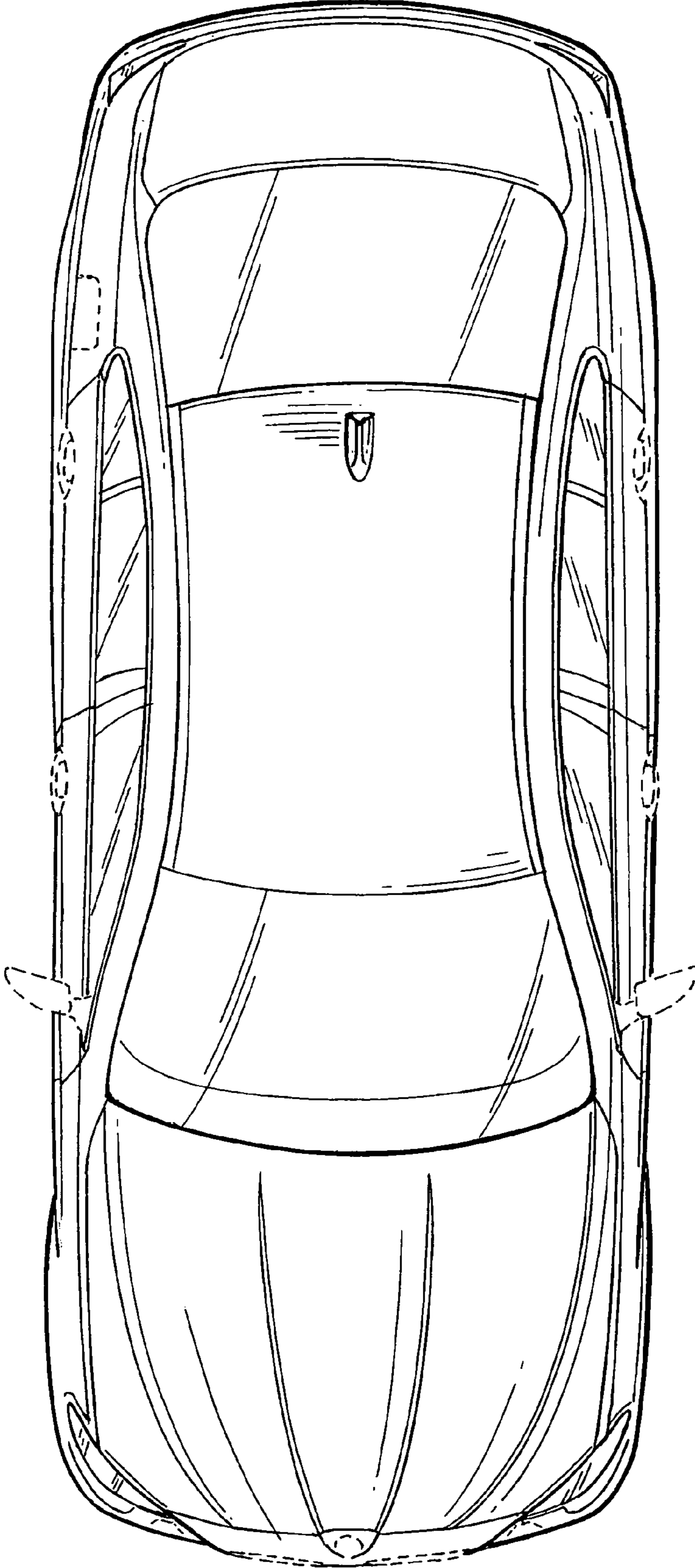


FIG. 7