



US00D620834S

(12) **United States Design Patent**
Deruelles

(10) **Patent No.:** **US D620,834 S**

(45) **Date of Patent:** **** Aug. 3, 2010**

(54) **ORNAMENT**

(75) Inventor: **Michiyo Deruelles**, Paris (FR)

(73) Assignee: **Swarovski Aktiengesellschaft**, Triesen (LI)

(**) Term: **14 Years**

(21) Appl. No.: **29/346,085**

(22) Filed: **Oct. 27, 2009**

(30) **Foreign Application Priority Data**

Apr. 29, 2009 (EM) 001131569-0006

(51) **LOC (9) Cl.** **11-01**

(52) **U.S. Cl.** **D11/81; D11/70**

(58) **Field of Classification Search** D11/1,
D11/2, 4-77, 79, 80-89, 95-101, 103, 105,
D11/108, 125; 63/1.11, 1.16, 3, 13, 14.1,
63/18, 20, 23, 26-28; D21/621, 622, 630,
D21/633

See application file for complete search history.

(56) **References Cited**

U.S. PATENT DOCUMENTS

- D88,628 S * 12/1932 Cabell D21/627
- D137,411 S * 3/1944 Peyrot D11/70
- D244,795 S * 6/1977 O'Hara D11/70

- D247,163 S * 2/1978 White D11/125
- D276,984 S * 1/1985 Jenkins D11/70
- D398,342 S * 9/1998 Warren et al. D21/621
- D416,654 S * 11/1999 Haynes D28/63
- D464,288 S * 10/2002 Wichter D11/128
- D503,653 S * 4/2005 Neff D11/125
- D567,691 S * 4/2008 Priestly D10/106
- D593,323 S * 6/2009 Kaspor D21/627

* cited by examiner

Primary Examiner—Cathron C Brooks

Assistant Examiner—Melanie Levy

(74) *Attorney, Agent, or Firm*—Wenderoth, Lind & Ponack, L.L.P.

(57) **CLAIM**

The ornamental design for an ornament, as shown and described.

DESCRIPTION

- FIG. 1 is a perspective view of the invention;
- FIG. 2 is a front view of the invention;
- FIG. 3 is a left side view of the invention;
- FIG. 4 is a right side view of the invention;
- FIG. 5 is a bottom view of the invention;
- FIG. 6 is a top view of the invention; and,
- FIG. 7 is a back view of the invention.

1 Claim, 3 Drawing Sheets




FIG. 1




FIG. 2




FIG. 3

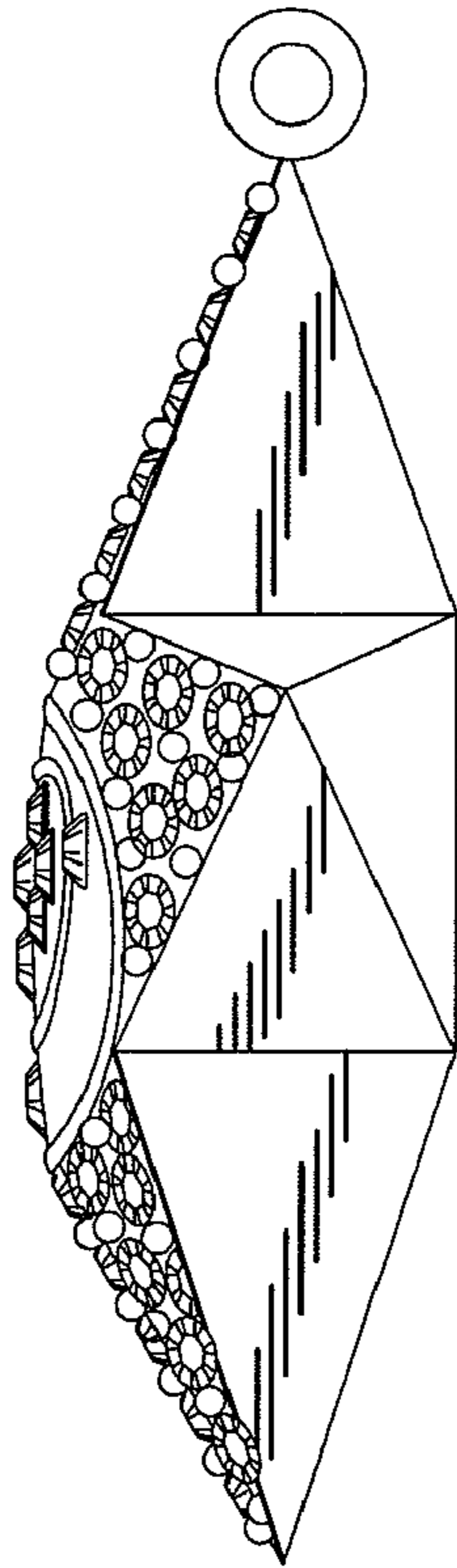


FIG. 4

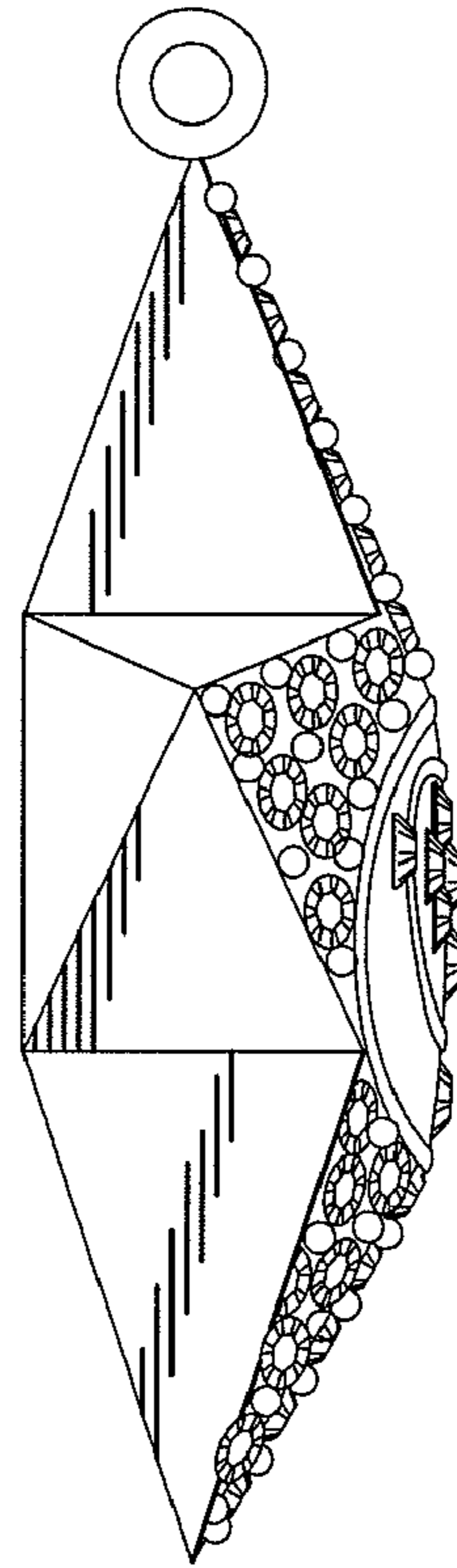


FIG. 5

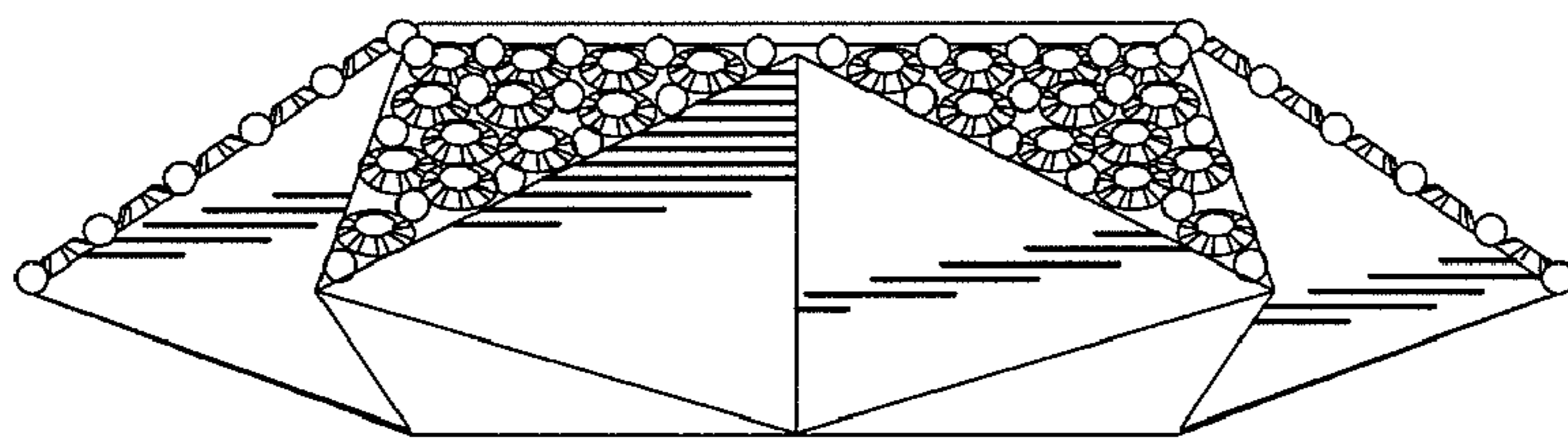


FIG. 6

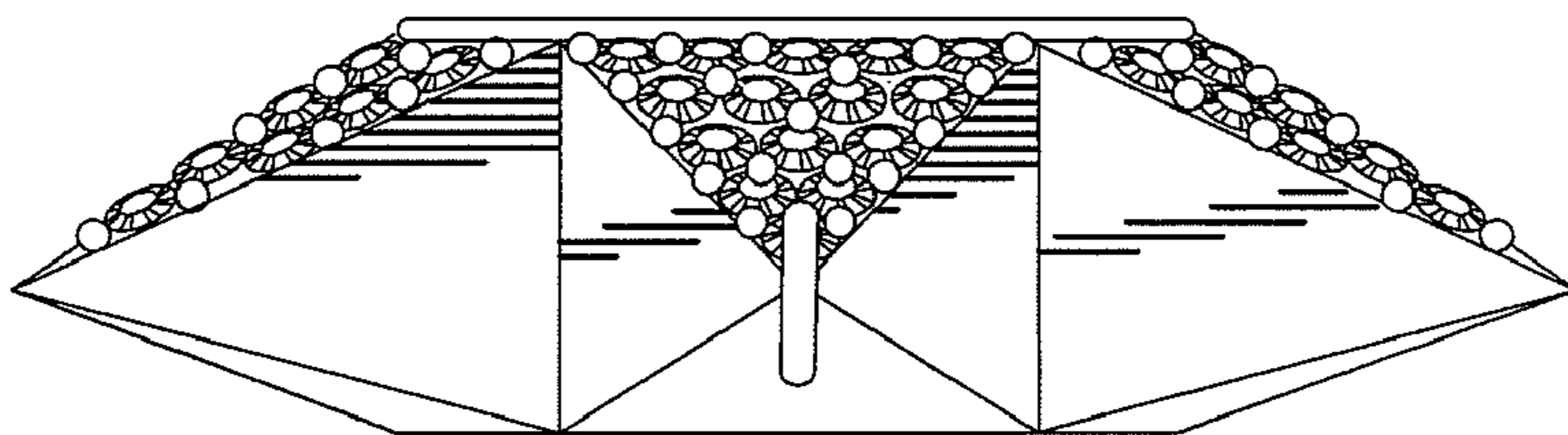


FIG. 7

