

US00D620832S

(12) **United States Design Patent**
Cervone

(10) **Patent No.:** **US D620,832 S**

(45) **Date of Patent:** **** Aug. 3, 2010**

(54) **PEARL BRACELET**

(76) **Inventor:** **Patricia A. Cervone**, 534 Durand St.,
East Lansing, MI (US) 48823

(**) **Term:** **14 Years**

(21) **Appl. No.:** **29/348,273**

(22) **Filed:** **Dec. 16, 2009**

(51) **LOC (9) Cl.** **11-01**

(52) **U.S. Cl.** **D11/3**

(58) **Field of Classification Search** D11/1-25,
D11/93, 94; 59/78, 80-83; 63/3, 3.1, 3.2,
63/4, 5.1, 5.2

See application file for complete search history.

(56) **References Cited**

U.S. PATENT DOCUMENTS

D358,562 S *	5/1995	Bulgari	D11/6
D446,146 S *	8/2001	Cevallos	D11/3
D446,147 S *	8/2001	Cevallos	D11/5
D452,456 S *	12/2001	Cabarbaye	D11/3
D505,352 S *	5/2005	Pachachi	D11/3
D508,865 S *	8/2005	Madauss et al.	D11/11
D511,473 S *	11/2005	Weinacht	D11/3
D516,450 S *	3/2006	Carnegie et al.	D11/6
D517,443 S *	3/2006	Dennis	D11/14

D545,715 S *	7/2007	Thiessen	D11/3
D576,067 S *	9/2008	Hines	D11/11
D592,537 S *	5/2009	Darnell	D11/3

* cited by examiner

Primary Examiner—Cathron C Brooks

Assistant Examiner—Melanie Levy

(74) *Attorney, Agent, or Firm*—Knechtel, Demeur & Samlan

(57) **CLAIM**

I claim the ornamental design for a pearl bracelet, as shown and described.

DESCRIPTION

FIG. 1 is a perspective view for a pearl bracelet showing our new design thereof;

FIG. 2 is a top elevational view thereof;

FIG. 3 is a front end elevational view thereof;

FIG. 4 is a right side elevational view thereof;

FIG. 5 is a rear end elevational view thereof;

FIG. 6 is a left side elevational view thereof; and,

FIG. 7 is a bottom side elevational view thereof.

The broken lines shown are for illustrative purposes only and forms no part of the claimed design.

1 Claim, 3 Drawing Sheets

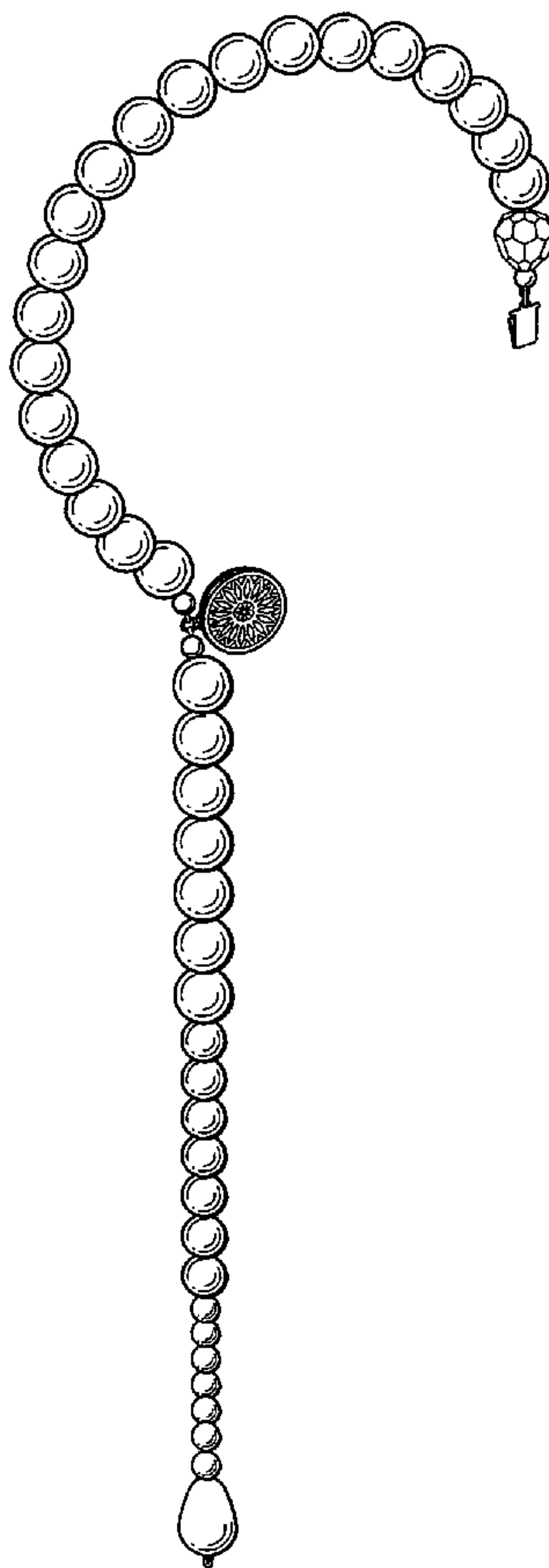


Fig. 1

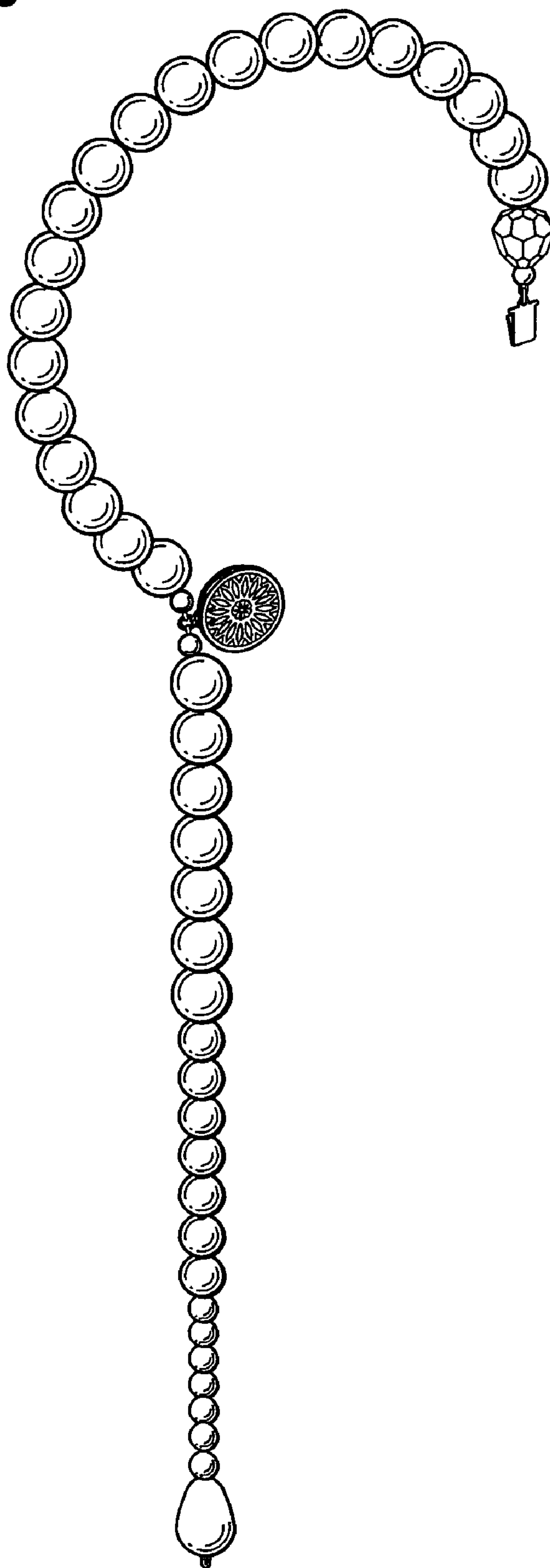


Fig. 2



Fig. 3



Fig. 4

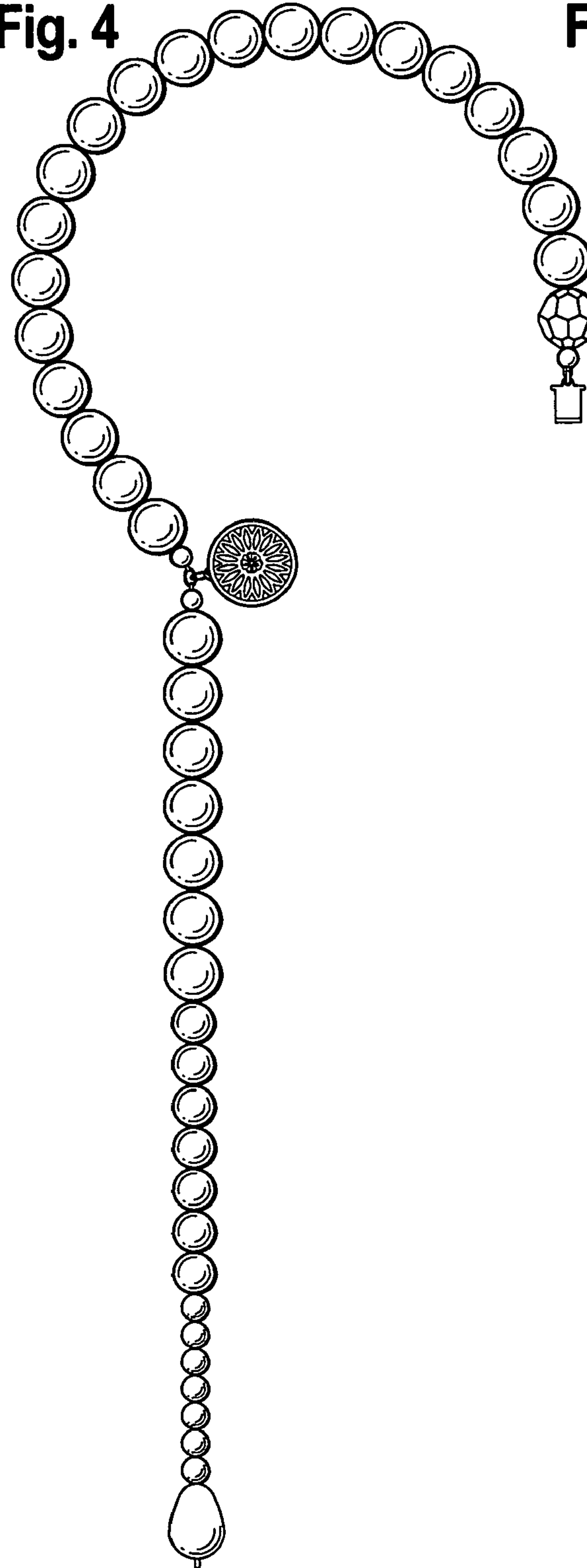


Fig. 5



Fig. 6

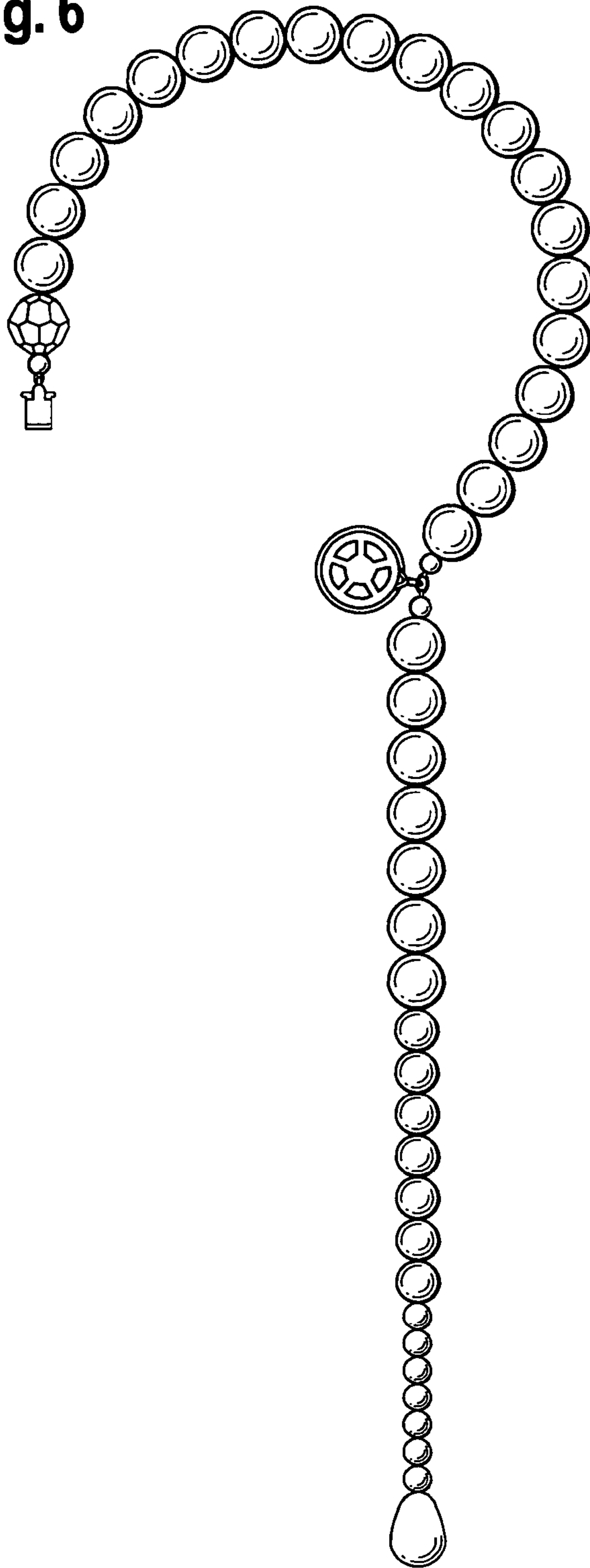


Fig. 7

