



US00D620830S

(12) **United States Design Patent**  
**Djordjevic**

(10) **Patent No.:** **US D620,830 S**

(45) **Date of Patent:** **\*\* Aug. 3, 2010**

(54) **JEWELRY**

(75) Inventor: **Marija-Iva Djordjevic**, Geneva (CH)

(73) Assignee: **Richemont International SA**,  
Villars-Sur-Glane (CH)

(\*\*) Term: **14 Years**

(21) Appl. No.: **29/321,322**

(22) Filed: **Jul. 15, 2008**

(30) **Foreign Application Priority Data**

Jan. 18, 2008 (WO) ..... DM/069649

(51) **LOC (9) Cl.** ..... **11-01**

(52) **U.S. Cl.** ..... **D11/1; D11/56**

(58) **Field of Classification Search** ..... D11/93,  
D11/14, 44, 56, 8, 81, 83, 103, 157, 160,  
D11/89

See application file for complete search history.

(56) **References Cited**

**U.S. PATENT DOCUMENTS**

- D33,906 S \* 1/1901 Lehnerd ..... D11/96
- D34,608 S \* 6/1901 Koch ..... D11/97
- D90,212 S \* 6/1933 Pepin ..... D11/184
- D91,144 S \* 12/1933 O'Shaughnessy ..... D11/103
- D130,943 S \* 12/1941 Dawer ..... D11/7
- D147,682 S \* 10/1947 Pearsall ..... D11/56
- D151,163 S \* 9/1948 Pennino ..... D11/56
- D177,508 S \* 4/1956 Katz ..... D11/69
- D250,699 S \* 1/1979 Barr ..... D11/56
- D274,228 S \* 6/1984 Vafi ..... D11/103
- D277,392 S \* 1/1985 Salinger ..... D19/42
- D277,466 S \* 2/1985 Chien ..... D11/41

- D288,471 S \* 2/1987 Gladstone ..... D8/305
- D444,780 S \* 7/2001 Nunez ..... D14/191
- D528,036 S \* 9/2006 Pang ..... D11/103
- D564,935 S \* 3/2008 Steshik ..... D11/91
- D575,667 S \* 8/2008 Mudrick ..... D11/103
- D581,242 S \* 11/2008 Norman ..... D8/305
- D602,809 S \* 10/2009 Castaline et al. .... D11/103
- D604,660 S \* 11/2009 Marks ..... D11/83

**OTHER PUBLICATIONS**

DM/050358.

Design published by the Jey-Jey on Feb. 1, 1988, and cited in an Office Action issued in corresponding Japanese Design Application No. 2008-018587 as HA01004012.

\* cited by examiner

*Primary Examiner*—T. Chase Nelson

*Assistant Examiner*—John Windmuller

(74) *Attorney, Agent, or Firm*—Young & Thompson

(57) **CLAIM**

The ornamental design for jewelry, as shown.

**DESCRIPTION**

FIG. 1 is a front elevation view of jewelry showing my new design;

FIG. 2 is a rear elevation view thereof;

FIG. 3 is a top view thereof;

FIG. 4 is a bottom view thereof;

FIG. 5 is a left side view thereof;

FIG. 6 is a right side view thereof; and,

FIG. 7 is a perspective view thereof.

**1 Claim, 1 Drawing Sheet**




Fig.1




Fig.2




Fig.3

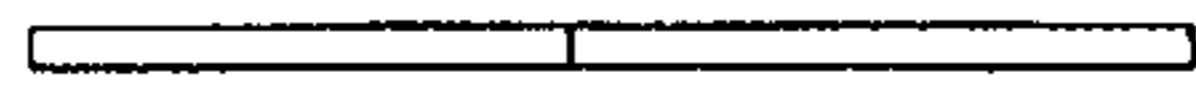


Fig.4




Fig.5




Fig.6




Fig.7

