



US00D620829S

(12) **United States Design Patent**
Djordjevic

(10) **Patent No.:** **US D620,829 S**

(45) **Date of Patent:** **** Aug. 3, 2010**

(54) **JEWELRY**

(75) Inventor: **Marija-Iva Djordjevic**, Geneva (CH)

(73) Assignee: **Richemont International SA**,
Villars-Sur-Glane (CH)

(**) Term: **14 Years**

(21) Appl. No.: **29/321,320**

(22) Filed: **Jul. 15, 2008**

(30) **Foreign Application Priority Data**

Jan. 18, 2008 (WO) DM/069 649

(51) **LOC (9) Cl.** **11-01**

(52) **U.S. Cl.** **D11/1; D11/56**

(58) **Field of Classification Search** D11/93,
D11/14, 44, 56, 8, 81, 83, 103, 157, 160,
D11/89

See application file for complete search history.

(56) **References Cited**

U.S. PATENT DOCUMENTS

D33,906 S *	1/1901	Lehnerd	D11/96
D34,608 S *	6/1901	Koch	D11/97
D90,212 S *	6/1933	Pepin	D11/184
D91,144 S *	12/1933	O'Shaughnessy	D11/103
D130,943 S *	12/1941	Dawer	D11/7
D147,682 S *	10/1947	Pearsall	D11/56
D151,163 S *	9/1948	Pennino	D11/56
D177,508 S *	4/1956	Katz	D11/69
D250,699 S *	1/1979	Barr	D11/56
D274,228 S *	6/1984	Vafi	D11/103
D277,392 S *	1/1985	Salinger	D19/42
D277,466 S *	2/1985	Chien	D11/41
D288,471 S *	2/1987	Gladstone	D8/305

D444,780 S *	7/2001	Nunez	D14/191
D528,036 S *	9/2006	Pang	D11/103
D564,935 S *	3/2008	Steshik	D11/91
D575,667 S *	8/2008	Mudrick	D11/103
D581,242 S *	11/2008	Norman	D8/305
D602,809 S *	10/2009	Castaline et al.	D11/103
D604,660 S *	11/2009	Marks	D11/83

FOREIGN PATENT DOCUMENTS

WO DM/050358 10/1999

OTHER PUBLICATIONS

Design published by Hutarinoheya on Dec. 1, 1988, and cited in Office Action issued in corresponding Japanese Design Application No. 2008-018586 as HA01006774.

* cited by examiner

Primary Examiner—T. Chase Nelson

Assistant Examiner—John Windmuller

(74) *Attorney, Agent, or Firm*—Young & Thompson

(57) **CLAIM**

The ornamental design for jewelry, as shown.

DESCRIPTION

FIG. 1 is a front elevation view of jewelry showing my new design;

FIG. 2 is a rear elevation view thereof;

FIG. 3 is a top view thereof;

FIG. 4 is a bottom view thereof;

FIG. 5 is a left side view thereof;

FIG. 6 is a right side view thereof; and,

FIG. 7 is a perspective view thereof.

1 Claim, 1 Drawing Sheet




Fig.1




Fig.2




Fig.3

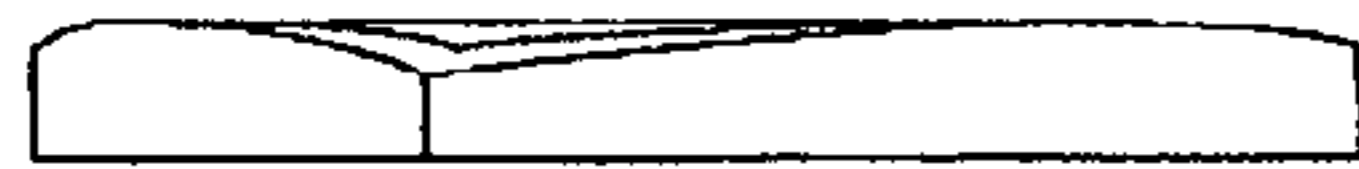


Fig.4

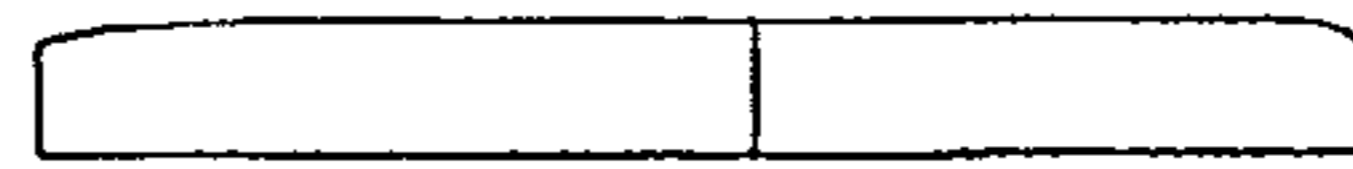


Fig.5



Fig.6




Fig.7

