



US00D620828S

(12) **United States Design Patent**
Djordjevic

(10) **Patent No.:** **US D620,828 S**

(45) **Date of Patent:** **** Aug. 3, 2010**

(54) **JEWELRY**

(75) Inventor: **Marija-Iva Djordjevic**, Geneva (CH)

(73) Assignee: **Richemont International SA**,
Villars-sur-Glane (CH)

(**) Term: **14 Years**

(21) Appl. No.: **29/321,316**

(22) Filed: **Jul. 15, 2008**

(30) **Foreign Application Priority Data**

Jan. 18, 2008 (WO) DM/069 649

(51) **LOC (9) Cl.** **11-01**

(52) **U.S. Cl.** **D11/1; D11/56**

(58) **Field of Classification Search** D11/93,
D11/14, 44, 56, 8, 81, 83, 103, 157, 160,
D11/89

See application file for complete search history.

(56) **References Cited**

U.S. PATENT DOCUMENTS

D38,622 S *	6/1907	Fishel	D11/56
D39,278 S *	4/1908	Fishel	D11/56
D130,943 S *	12/1941	Dawer	D11/7
D145,213 S *	7/1946	Hobe	D11/56
D147,682 S *	10/1947	Pearsall	D11/56
D151,163 S *	9/1948	Pennino	D11/56
D245,591 S *	8/1977	Rieger et al.	D11/44
D333,447 S *	2/1993	Butler, Jr.	D11/80
D334,354 S *	3/1993	McNally, Jr.	D11/81
5,203,183 A *	4/1993	Salerno	63/12
D420,933 S *	2/2000	Kharloubian	D11/81
6,324,868 B1 *	12/2001	Chen et al.	63/1.14
D466,827 S *	12/2002	Fornas	D11/79

D483,285 S *	12/2003	Reardon	D11/1
D507,985 S *	8/2005	Sandberg	D11/43
D512,660 S *	12/2005	Steshik	D11/81
D538,531 S *	3/2007	Chua	D3/211
D542,171 S *	5/2007	Olson	D11/56
D571,911 S *	6/2008	Osterberg	D24/105
D599,244 S *	9/2009	Momjian	D11/81
D614,073 S *	4/2010	Cabarbaye	D11/43

FOREIGN PATENT DOCUMENTS

WO DM/050358 9/1999

OTHER PUBLICATIONS

Design published by the Jey-Jey on Jul. 1, 2004 and cited in an Office Action issued in corresponding Japanese Design Application No. 2008-018585 as HA16008126.

* cited by examiner

Primary Examiner—T. Chase Nelson

Assistant Examiner—John Windmuller

(74) *Attorney, Agent, or Firm*—Young & Thompson

(57) **CLAIM**

The ornamental design for jewelry, as shown.

DESCRIPTION

FIG. 1 is a front elevation view of jewelry showing my new design;

FIG. 2 is a rear elevation view thereof;

FIG. 3 is a top view thereof;

FIG. 4 is a bottom view thereof;

FIG. 5 is a left side view thereof;

FIG. 6 is a right side view thereof; and,

FIG. 7 is a perspective view thereof.

1 Claim, 1 Drawing Sheet





Fig.1




Fig.2




Fig.3




Fig.4



Fig.5



Fig.6



Fig.7

