



US00D620819S

(12) **United States Design Patent**
Houlihan et al.

(10) **Patent No.:** **US D620,819 S**

(45) **Date of Patent:** **** Aug. 3, 2010**

(54) **NON-CONTACT RECHARGEABLE MEDICAL THERMOMETER**

(75) Inventors: **Keith Houlihan**, Miami, FL (US); **Craig Sizer**, Miami, FL (US); **Abhishek Shrivastava**, Miami, FL (US)

(73) Assignee: **Sanomedics Development Corporation**, Miami, FL (US)

(**) Term: **14 Years**

(21) Appl. No.: **29/356,394**

(22) Filed: **Feb. 25, 2010**

(51) **LOC (9) Cl.** **10-04**

(52) **U.S. Cl.** **D10/57**

(58) **Field of Classification Search** D10/57;
374/1-208; 600/549

See application file for complete search history.

(56) **References Cited**

U.S. PATENT DOCUMENTS

- D399,768 S * 10/1998 Schwan D10/57
- D400,808 S * 11/1998 Schwan D10/57
- D446,135 S * 8/2001 Chen D10/57
- D448,314 S * 9/2001 Chen D10/57
- D481,321 S * 10/2003 Knieriem et al. D10/57

- D504,335 S * 4/2005 Stevenson et al. D10/57
- D570,714 S * 6/2008 Aulwes et al. D10/57
- D579,800 S * 11/2008 Mobley D10/57
- D582,804 S * 12/2008 Flandin et al. D10/57

* cited by examiner

Primary Examiner—Antoine D Davis

(74) *Attorney, Agent, or Firm*—Zarian Midgley & Johnson PLLC

(57) **CLAIM**

The ornamental design for a non-contact rechargeable medical thermometer, as shown and described.

DESCRIPTION

FIG. 1 is a top plan view of a non-contact rechargeable medical thermometer;

FIG. 2 is a front elevational view thereof;

FIG. 3 is a bottom view thereof;


FIG. 4 is a left elevational view thereof;

FIG. 5 is a rear elevational view thereof;

FIG. 6 is a right elevational view thereof; and,

FIG. 7 is an isometric view thereof, showing our design.

1 Claim, 3 Drawing Sheets






Fig. 1

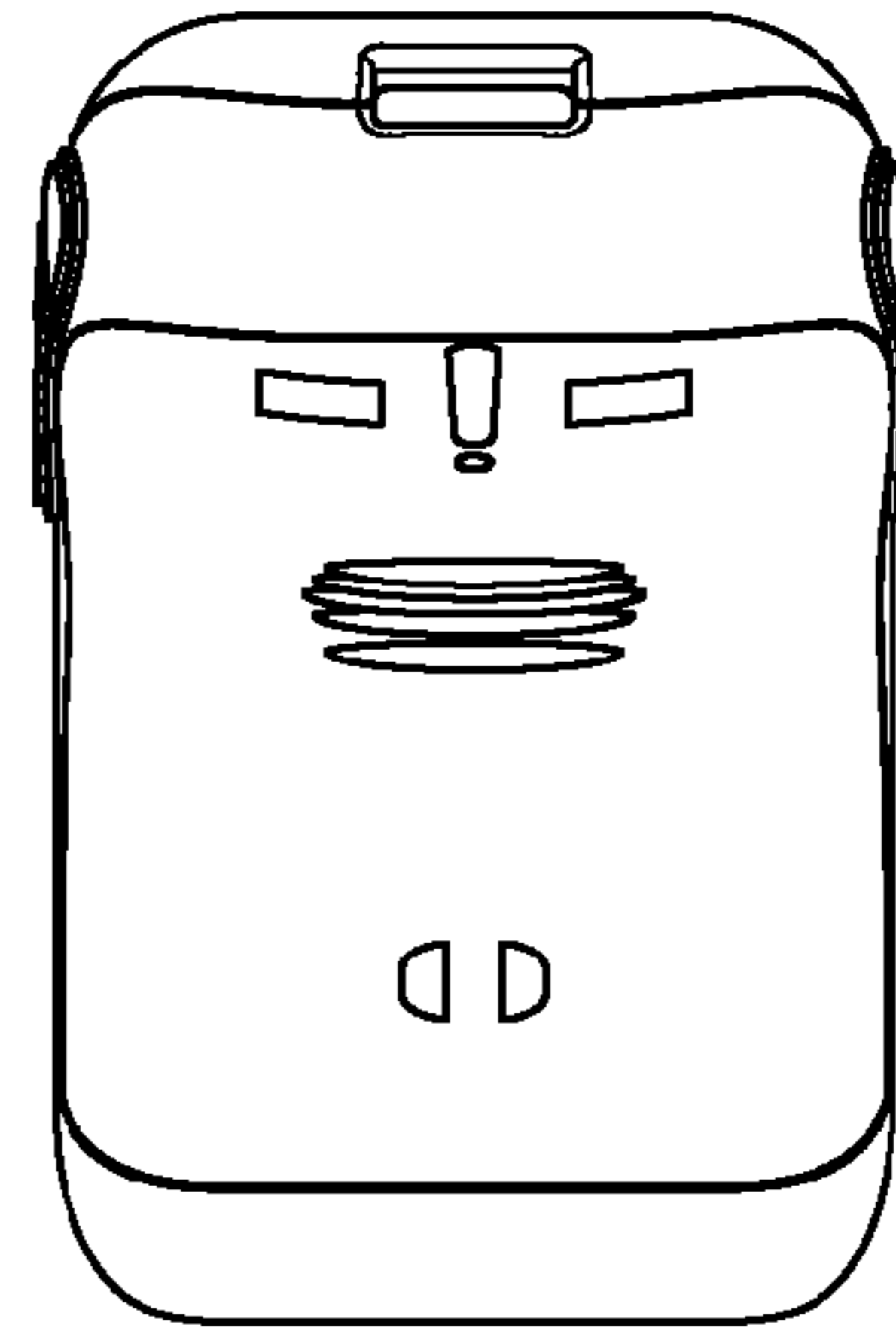


Fig. 3

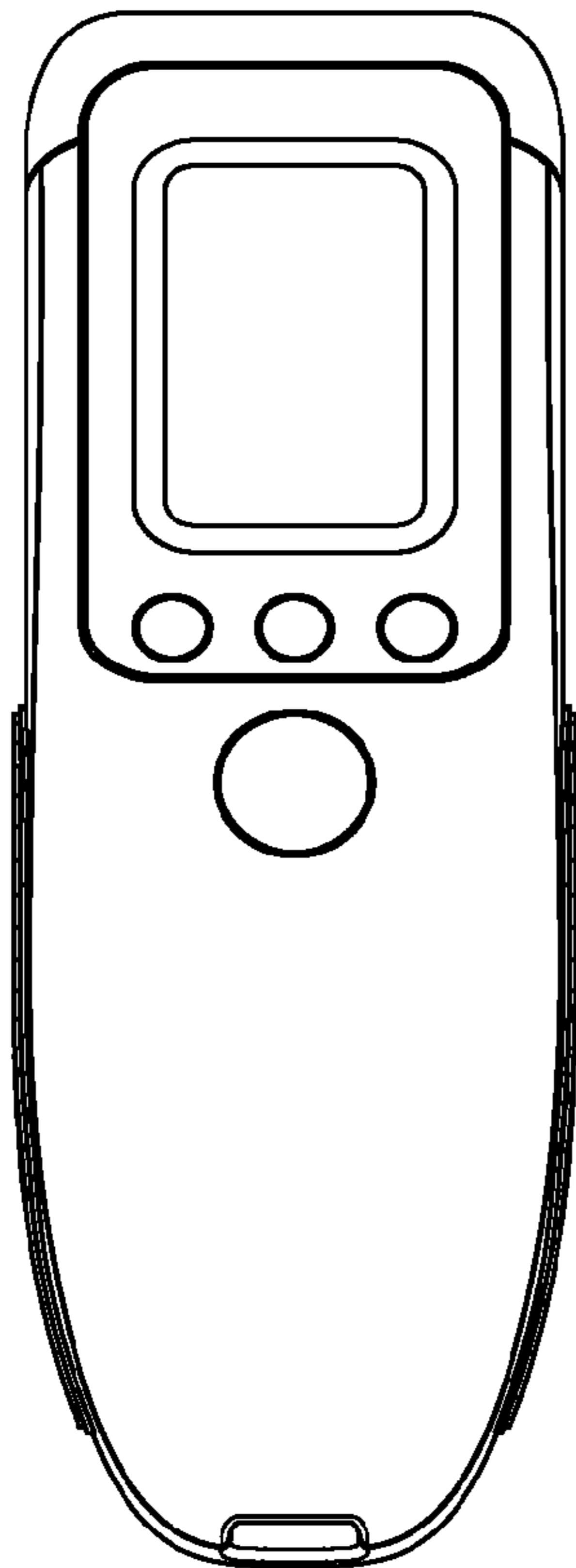


Fig. 2

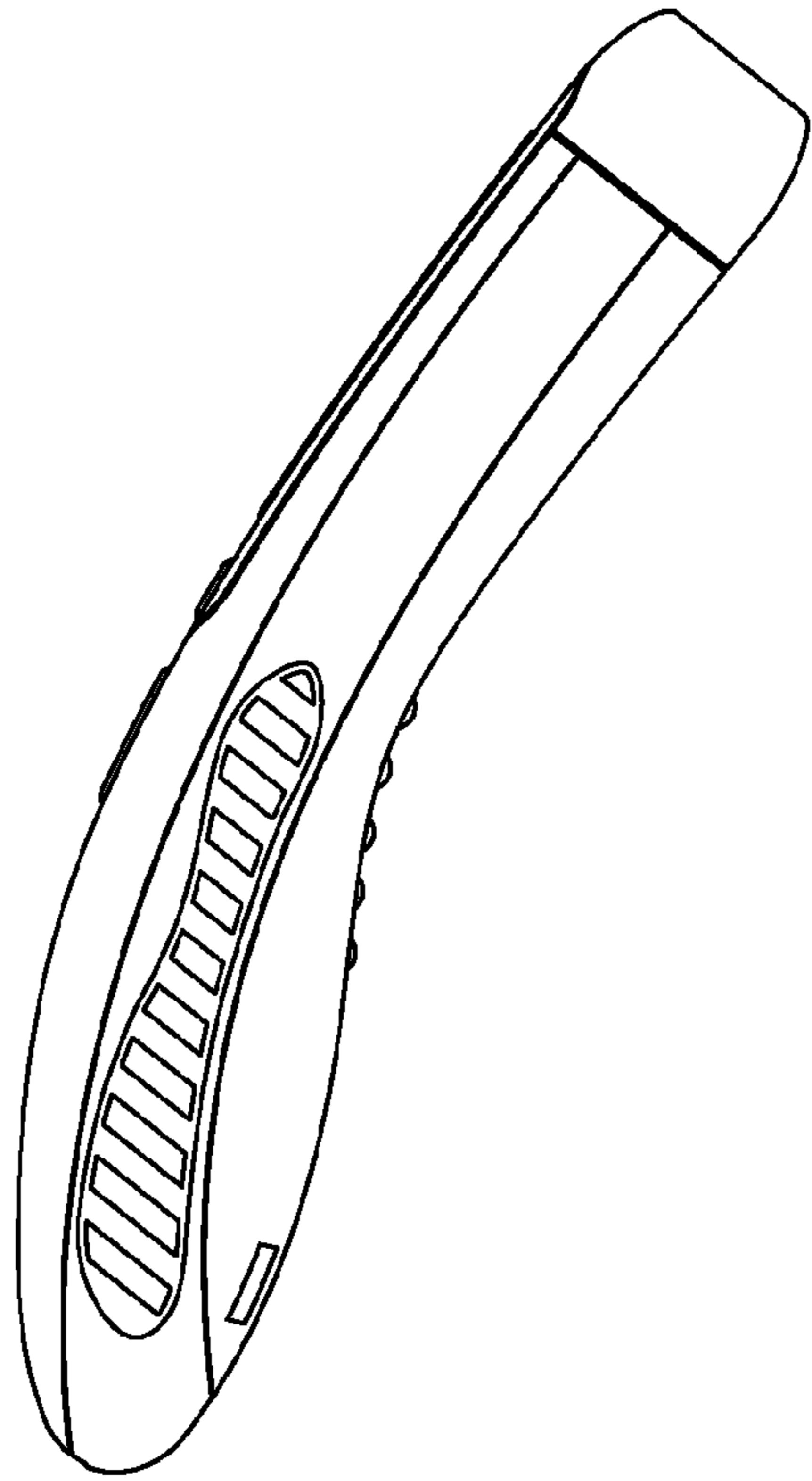


Fig. 6

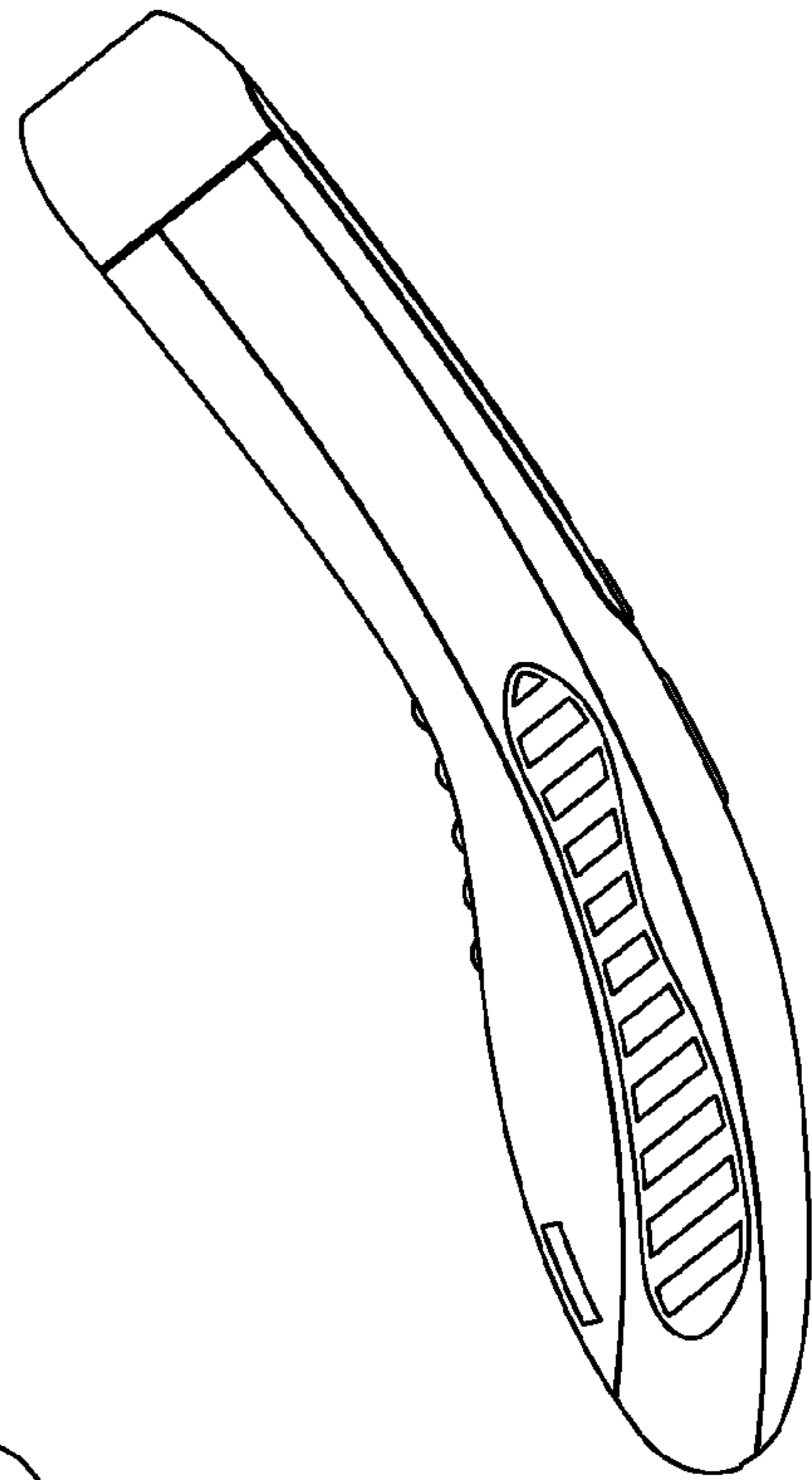


Fig. 4




Fig. 5

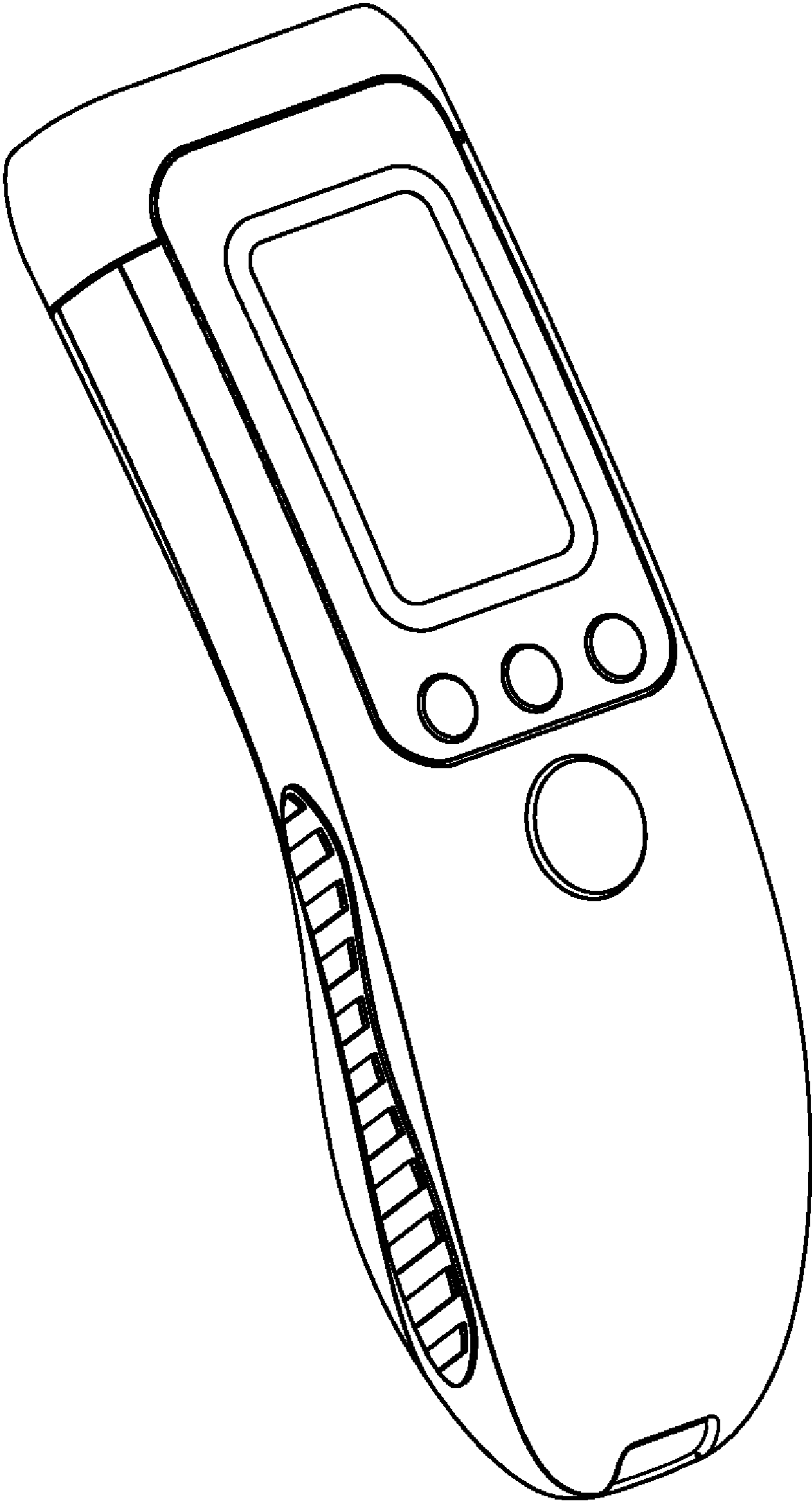


Fig. 7