



US00D620815S

(12) **United States Design Patent**  
**Stekelenburg**

(10) **Patent No.:** **US D620,815 S**

(45) **Date of Patent:** **\*\* Aug. 3, 2010**

(54) **TIMER**

(76) **Inventor:** **Albert Stekelenburg, 5<sup>th</sup> Fl., 102 Kuang-Fu S. Rd., Taipei (TW)**

(\*\*) **Term:** **14 Years**

(21) **Appl. No.:** **29/353,956**

(22) **Filed:** **Jan. 16, 2010**

(51) **LOC (9) Cl.** ..... **10-03**

(52) **U.S. Cl.** ..... **D10/40**

(58) **Field of Classification Search** ..... D10/40;  
D13/138.1, 137.1, 137.3, 139.8, 139.6, 162,  
D13/162.1; 368/107-123; 307/141, 141.4;  
200/38 R, 33 R, 38 D, 38 A, 38 F

See application file for complete search history.

(56) **References Cited**

**U.S. PATENT DOCUMENTS**

D187,269 S *	2/1960	Carlson	.....	D13/137.1
D216,017 S *	11/1969	Podall	.....	D10/40
3,775,727 A *	11/1973	Wise	.....	439/105
D234,215 S *	1/1975	Felske	.....	D10/40
3,889,132 A *	6/1975	Vreeland	.....	307/141
3,925,629 A *	12/1975	Albinger, Jr.	.....	200/38 R
D241,524 S *	9/1976	Haggstrom	.....	D10/40
4,311,886 A *	1/1982	Rulseh	.....	200/38 R
D280,894 S *	10/1985	Dickey	.....	D13/137.3
D285,552 S *	9/1986	Schwartz	.....	D13/139.8
D288,177 S *	2/1987	Yang	.....	D10/40
4,782,420 A *	11/1988	Holdgaard-Jensen	.....	361/58
D315,893 S *	4/1991	Cheng	.....	D13/165
D320,568 S *	10/1991	Black	.....	D10/40
D325,370 S *	4/1992	Belcher	.....	D13/137.3
D335,485 S *	5/1993	McPate	.....	D13/137.3

D352,667 S *	11/1994	Chen	.....	D10/40
5,699,320 A *	12/1997	Wan	.....	368/10
D389,753 S *	1/1998	Wan	.....	D10/40
D391,177 S *	2/1998	Stekelenburg	.....	D10/40
6,356,425 B1 *	3/2002	Jung	.....	361/93.8
6,625,089 B2 *	9/2003	Stekelenburg	.....	368/107
D513,999 S *	1/2006	Echito et al.	.....	D10/40
D525,152 S *	7/2006	Smith	.....	D10/40
D525,540 S *	7/2006	Stekelenburg	.....	D10/40
D534,086 S *	12/2006	Stekelenburg	.....	D10/40
D534,087 S *	12/2006	Stekelenburg	.....	D10/40
D534,439 S *	1/2007	Stekelenburg	.....	D10/40
D534,440 S *	1/2007	Stekelenburg	.....	D10/40
D535,201 S *	1/2007	Stekelenburg	.....	D10/40
D558,617 S *	1/2008	Hill et al.	.....	D10/40
D565,434 S *	4/2008	Stekelenburg	.....	D10/40
D567,119 S *	4/2008	Ni et al.	.....	D10/40
D582,795 S *	12/2008	Stekelenburg	.....	D10/40

\* cited by examiner

*Primary Examiner*—Lucy Lieberman

(74) *Attorney, Agent, or Firm*—Guice Patents PLLC

(57) **CLAIM**

The ornamental design for a timer, as shown and described.

**DESCRIPTION**

FIG. 1 is a top view of a timer showing my new design;

FIG. 2 is a front view thereof;

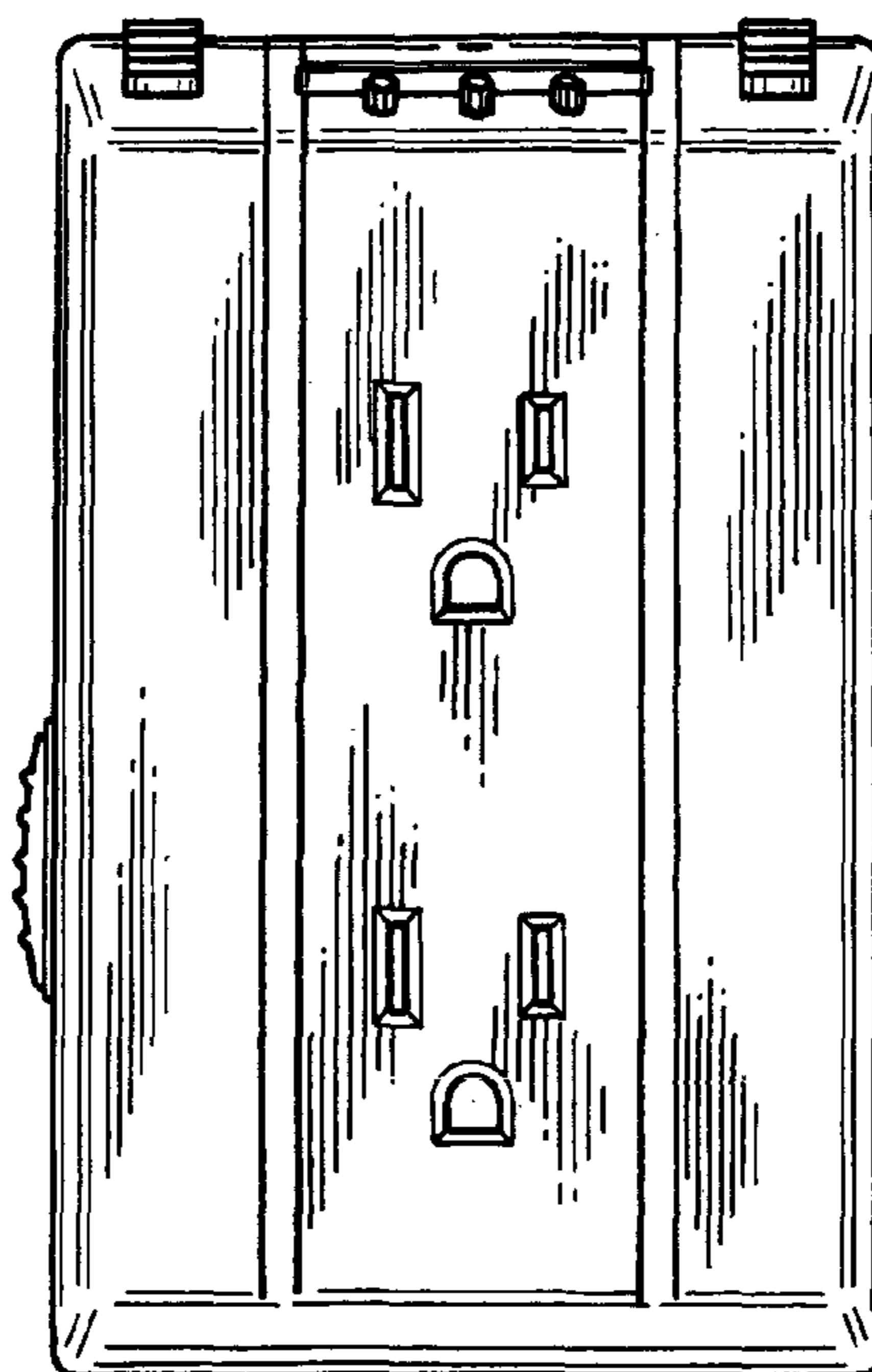
FIG. 3 is a right side elevational view thereof;

FIG. 4 is a left side view thereof;

FIG. 5 is a rear view thereof; and,

FIG. 6 is a bottom view thereof.

**1 Claim, 2 Drawing Sheets**






FIG. 1

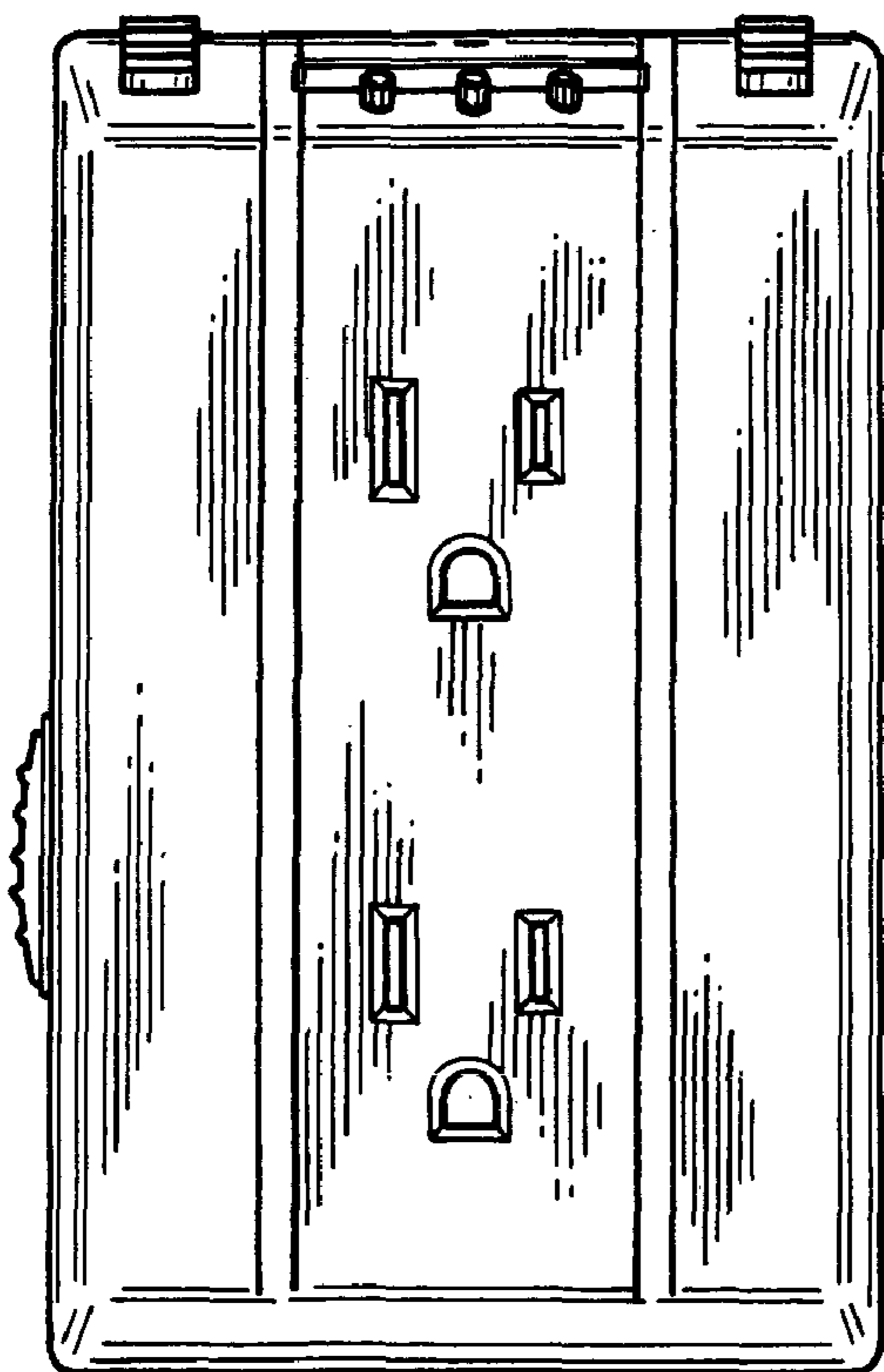


FIG. 2

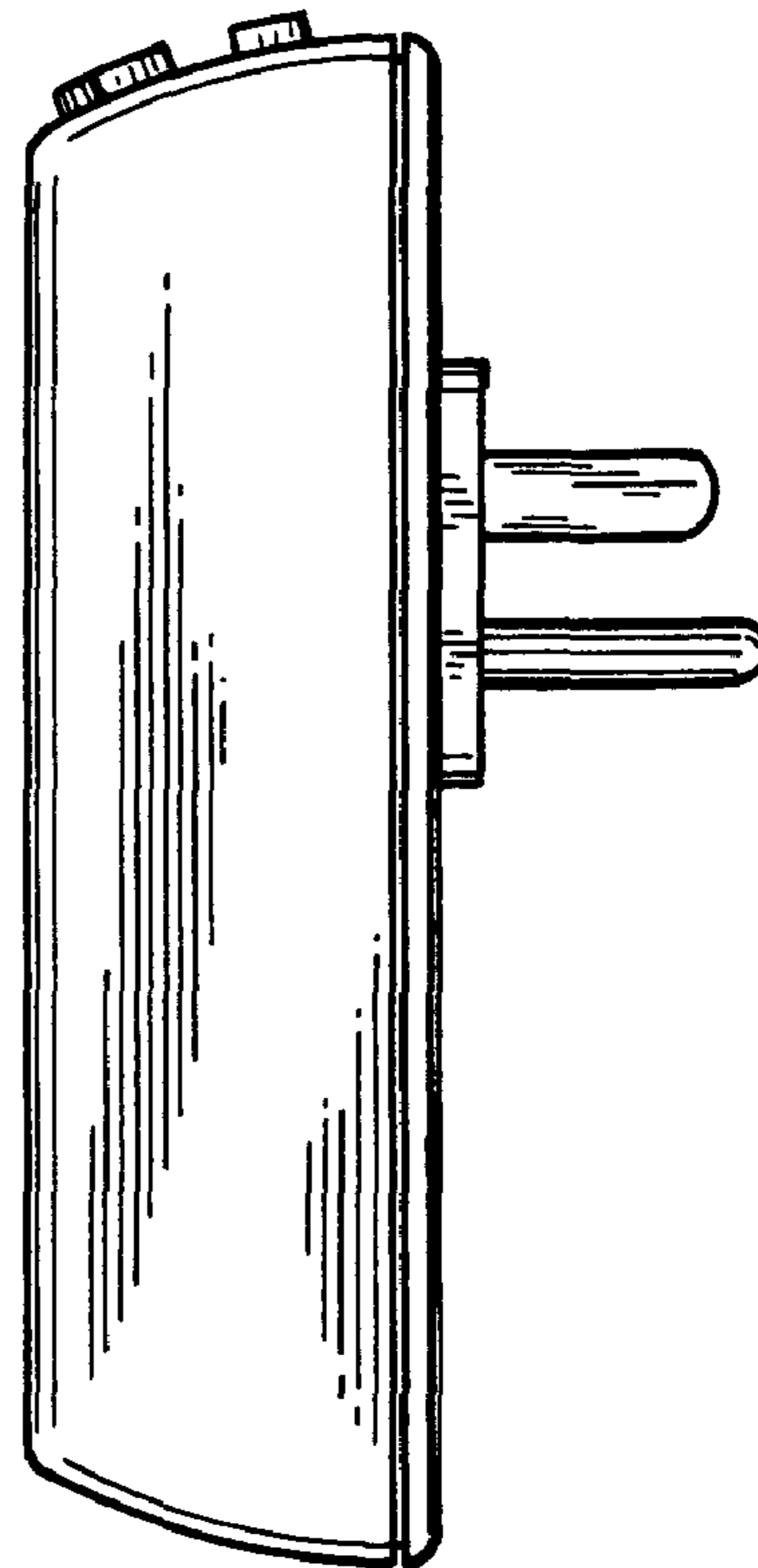


FIG. 3

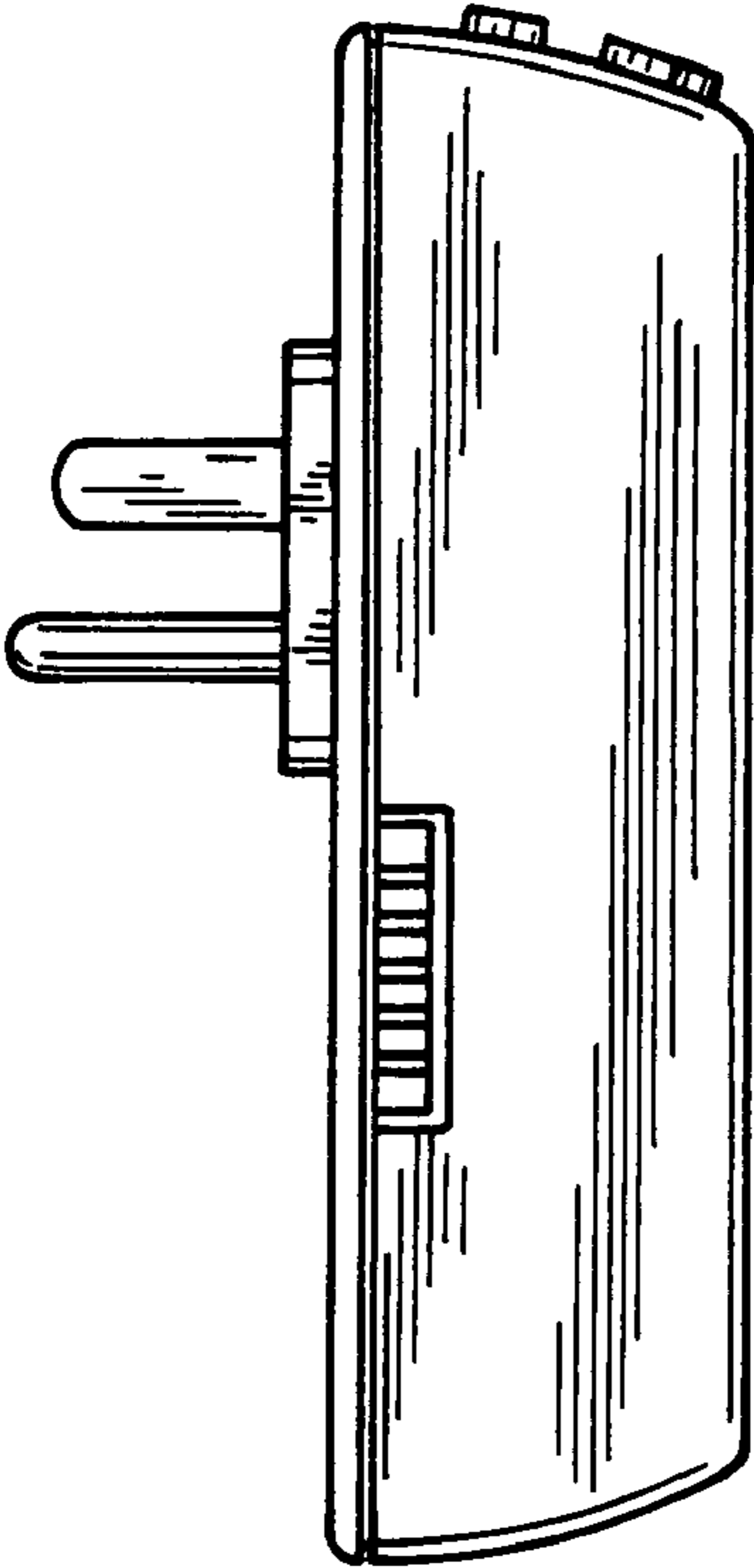


FIG. 4

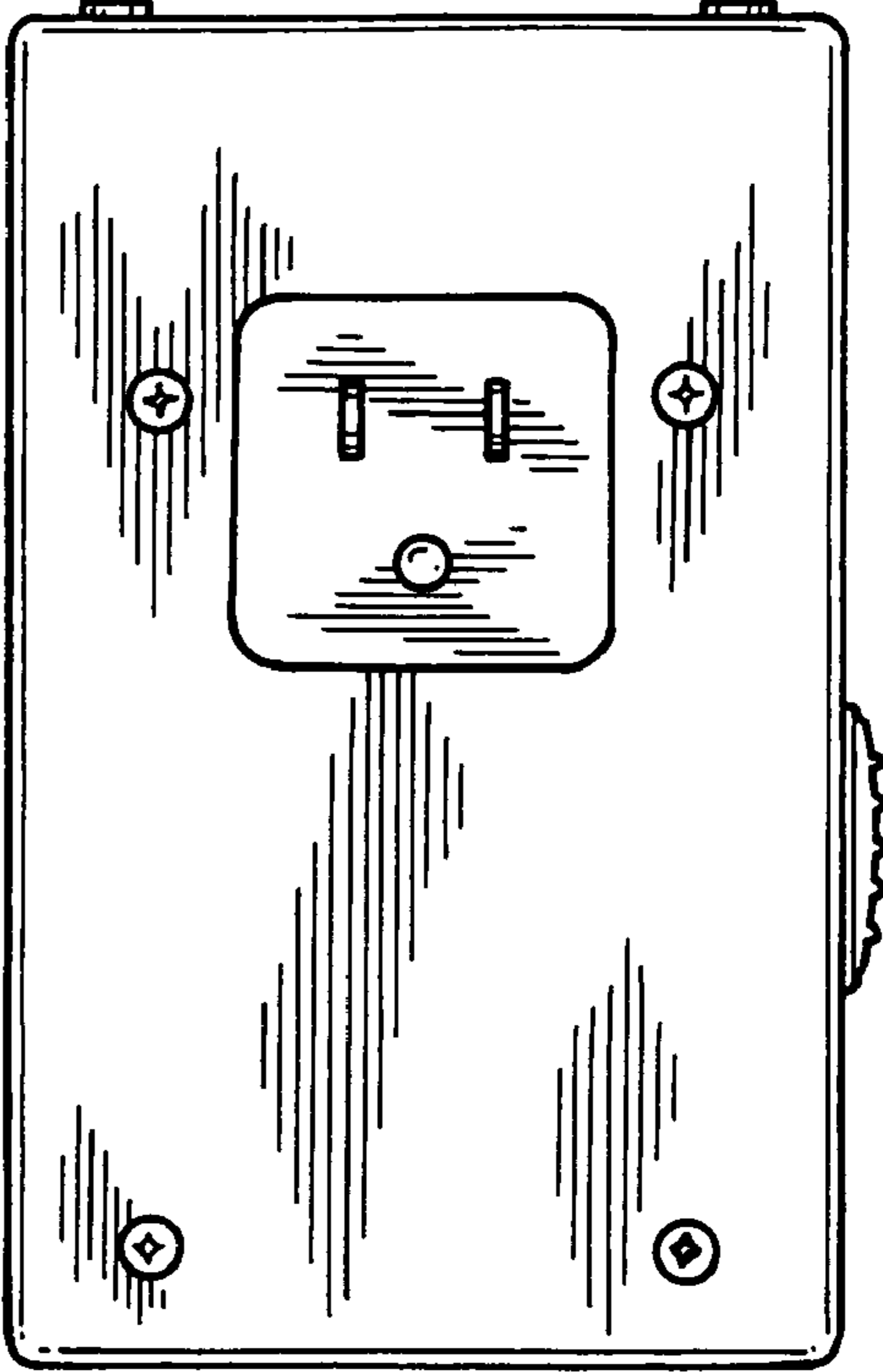


FIG. 5

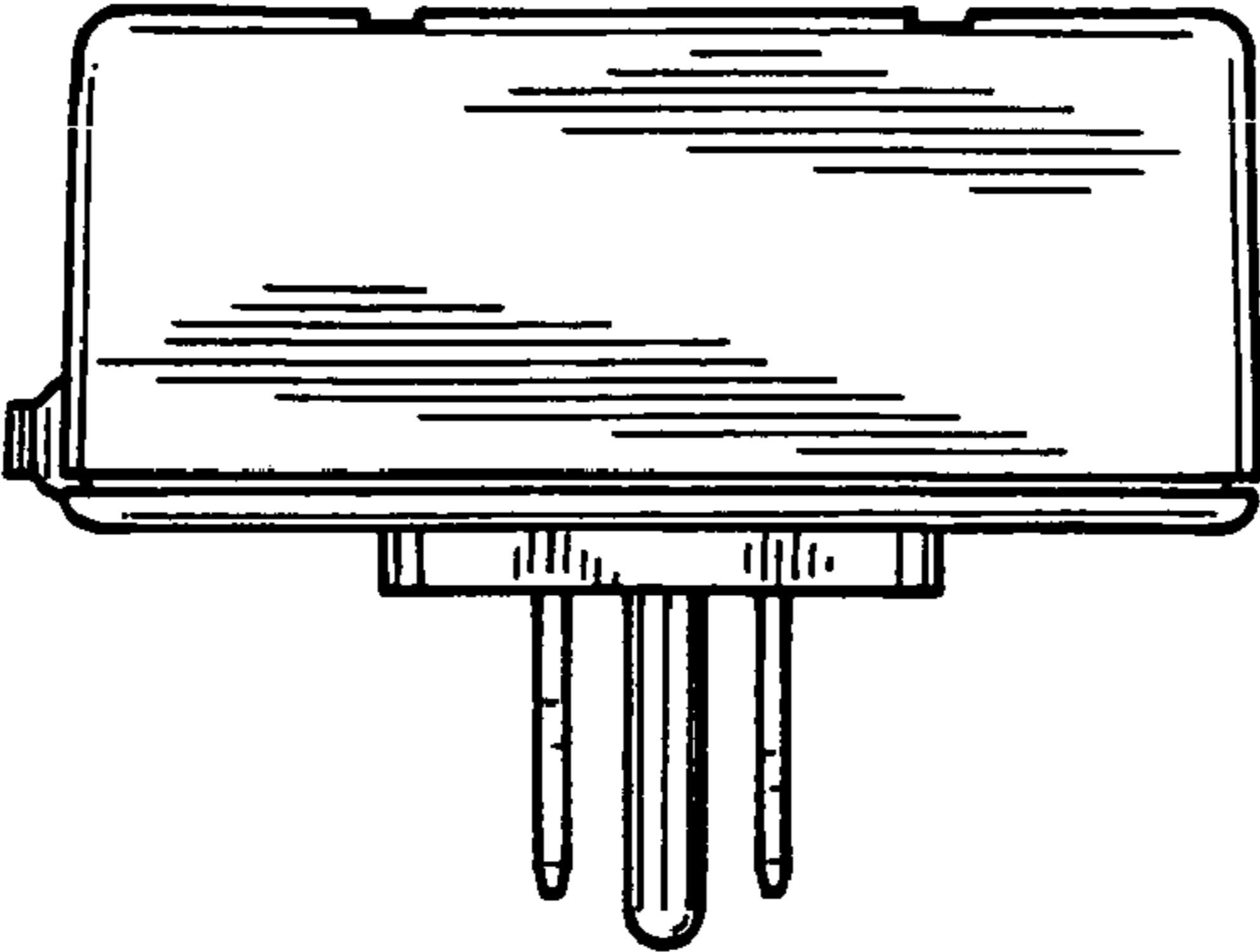


FIG. 6