



US00D620813S

(12) **United States Design Patent**
Hayek et al.

(10) **Patent No.:** **US D620,813 S**
(45) **Date of Patent:** **** Aug. 3, 2010**

(54) **WRISTWATCH**

(75) Inventors: **Nayla Hayek**, Schleinikon (CH); **Karin Aeschlimann**, La Neuveville (CH)

(73) Assignee: **The Swatch Group Management Services AG (The Swatch Group Management Services SA) (The Swatch Group Management Services Ltd)**, Biel (CH)

(**) Term: **14 Years**

(21) Appl. No.: **29/343,768**

(22) Filed: **Sep. 18, 2009**

(30) **Foreign Application Priority Data**

Mar. 18, 2009 (WO) DM/071 483

(51) **LOC (9) Cl.** **10-02**

(52) **U.S. Cl.** **D10/32**

(58) **Field of Classification Search** D10/30-39,
D10/122-126; 368/276, 277, 281, 282, 285,
368/80, 223, 228, 232; D11/3, 4, 12
See application file for complete search history.

(56) **References Cited**

U.S. PATENT DOCUMENTS

2,482,660	A	*	9/1949	Dewey	224/179
D284,951	S	*	8/1986	Chodat	D11/4
D312,593	S	*	12/1990	Bulgari	D11/4
D313,187	S	*	12/1990	Muller	D10/39
D321,485	S	*	11/1991	Bulgari	D10/32
D327,437	S	*	6/1992	Bulgari	D10/32
D327,438	S	*	6/1992	Bulgari	D10/32
D338,630	S	*	8/1993	Bichi	D11/12
D340,649	S	*	10/1993	Iwamura	D10/32
D361,022	S	*	8/1995	Hayashi	D10/32
D361,524	S	*	8/1995	Bulgari	D10/32
D361,941	S	*	9/1995	Miyazaki	D10/30
D361,943	S	*	9/1995	Hayashi	D10/32

D423,948	S	*	5/2000	Avakian	D10/32
D446,461	S	*	8/2001	Wunderman	D10/32
D456,281	S	*	4/2002	Glauser	D10/32
D456,283	S	*	4/2002	Baumann	D10/32
D461,725	S	*	8/2002	Bodino	D10/32
D472,161	S	*	3/2003	Lassigne	D10/32
D486,403	S	*	2/2004	Baumann	D10/32
D487,403	S	*	3/2004	Geockeritz et al.	D10/39
D496,296	S	*	9/2004	Nataf	D10/126
D496,591	S	*	9/2004	Yurman	D10/32
D510,708	S	*	10/2005	Ikeuchi	D10/32
D524,175	S	*	7/2006	Zanette	D10/38
D539,176	S	*	3/2007	Lillegard et al.	D10/39
D545,221	S	*	6/2007	Jorst et al.	D10/32
D565,429	S	*	4/2008	Modolo	D10/32
D578,900	S	*	10/2008	Nisembaum	D10/32
D592,977	S	*	5/2009	Furetta	D10/32

* cited by examiner

Primary Examiner—Lucy Lieberman

(74) *Attorney, Agent, or Firm*—Collen IP; Donald J. Ranft

(57) **CLAIM**

The ornamental design for wristwatch, as shown and described.

DESCRIPTION

FIG. 1 is a front view of my new, original and ornamental design for a wristwatch;

FIG. 2 is a rear view thereof;

FIG. 3 is a right side view thereof;

FIG. 4 is a left side view thereof;

FIG. 5 is a bottom view thereof;

FIG. 6 is a top view thereof; and,

FIG. 7 is a front perspective view thereof.

The broken lines in FIGS. 2 and 7 are used to show portions of the wristwatch that do not form part of the claimed design.

1 Claim, 4 Drawing Sheets



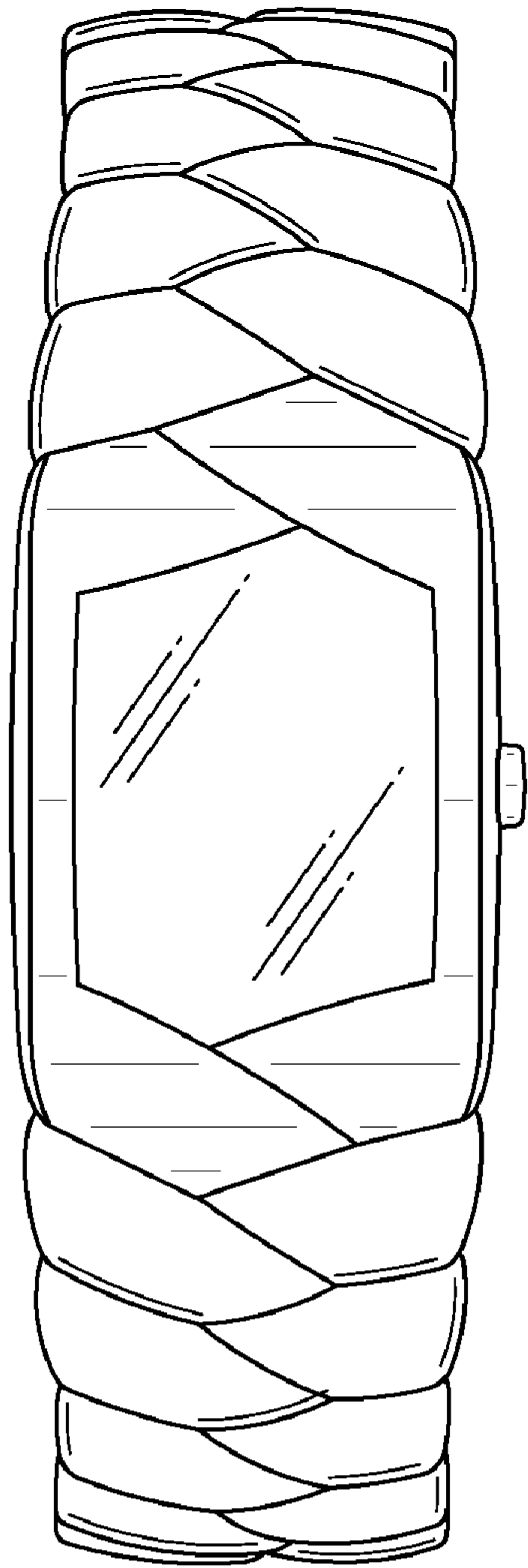


FIG. 1

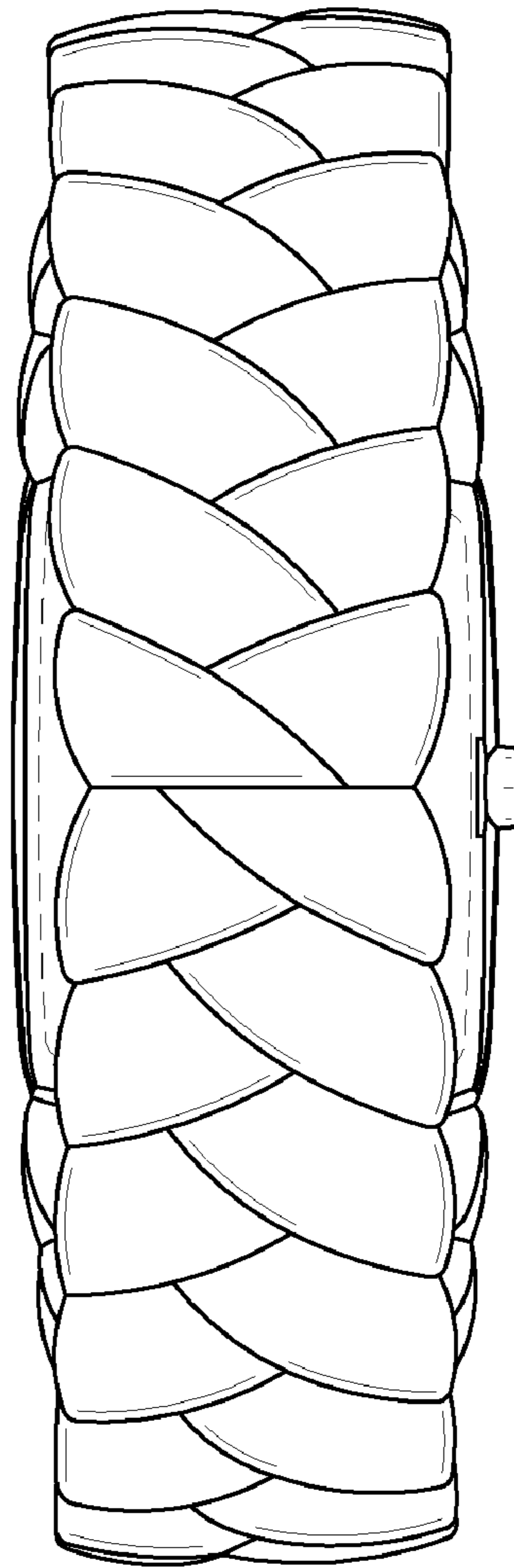


FIG. 2

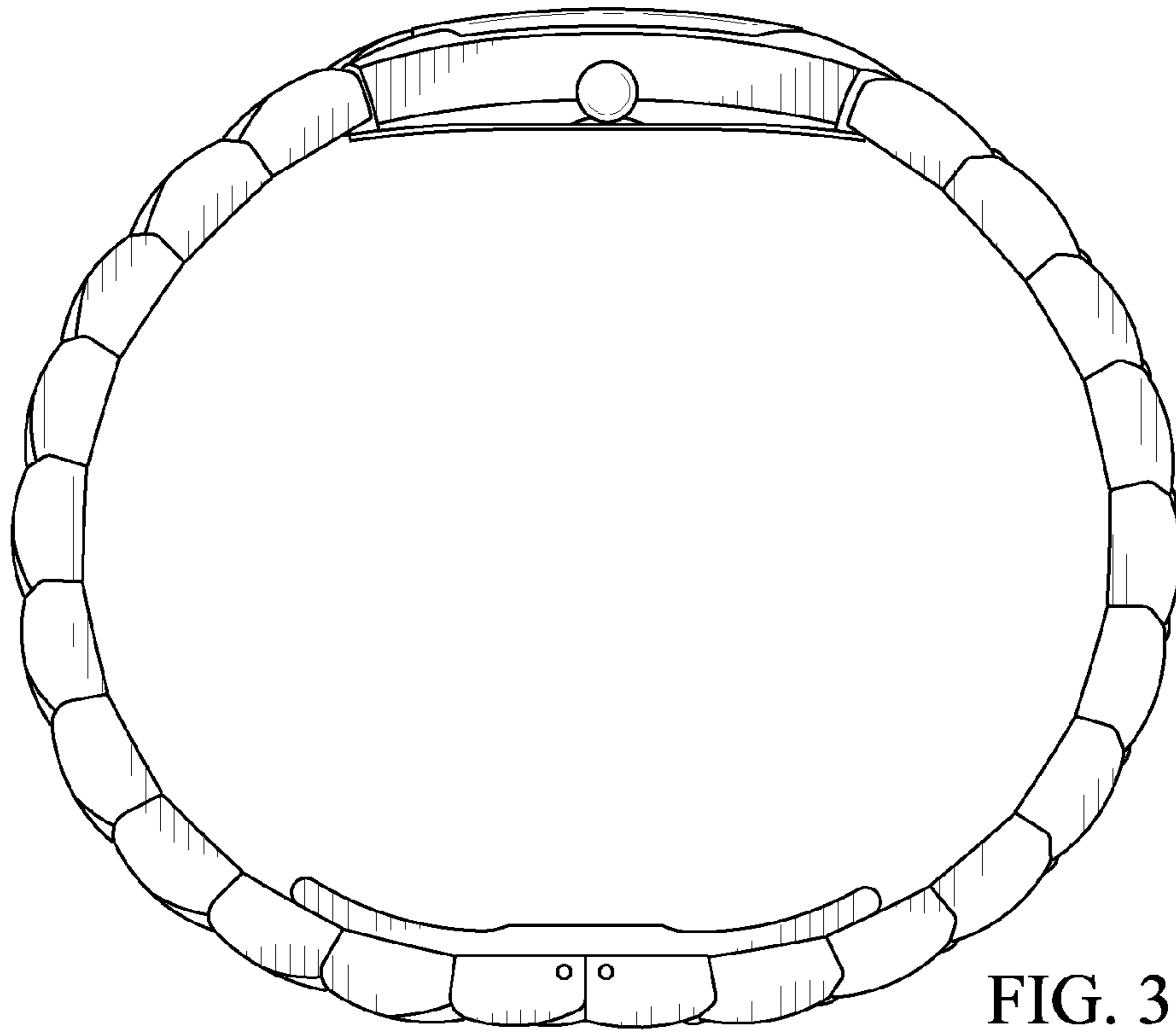


FIG. 3

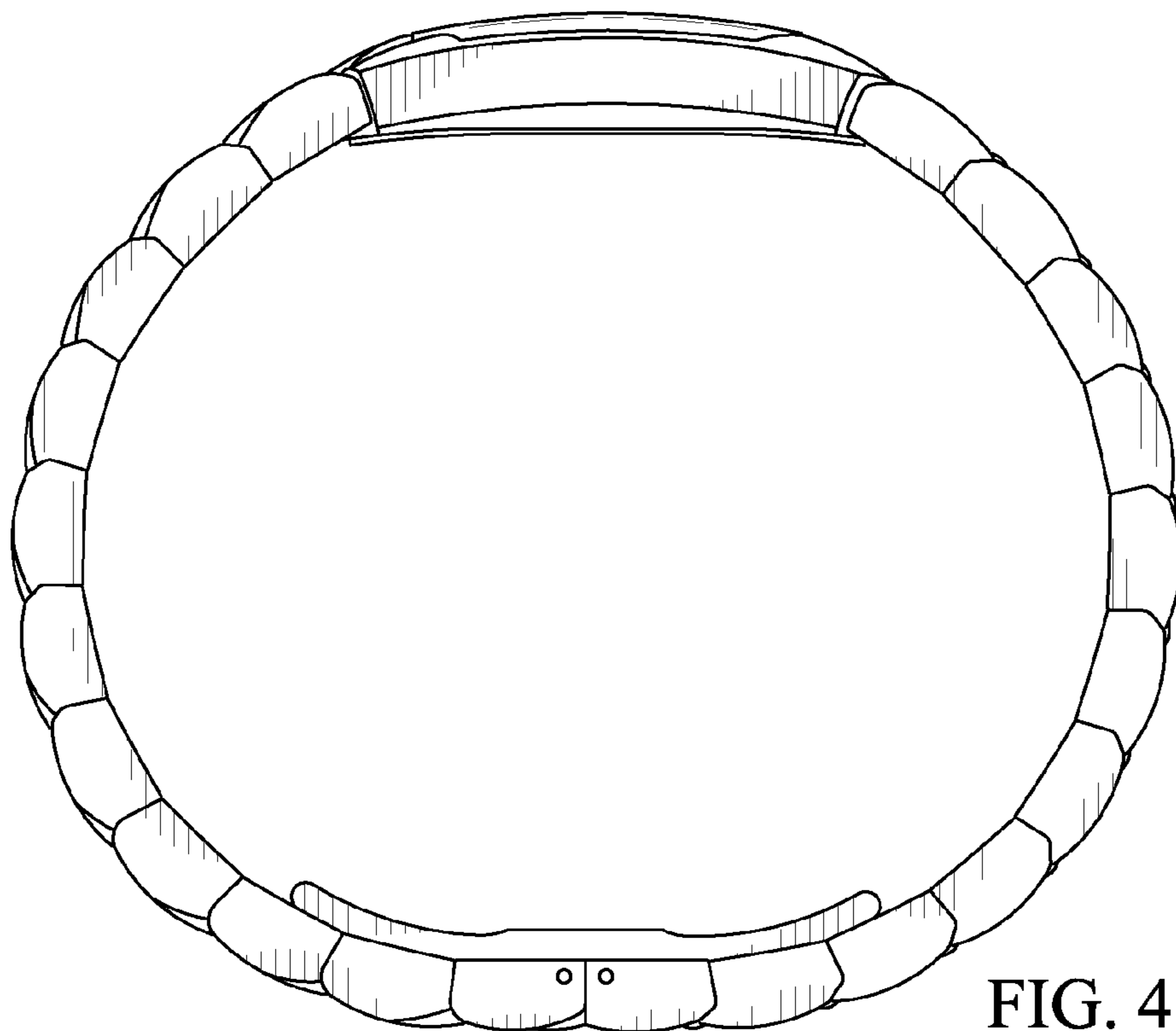


FIG. 4

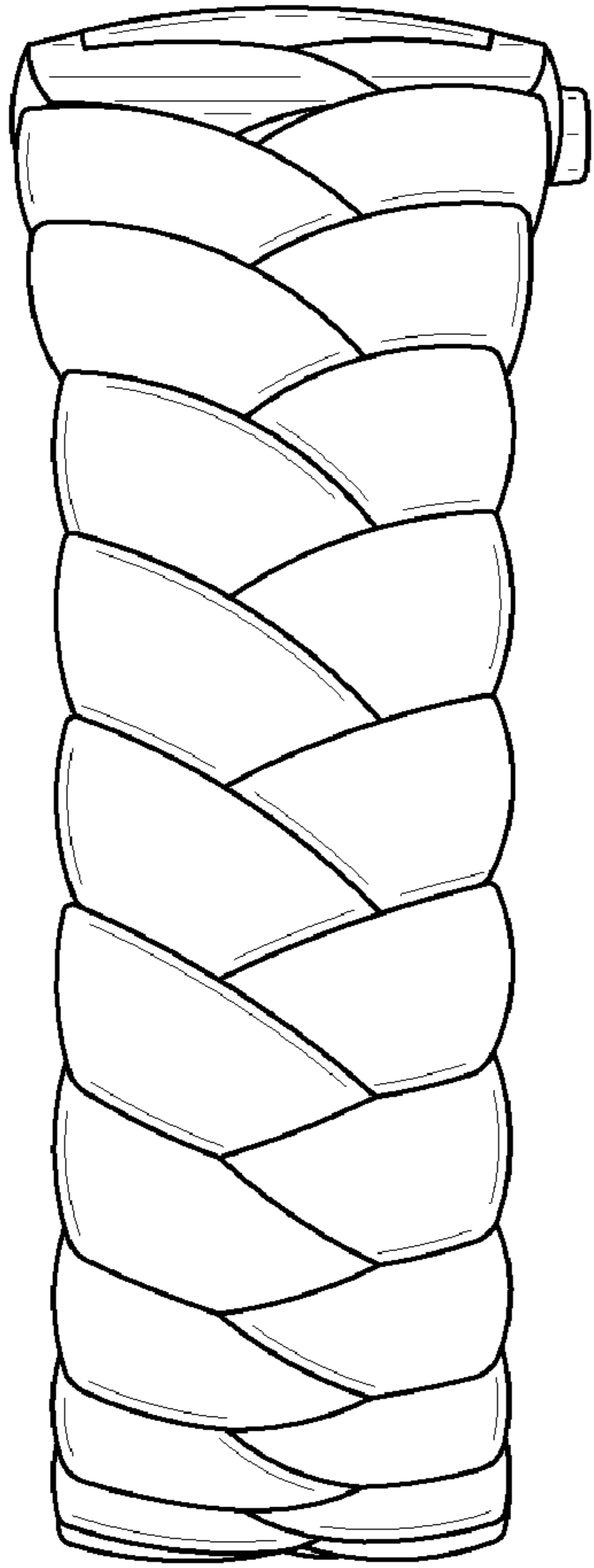


FIG. 5

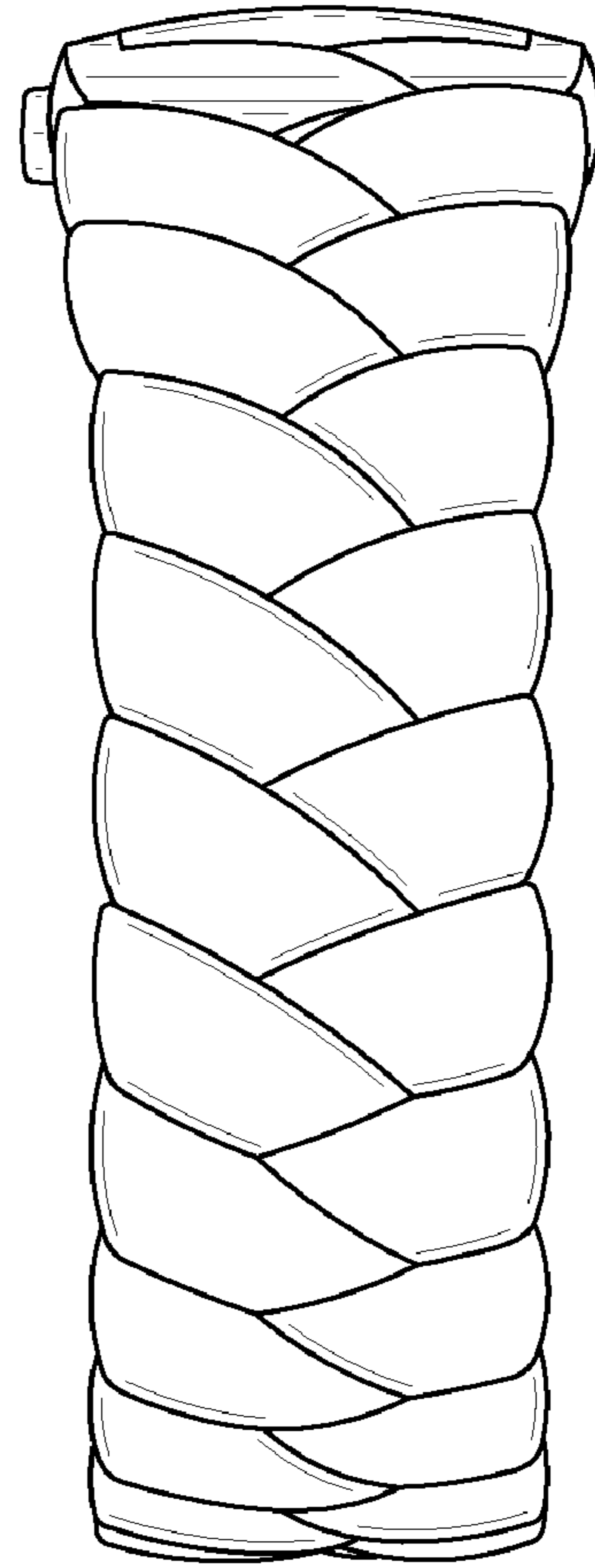


FIG. 6

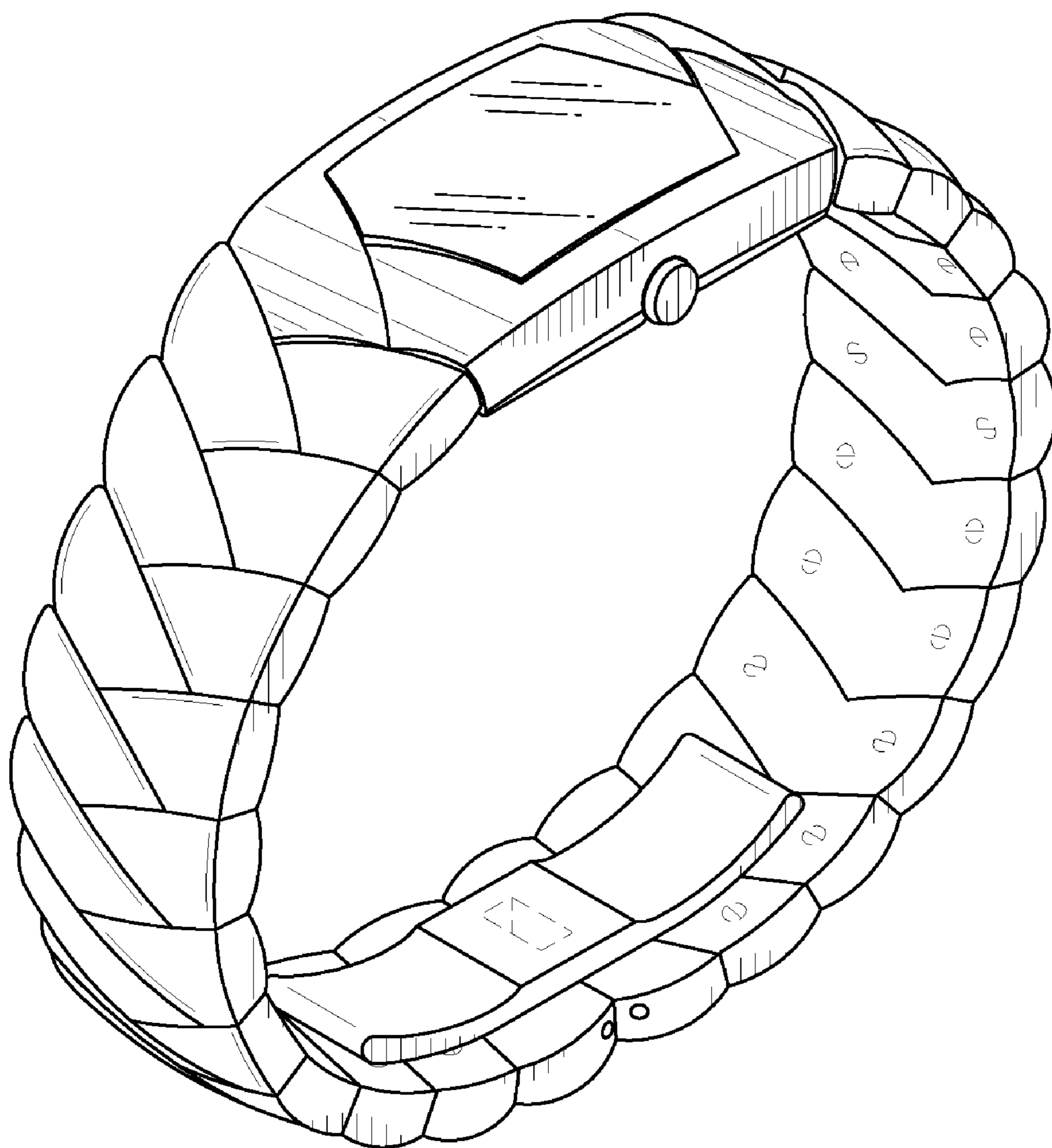


FIG. 7