



US00D620796S

(12) **United States Design Patent**  
**McEldowney et al.**

(10) **Patent No.:** **US D620,796 S**

(45) **Date of Patent:** **\*\* Aug. 3, 2010**

(54) **TAB**  
  
(75) **Inventors:** **Craig Allen McEldowney**, Russia, OH (US); **Aaron Emmanuel Carstens**, Centerville, OH (US); **Robert Joseph Will**, Maria Stein, OH (US)

(73) **Assignee:** **Stolle Machinery Company, LLC**, Centennial, CO (US)

(\*\*) **Term:** **14 Years**

(21) **Appl. No.:** **29/351,682**

(22) **Filed:** **Dec. 9, 2009**

(51) **LOC (9) Cl.** ..... **09-07**

(52) **U.S. Cl.** ..... **D9/438**

(58) **Field of Classification Search** ..... D9/456,  
D9/455, 448, 447, 445, 438, 434, 763, 772;  
D7/605, 387, 213; D3/211, 207; D23/226;  
40/307; 239/333, 331; 222/635, 631, 566,  
222/321.9, 321.8, 321.7, 320, 251; 220/915,  
220/269, 268, 258.5

See application file for complete search history.

(56) **References Cited**

**U.S. PATENT DOCUMENTS**

D209,347 S *	11/1967	Silver	.....	D9/438
D215,415 S *	9/1969	Peters et al.	.....	D9/438
D215,924 S *	11/1969	Rodden	.....	D9/438
3,499,573 A	3/1970	Adams		
D218,961 S *	10/1970	Kennedy	.....	D9/438
4,205,760 A	6/1980	Hasegawa		
4,276,993 A	7/1981	Hasegawa		
D261,867 S *	11/1981	Hasegawa	.....	D9/438
D263,567 S *	3/1982	Hasegawa	.....	D9/438
D289,017 S	3/1987	Spangler et al.		
D296,990 S	8/1988	Juty		
D332,402 S	1/1993	Harwood et al.		

D382,481 S *	8/1997	McEldowney	.....	D9/438
D390,463 S	2/1998	Harrold et al.		
D396,635 S *	8/1998	McEldowney	.....	D9/438
D397,296 S *	8/1998	McEldowney et al.	.....	D9/438
5,967,726 A *	10/1999	Turner et al.	.....	413/25
D419,873 S	2/2000	Piccione		
6,026,971 A	2/2000	Lundgren		
6,575,325 B2	6/2003	Dickie et al.		
D523,332 S	6/2006	McEldowney et al.		
7,677,404 B2 *	3/2010	McEldowney et al.	.....	220/269
2003/0132230 A1	7/2003	Gitelman et al.		
2007/0039961 A1	2/2007	McEldowney et al.		

**FOREIGN PATENT DOCUMENTS**

EP	0 945 355 A2	9/1999
JP	2000-128167	5/2000
JP	2003-128062	5/2003
WO	WO 01 28875 A1	4/2001

\* cited by examiner

*Primary Examiner*—Susan Bennett Hattan

(74) *Attorney, Agent, or Firm*—Eckert Seamans Cherin & Mellott, LLC; Grant E. Coffield, Esq.

(57) **CLAIM**

The ornamental design for a tab, as shown and described.

**DESCRIPTION**

FIG. 1 is an isometric view of a tab, in accordance with the invention;

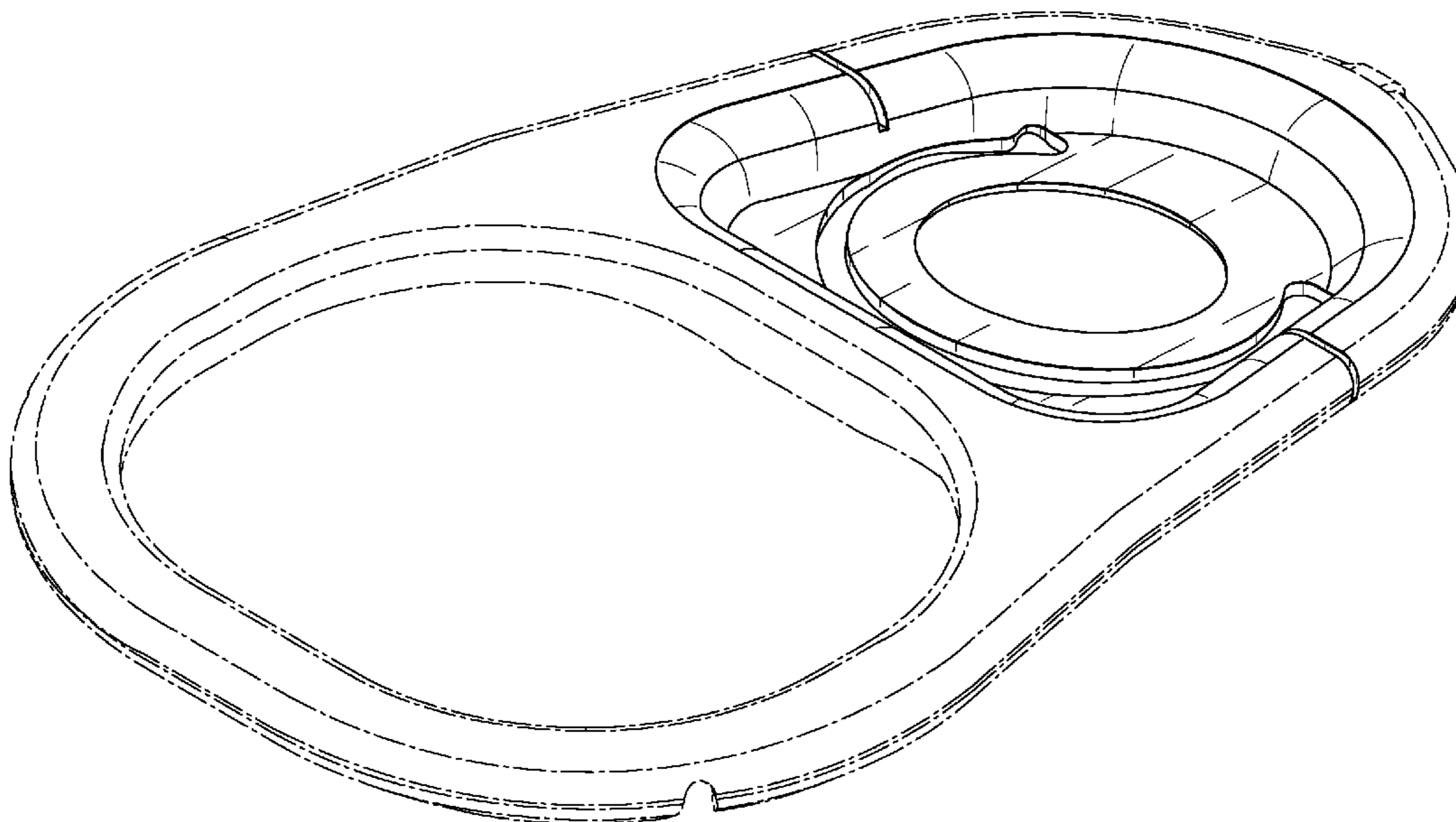
FIG. 2 is a top plan view of the tab of FIG. 1;

FIG. 3 is a bottom plan view of the tab of FIG. 1; and,

FIG. 4 is a side elevation view of the tab of FIG. 1.

The broken lines showing the perimeter, the nose and the finger hole of the tab depict environmental subject matter only and form no part of the claimed design.

**1 Claim, 4 Drawing Sheets**



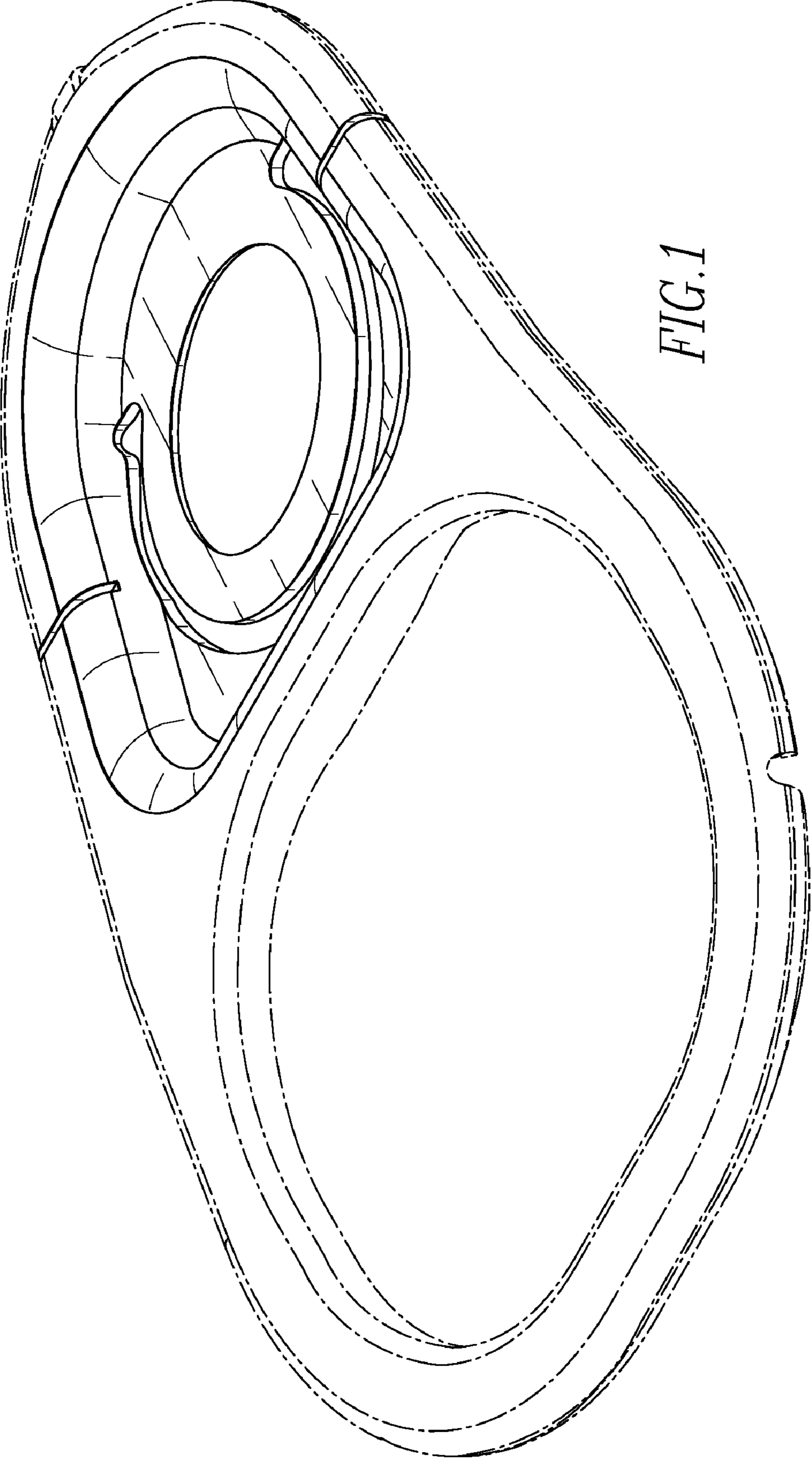


FIG.1

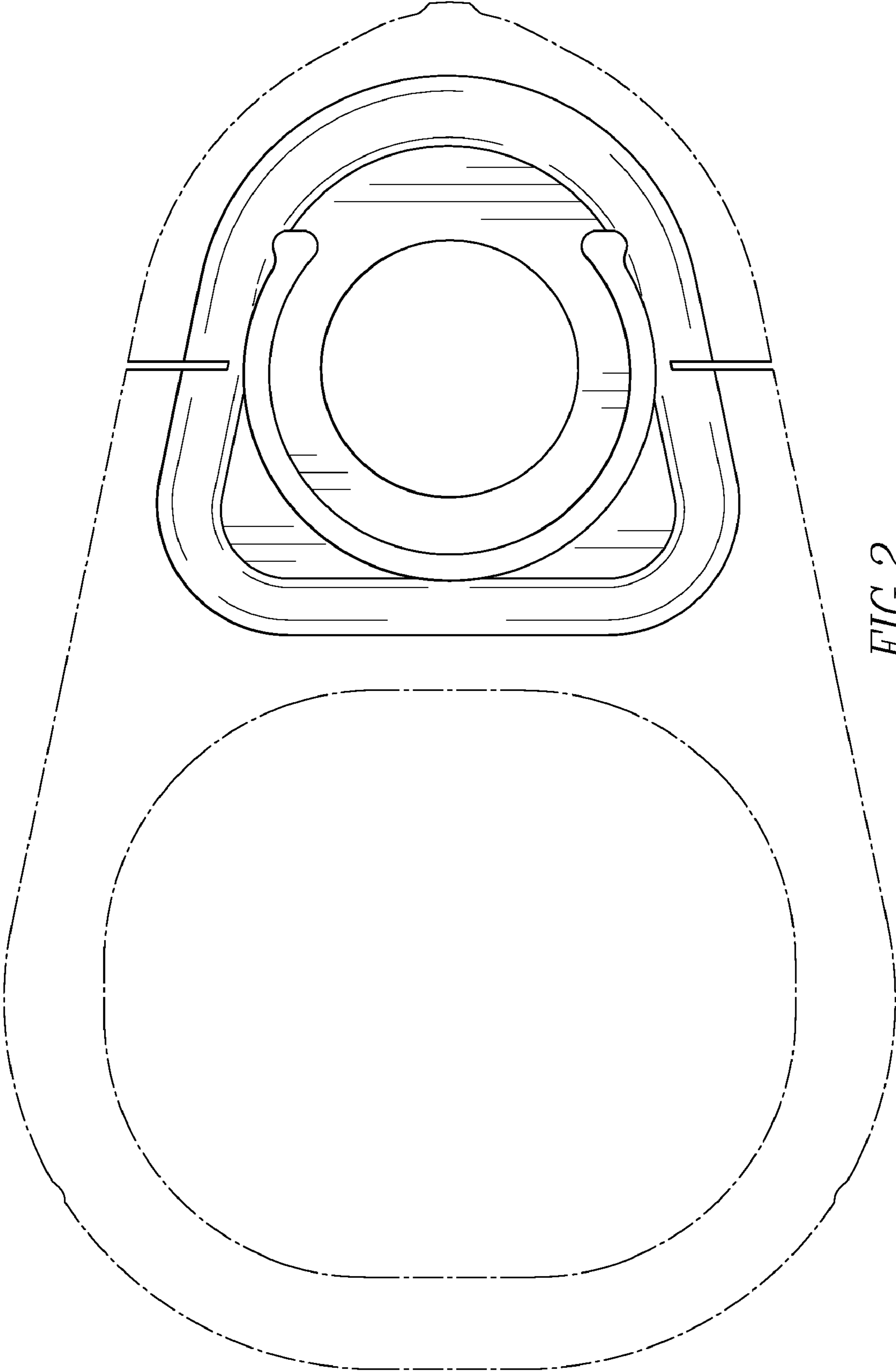


FIG. 2

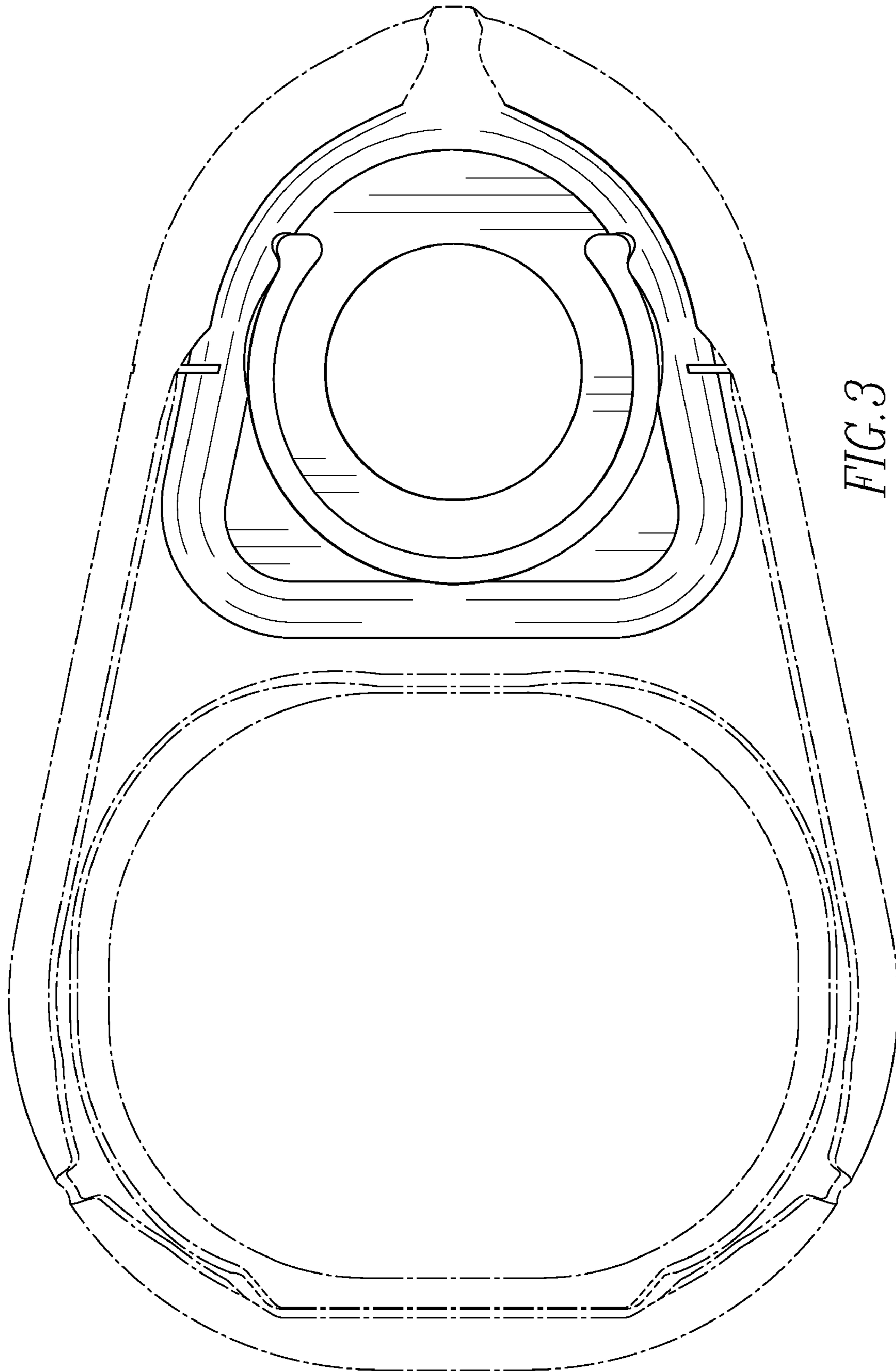


FIG. 3

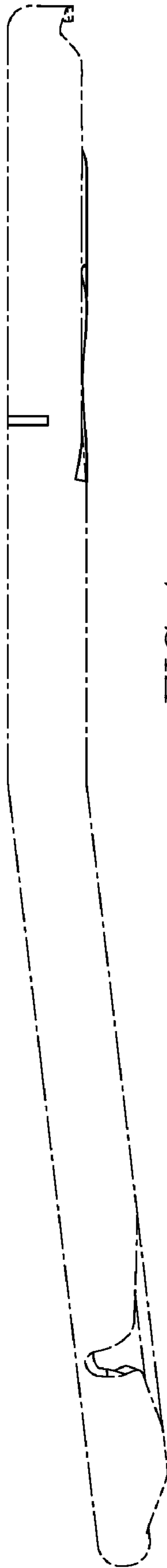


FIG. 4