



US00D620794S

(12) **United States Design Patent**
Kohno

(10) **Patent No.:** **US D620,794 S**
(45) **Date of Patent:** **** Aug. 3, 2010**

(54) **PACKING BOX**

(75) Inventor: **Masaru Kohno**, Kobe (JP)

(73) Assignee: **SRI Sports Ltd.**, Kobe (JP)

(**) Term: **14 Years**

(21) Appl. No.: **29/332,852**

(22) Filed: **Feb. 26, 2009**

(51) **LOC (9) Cl.** **09-03**

(52) **U.S. Cl.** **D9/432**

(58) **Field of Classification Search** D9/430-433,
D9/414, 418, 420-424; D3/272; 206/267,
206/269, 270, 273, 299, 737, 740, 822; 229/100,
229/101, 101.3, 106, 108-112, 114-117,
229/117.05-117.09, 117.24-117.26, 221,
229/222, 227, 902, 939, 941, 942; D5/58,
D5/59

See application file for complete search history.

(56) **References Cited**

U.S. PATENT DOCUMENTS

1,041,552	A *	10/1912	Wokoun	206/740
1,547,967	A *	7/1925	Shilhan	446/388
2,007,421	A *	7/1935	Coughlin	446/488
2,954,838	A *	10/1960	Nuorivaara	181/290
3,042,562	A *	7/1962	Peterson	428/98
D219,135	S *	11/1970	Horblitt	D9/418
3,544,419	A *	12/1970	George	428/133
3,712,706	A *	1/1973	Stamm	359/531
3,831,503	A *	8/1974	Tranquillitsky	493/399
3,898,943	A *	8/1975	Braden et al.	112/475.08
3,992,724	A *	11/1976	Bosler	2/173
4,095,386	A *	6/1978	Johnson	52/575
4,142,321	A *	3/1979	Coppa	446/488
4,323,244	A *	4/1982	Busing	273/155

4,517,251	A *	5/1985	Mosely	428/542.8
4,965,106	A *	10/1990	DeChristopher	428/34.2
5,418,020	A *	5/1995	Crane	428/12
D368,031	S *	3/1996	Chahed	D9/432
5,651,715	A *	7/1997	Shedelbower	446/137
D411,740	S *	6/1999	Kim	D9/658
7,194,970	B2 *	3/2007	Srebro	112/475.08
D551,547	S *	9/2007	Wachendorf et al.	D9/432
7,438,183	B2 *	10/2008	Focke et al.	206/268
D591,618	S *	5/2009	Keberlein et al.	D9/756
D604,603	S *	11/2009	Kohno	D9/418
2005/0233035	A1 *	10/2005	Smith	426/118

* cited by examiner

Primary Examiner—Robert M Spear

Assistant Examiner—Karen Acker

(74) *Attorney, Agent, or Firm*—Birch, Stewart, Kolasch & Birch, LLP

(57) **CLAIM**

The ornamental design for a packing box, as shown and described.

DESCRIPTION

FIG. 1 is a perspective view of a packing box;

FIG. 2 is a front view thereof;

FIG. 3 is a rear view thereof;

FIG. 4 is a left side view thereof;

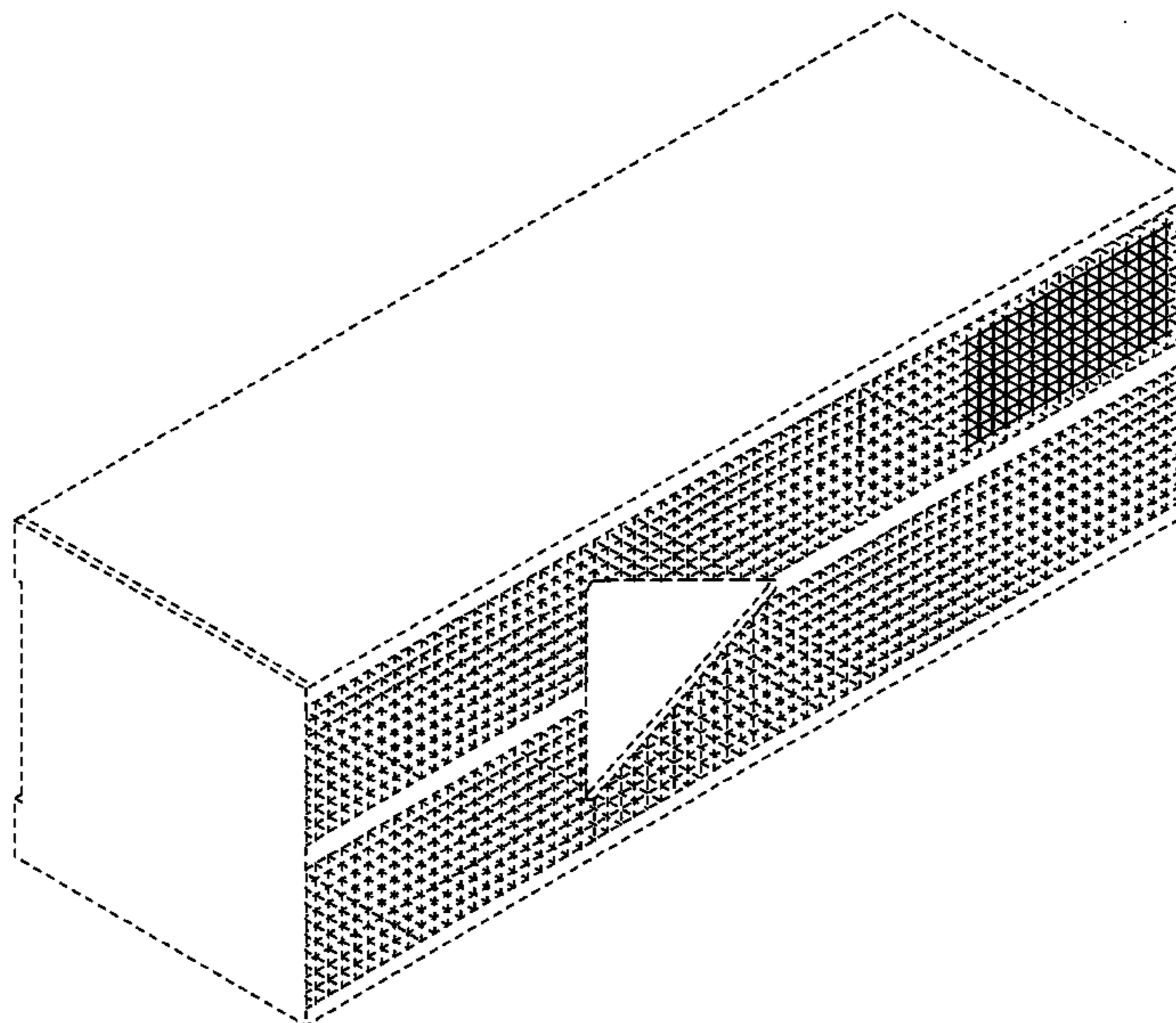
FIG. 5 is a right side view thereof; and

FIG. 6 is a top view thereof, the opposite side being a mirror image of the side shown herein; and,

FIG. 7 is an enlarged detail view of the lower side of FIG. 2.

The portion shown by broken lines is for illustrative purposes only and forms no part of the claimed design.

1 Claim, 6 Drawing Sheets



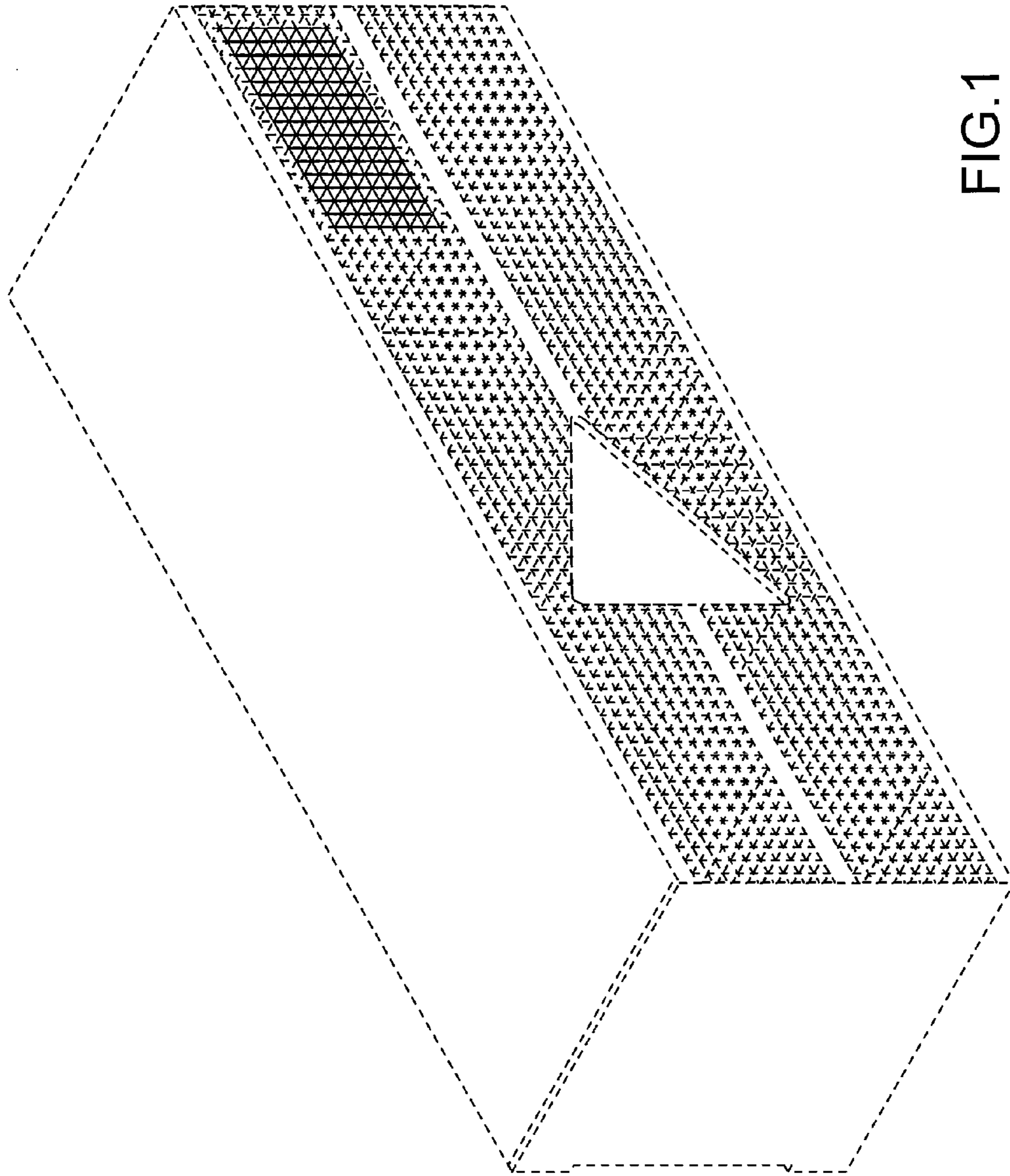


FIG.1




FIG. 2




FIG.3




FIG.5




FIG.4




FIG. 6

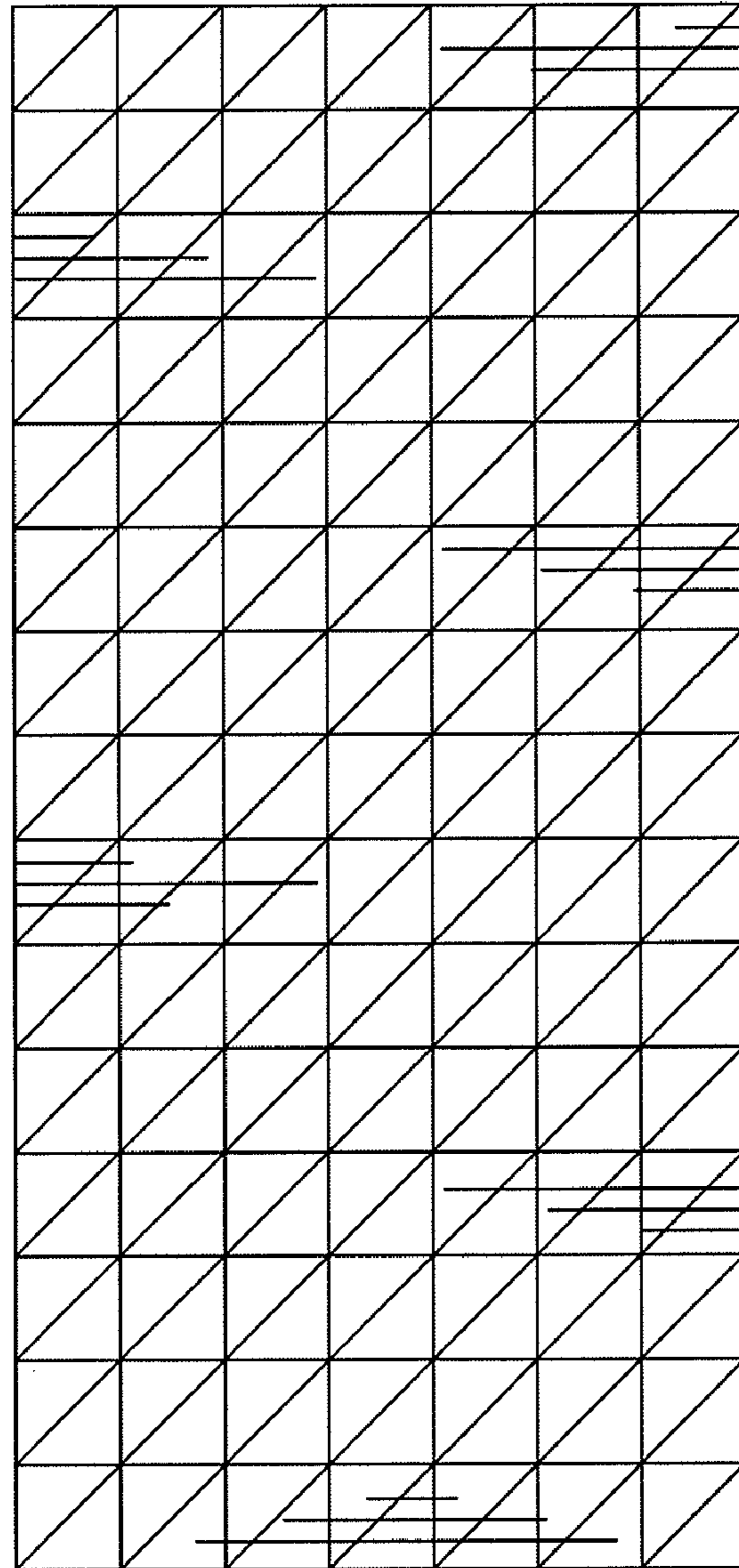


FIG. 7