



US00D620768S

(12) **United States Design Patent**
Jossem

(10) **Patent No.:** **US D620,768 S**
(45) **Date of Patent:** **** Aug. 3, 2010**

(54) **KITCHEN UTENSIL**

(75) Inventor: **Adam A. Jossem**, Seattle, WA (US)

(73) Assignee: **Chef'n Corporation**, Seattle, WA (US)

(**) Term: **14 Years**

(21) Appl. No.: **29/351,660**

(22) Filed: **Dec. 9, 2009**

Related U.S. Application Data

(62) Division of application No. 29/323,149, filed on Aug. 19, 2008.

(51) **LOC (9) Cl.** **07-02**

(52) **U.S. Cl.** **D7/688**

(58) **Field of Classification Search** D7/669,
D7/368, 680-696; D32/46, 48, 49; 416/231 A,
416/231 R; 15/236.01, 236.07, 245.1; 294/1.1,
294/7, 8; 366/129

See application file for complete search history.

(56) **References Cited**

U.S. PATENT DOCUMENTS

D53,588 S	7/1919	Grasberger	
D77,900 S	3/1929	Lawson	
D174,607 S	5/1955	Anderson	
D181,796 S *	12/1957	Jones	D7/662
D198,982 S *	8/1964	Marcus	D7/692
3,795,062 A	3/1974	Lamb	
3,804,450 A *	4/1974	Guenzel	294/51
D254,935 S	5/1980	Staudinger	
D265,601 S *	7/1982	Olsson	D32/49
4,350,445 A *	9/1982	Olsson	366/343
D269,060 S	5/1983	Creamer	
4,425,711 A	1/1984	Wood et al.	
D272,661 S	2/1984	Cutler	
D283,668 S	5/1986	Dilot	
D288,893 S	3/1987	Epstein	
D298,721 S	11/1988	Rea, Sr.	
D300,000 S	2/1989	Reinhardt	
D307,331 S	4/1990	Pflieger	
4,969,268 A	11/1990	Kelly, III	

5,014,434 A	5/1991	Skerker et al.	
D326,033 S *	5/1992	Friederichs	D7/653
D331,686 S	12/1992	Persson	
D342,872 S	1/1994	Kanerva	
D360,561 S *	7/1995	Littledeer	D7/688
D363,004 S	10/1995	Popek	
D363,861 S *	11/1995	Slater	D7/688
5,491,869 A	2/1996	Sullivan et al.	
D375,353 S	11/1996	Wolff	
D376,049 S	12/1996	Harris et al.	
D387,629 S	12/1997	Thierry	
D388,286 S *	12/1997	Fox	D7/653
D395,789 S	7/1998	Dodane	
D396,613 S	8/1998	Cousins	
D422,858 S	4/2000	Moore	
D423,712 S	4/2000	Aoki et al.	
D447,912 S	9/2001	Veltri et al.	
D458,090 S	6/2002	Veltri et al.	
D464,536 S	10/2002	Veltri et al.	

(Continued)

Primary Examiner—Terry A Wallace
(74) *Attorney, Agent, or Firm*—Seed IP Law Group PLLC

(57) **CLAIM**

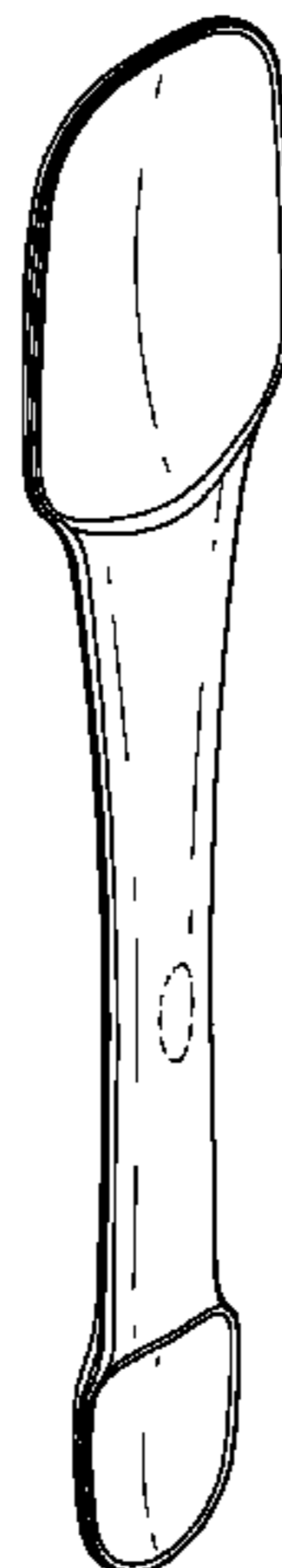
The ornamental design for a kitchen utensil, as shown and described.

DESCRIPTION

FIG. 1 is an isometric view of a kitchen utensil showing my new design.
FIG. 2 is a front elevation view thereof.
FIG. 3 is a rear elevation view thereof.
FIG. 4 is a right side elevation view thereof.
FIG. 5 is a left side elevation view thereof.
FIG. 6 is a bottom plan view thereof; and,
FIG. 7 is a top plan view thereof.

The broken lines in the figures are for illustrative purposes only and form no part of the claimed design.

1 Claim, 4 Drawing Sheets



US D620,768 S

Page 2

U.S. PATENT DOCUMENTS

D469,322 S	1/2003	Jorgensen				
D481,912 S	11/2003	Jorgensen				
D484,424 S	12/2003	Jorgensen				
D487,942 S	3/2004	Hiroi				
D488,394 S	4/2004	Overthun et al.				
D491,419 S *	6/2004	White et al.	D7/653			
D496,230 S	9/2004	Germany				
D496,231 S	9/2004	Germany				
				D498,989 S	11/2004	White et al.
				6,938,523 B1	9/2005	Farrey
				D514,403 S	2/2006	Wolf
				D516,392 S *	3/2006	de Vries D7/688
				D521,244 S	5/2006	Germany
				D541,599 S	5/2007	Quattromani
				D575,101 S	8/2008	Germany
				D587,537 S *	3/2009	Vendl et al. D7/688

* cited by examiner

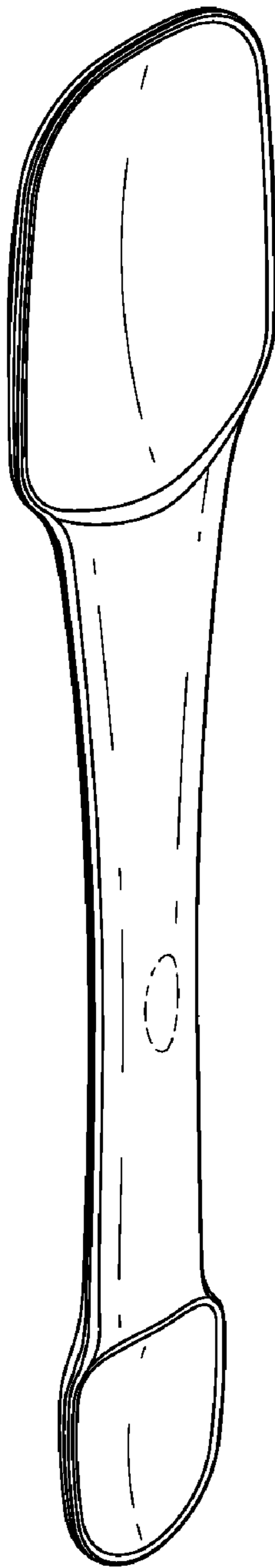


FIG. 1

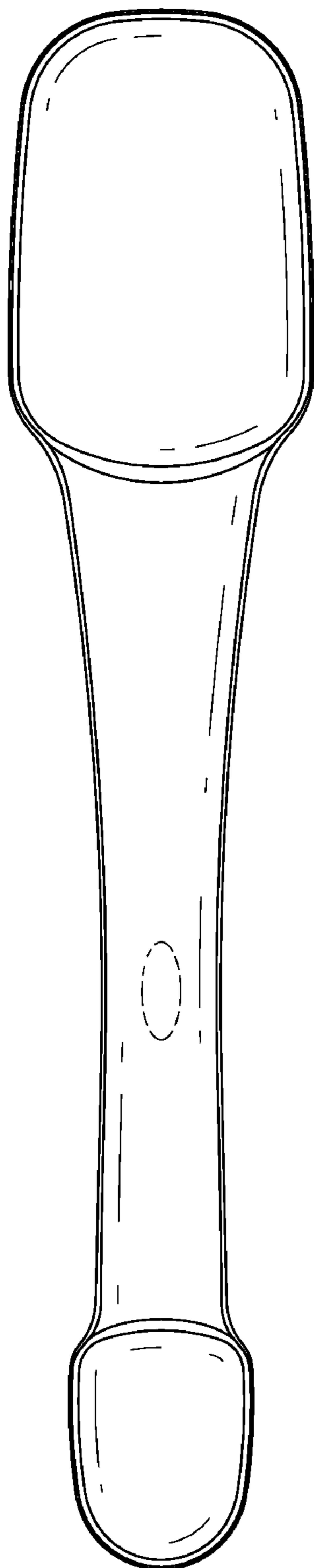


FIG. 2

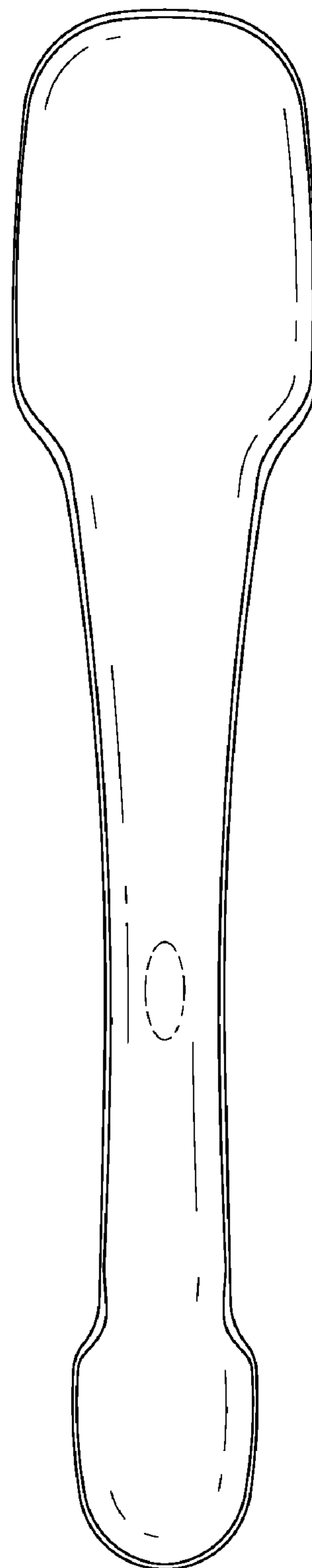


FIG. 3




FIG. 4

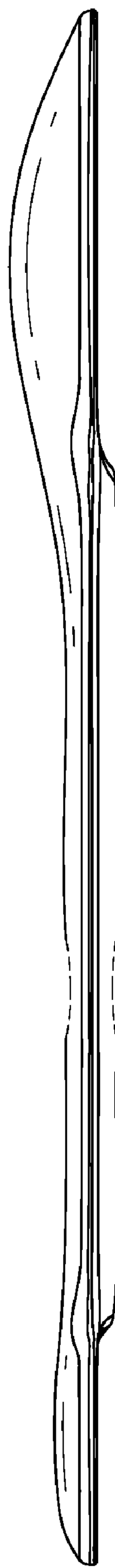


FIG. 5



FIG. 6



FIG. 7