

US00D620761S

(12) **United States Design Patent**  
**Boudreau**

(10) **Patent No.:** **US D620,761 S**

(45) **Date of Patent:** **\*\* Aug. 3, 2010**

(54) **BARBEQUE TRAY**

(76) **Inventor:** **Joseph Boudreau**, P.O. Box 15359, San Luis Obispo, CA (US) 93406

(\*\*) **Term:** **14 Years**

(21) **Appl. No.:** **29/356,042**

(22) **Filed:** **Feb. 18, 2010**

(51) **LOC (9) Cl.** ..... **07-01**

(52) **U.S. Cl.** ..... **D7/549; D7/554.3**

(58) **Field of Classification Search** ..... D7/587,  
D7/545, 546, 553.6, 555, 566, 500, 549, 554.2,  
D7/586, 548, 554.3; D9/430-433; 206/821,  
206/822, 561, 538, 562, 525; 220/23.83,  
220/574, 575, 23.8, 23.86  
See application file for complete search history.

(56) **References Cited**

**U.S. PATENT DOCUMENTS**

D145,764 S *	10/1946	Zelov	.....	D7/549
D171,104 S *	12/1953	Randall	.....	D7/549
D308,461 S *	8/1974	Christian et al.	.....	D7/586
D322,197 S *	8/1982	Pickard	.....	D7/545
4,516,685 A *	5/1985	French	.....	220/23.83
4,966,297 A *	10/1990	Doty	.....	220/23.83
5,419,455 A *	5/1995	Russeau	.....	220/575
5,551,593 A *	9/1996	Wiens	.....	220/575
D366,598 S *	7/2001	Littlejohn et al.	.....	D7/586
6,502,733 B1 *	1/2003	Gebhardt et al.	.....	220/23.86
D388,661 S *	6/2004	Levien	.....	D7/554.2

D392,156 S *	8/2004	Wiedmeyer et al.	.....	D7/543
D430,457 S *	8/2004	Rutter et al.	.....	D7/543
D436,495 S *	11/2004	Smith et al.	.....	D7/543
D453,891 S *	12/2004	Wiedmeyer et al.	.....	D7/545
D455,316 S *	2/2006	Vendl et al.	.....	D7/545
D472,767 S *	7/2006	Vendl et al.	.....	D7/545
D519,787 S *	6/2008	Luft	.....	D7/566
D575,988 S *	6/2008	Gartz et al.	.....	D7/545
D600,502 S *	4/2009	Simon et al.	.....	D7/545

\* cited by examiner

*Primary Examiner*—Charles A Rademaker

(74) *Attorney, Agent, or Firm*—Scott D. Swanson; Frank J. Dykas; Dykas, Shaver & Nipper, LLP

(57) **CLAIM**

The ornamental design for a barbecue tray, as shown and described.

**DESCRIPTION**

FIG. 1 is a perspective view of a barbecue tray showing my new design;

FIG. 2 is a top plan view, of the barbecue tray;

FIG. 3 is a first side view of the barbecue tray;

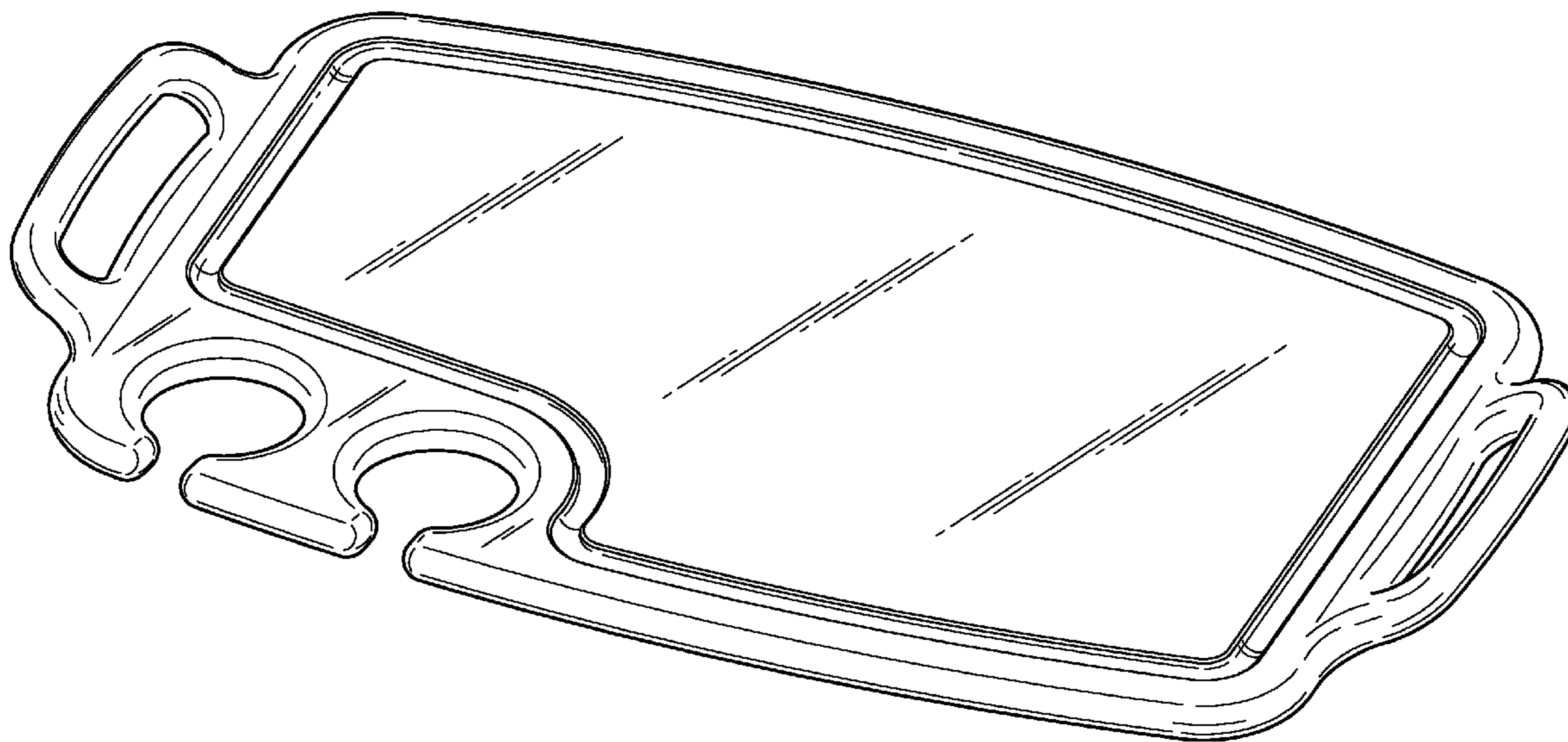
FIG. 4 is a second side view of the barbecue tray;

FIG. 5 is a third side view of the barbecue tray;

FIG. 6 is a fourth side view of the barbecue tray; and,

FIG. 7 is a bottom view of the barbecue tray.

**1 Claim, 3 Drawing Sheets**



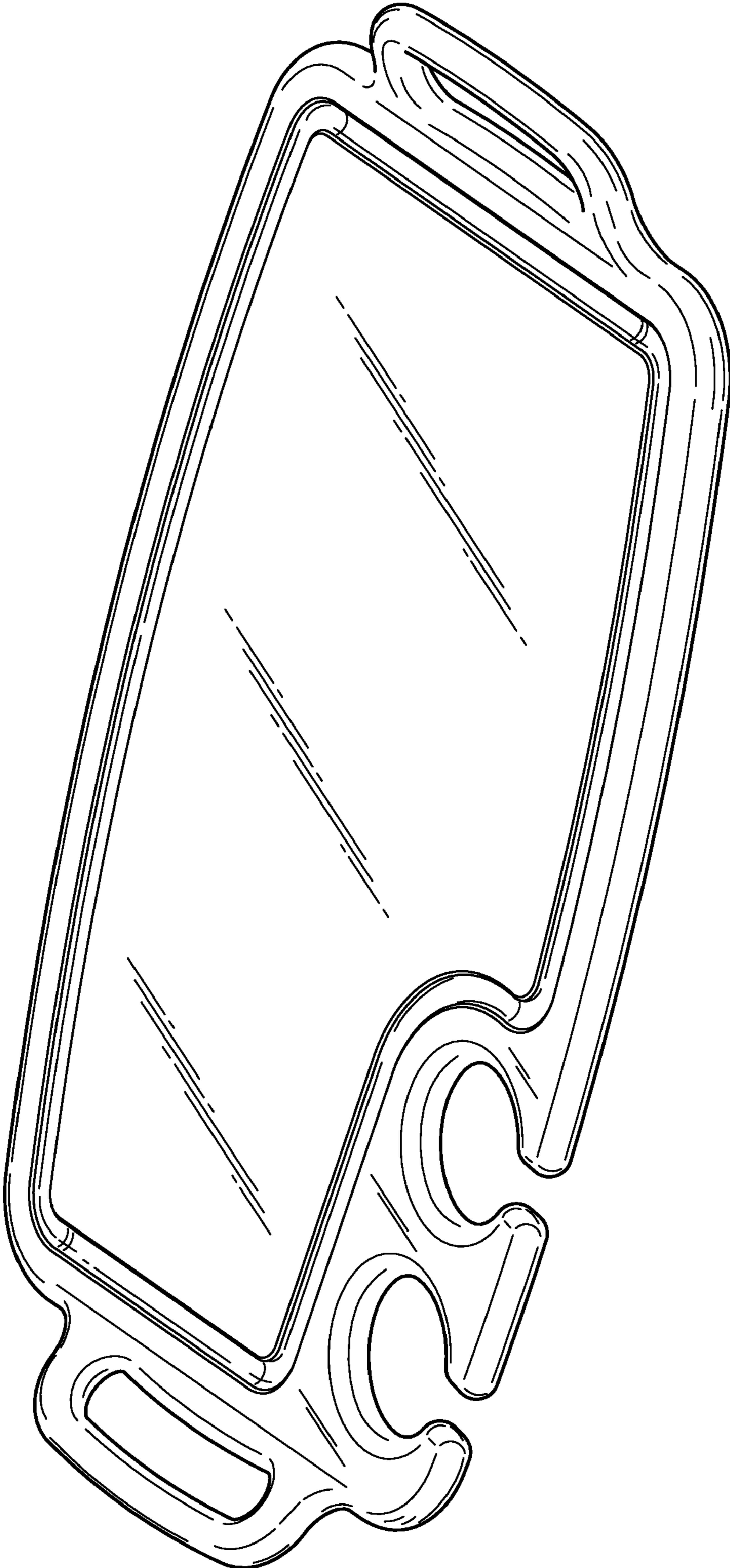


FIG. 1

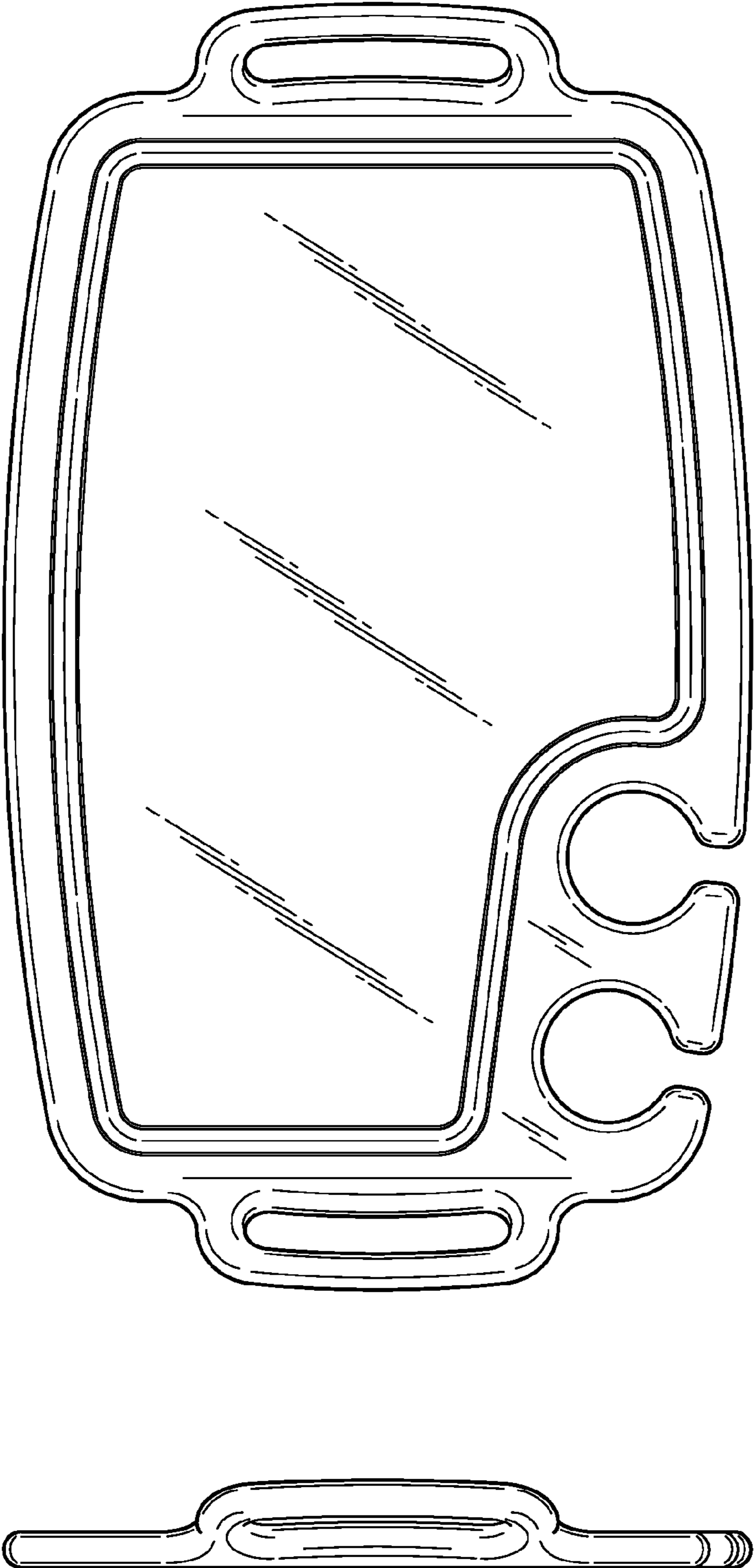


FIG. 2

FIG. 5




FIG. 3



FIG. 4

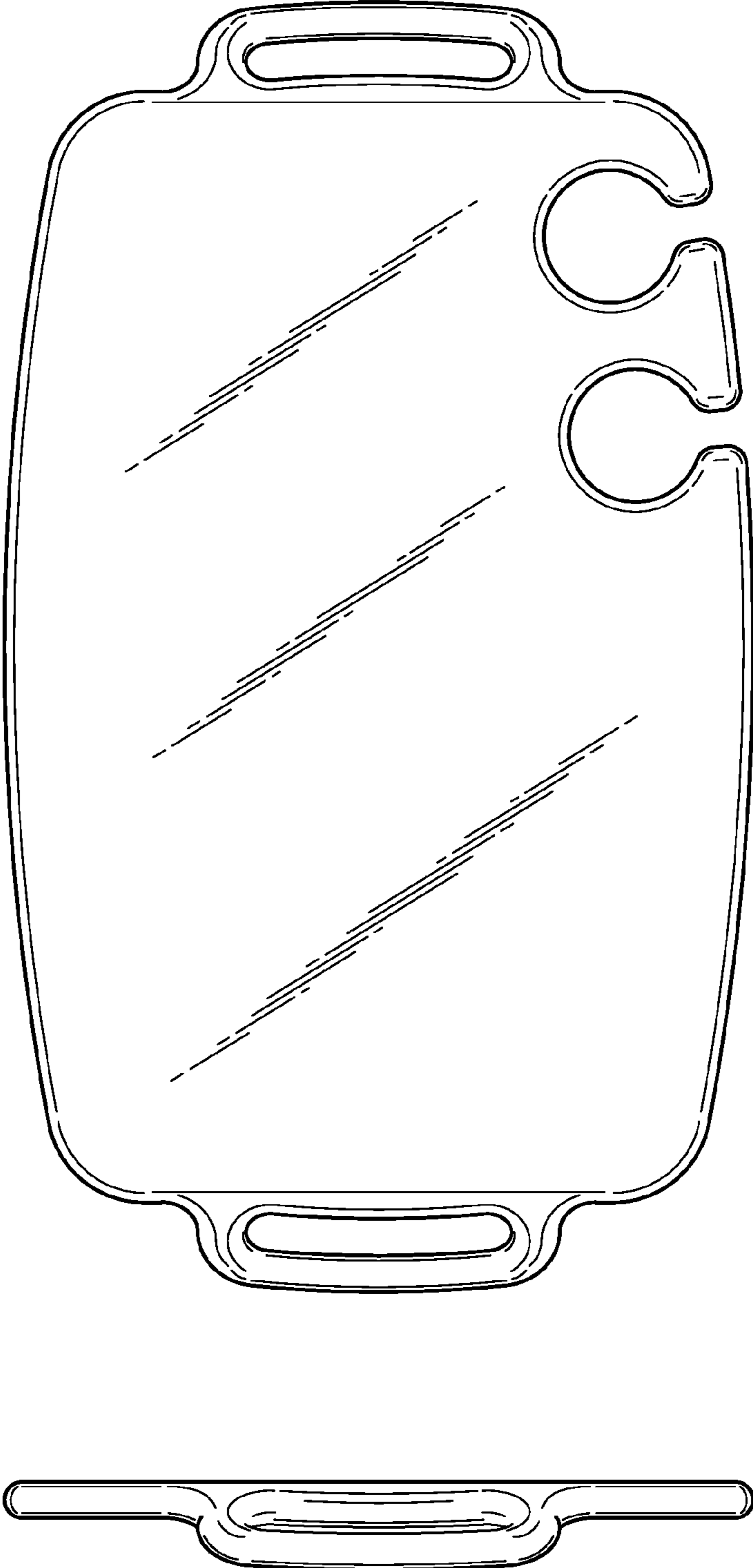


FIG. 6

FIG. 7