



US00D620727S

(12) **United States Design Patent**  
**LeTourneau**

(10) **Patent No.:** **US D620,727 S**  
(45) **Date of Patent:** **\*\* Aug. 3, 2010**

(54) **VANITY**

D533,925 S 12/2006 Mayer  
D536,770 S 2/2007 Mayer  
D538,406 S 3/2007 Mayer

(75) Inventor: **Alexander V. LeTourneau**, Sheboygan,  
WI (US)

(73) Assignee: **Kohler Co.**, Kohler, WI (US)

(Continued)

(\*\*) Term: **14 Years**

**OTHER PUBLICATIONS**

(21) Appl. No.: **29/354,486**

Decolav. "Wood Vanity with Rippled Glass Inlaid Doors".  
HomePortfolio.com online catalog. Copyright 1997-2007  
HomePortfolio Inc.

(22) Filed: **Jan. 25, 2010**

(Continued)

**Related U.S. Application Data**

(62) Division of application No. 29/279,763, filed on May  
7, 2007, now Pat. No. Des. 609,028.

*Primary Examiner*—Caron Veynar

*Assistant Examiner*—Ricky Pham

(74) *Attorney, Agent, or Firm*—Quarles & Brady LLP

(51) **LOC (9) Cl.** ..... **06-04**

(52) **U.S. Cl.** ..... **D6/432**

(58) **Field of Classification Search** ..... D6/397,  
D6/425–426, 429, 432–448, 470, 474, 477–480,  
D6/484, 492, 495, 561; D23/286, 308; D27/188;  
4/643; 312/108, 114, 117, 204, 224, 227,  
312/237, 297, 308, 330.1, 334.36, 348.3  
See application file for complete search history.

(57) **CLAIM**

The ornamental design for a vanity, as shown and described.

(56) **References Cited**

**U.S. PATENT DOCUMENTS**

270,701 A *	1/1883	Scott	.....	312/308
D100,205 S *	6/1936	Coordes	.....	D23/286
D397,505 S *	8/1998	McDiarmid	.....	D27/188
D454,262 S *	3/2002	Chu et al.	.....	D6/446
6,574,805 B1 *	6/2003	Liu	.....	4/643
D500,929 S *	1/2005	Walker	.....	D6/446
D523,661 S *	6/2006	Bruce	.....	D6/446
D524,078 S	7/2006	Bruce		
D525,050 S	7/2006	Bruce		
D526,143 S	8/2006	Bruce		
D531,834 S	11/2006	Baade		
D532,626 S *	11/2006	McDiarmid et al.	.....	D6/446

**DESCRIPTION**

FIG. 1 is a right, top, front perspective view of a vanity  
according to my new design;

FIG. 2 is a front elevational view thereof;

FIG. 3 is a right side elevational view thereof; the left side  
elevational view thereof being a mirror image of the right side  
shown;

FIG. 4 is a top plan view thereof;

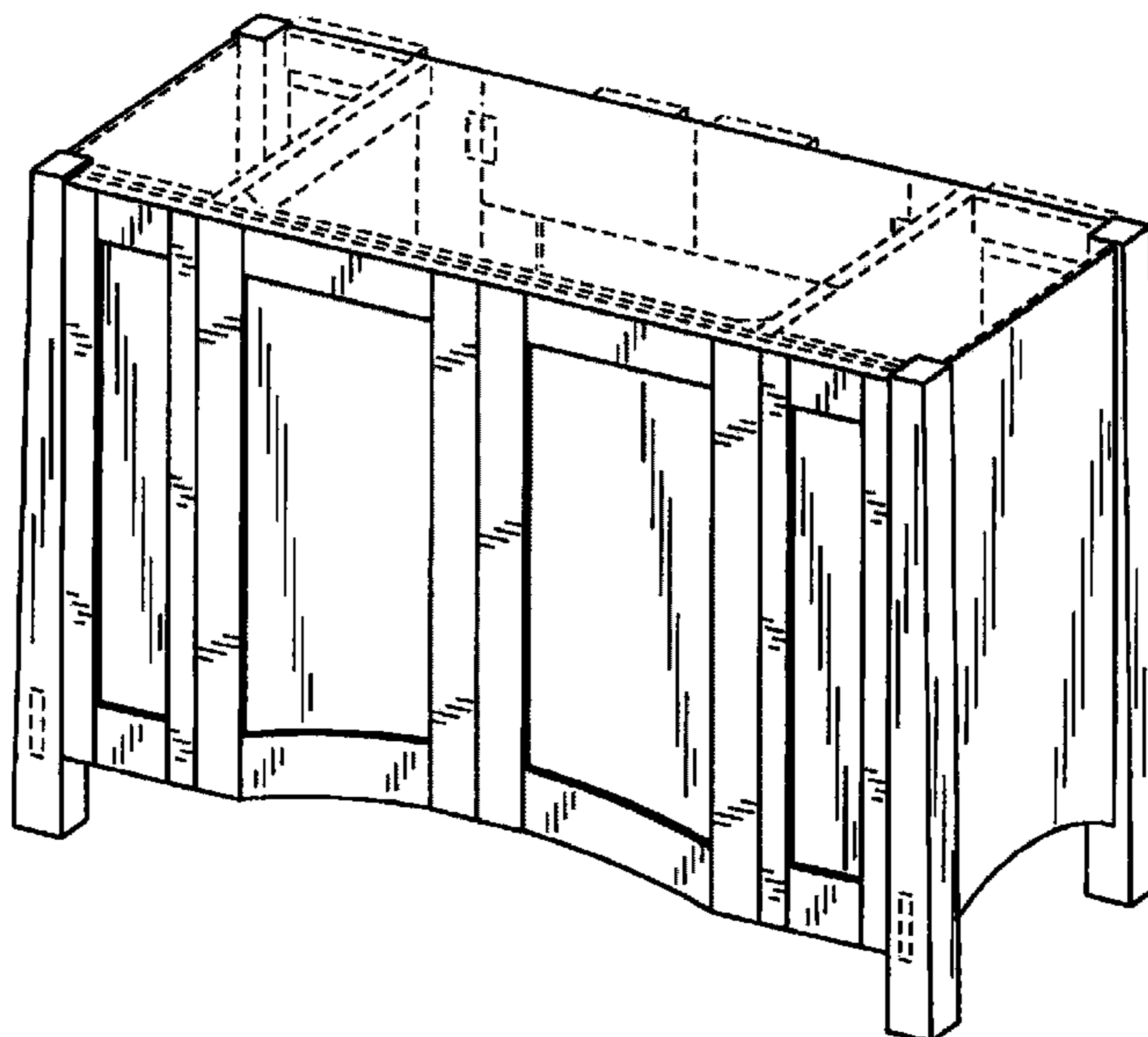
FIG. 5 is a rear elevational view thereof; and,

FIG. 6 is a bottom plan view thereof.

The broken line representations in the figures for the purpose  
of illustration only, and form no part of the claimed design.

In a preferred embodiment, the nature of this product is a  
vanity such as can be used to support a lavatory.

**1 Claim, 3 Drawing Sheets**



# US D620,727 S

Page 2

---

## U.S. PATENT DOCUMENTS

D543,724 S 6/2007 Baade  
D549,491 S 8/2007 Brimacombe et al.  
D554,897 S \* 11/2007 Mayer et al. .... D6/446  
D579,233 S 10/2008 LeTourneau  
D588,833 S \* 3/2009 LeTourneau ..... D6/432  
D591,976 S \* 5/2009 Mayer et al. .... D6/446  
D609,028 S \* 2/2010 LeTourneau ..... D6/432

D610,368 S \* 2/2010 LeTourneau ..... D6/432

## OTHER PUBLICATIONS

Vanity Flair. "Vanity Flair Deja Vanity". Model No. 1030-Accent. HomeAnnex.com online catalog. Copyright 2003-2006 HomeAnnex.com.  
Splashworks Bath furnishings. "Chelsea Vanity". HomeAnnex.com online catalog. Copyright 2003-2006 HomeAnnex.com.

\* cited by examiner

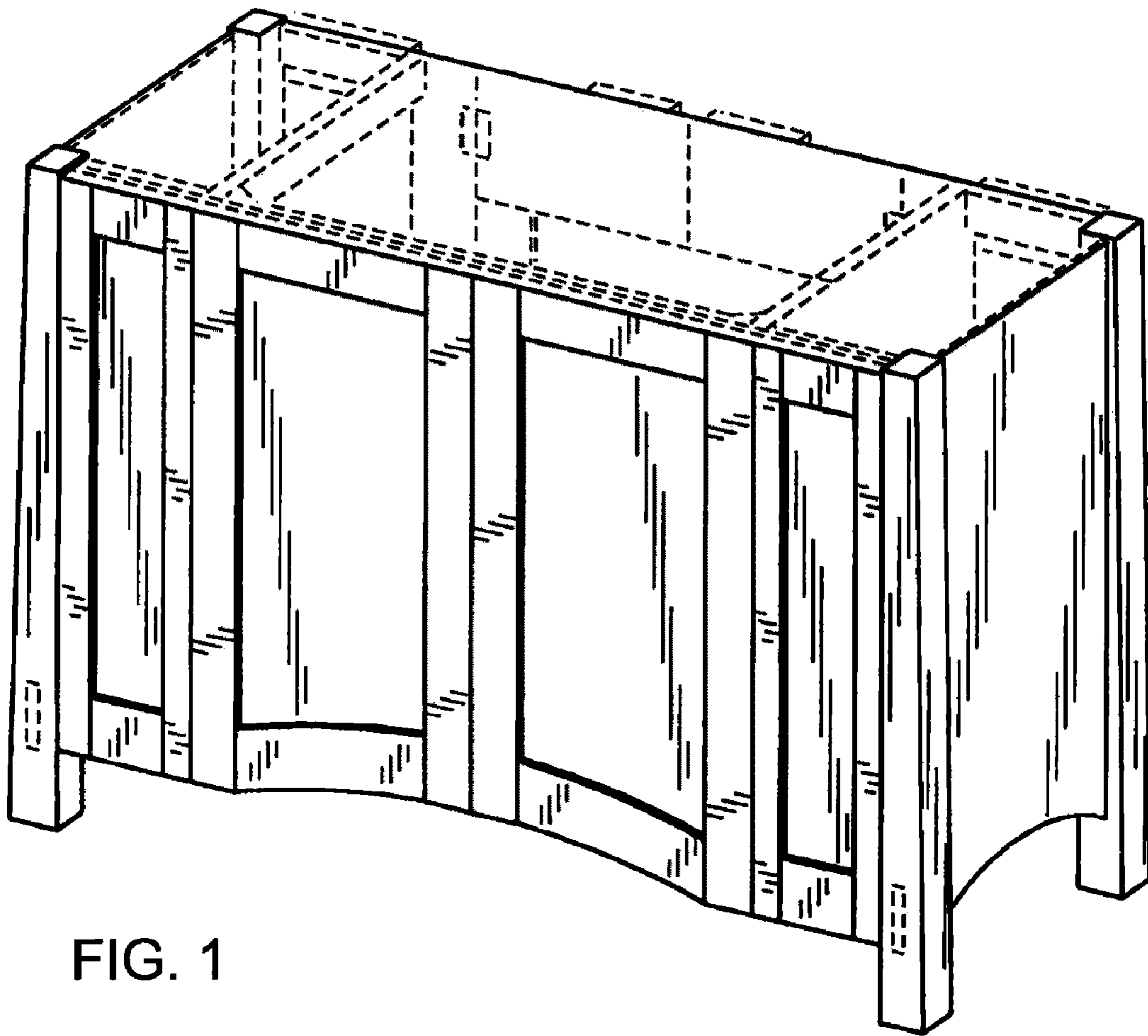


FIG. 1

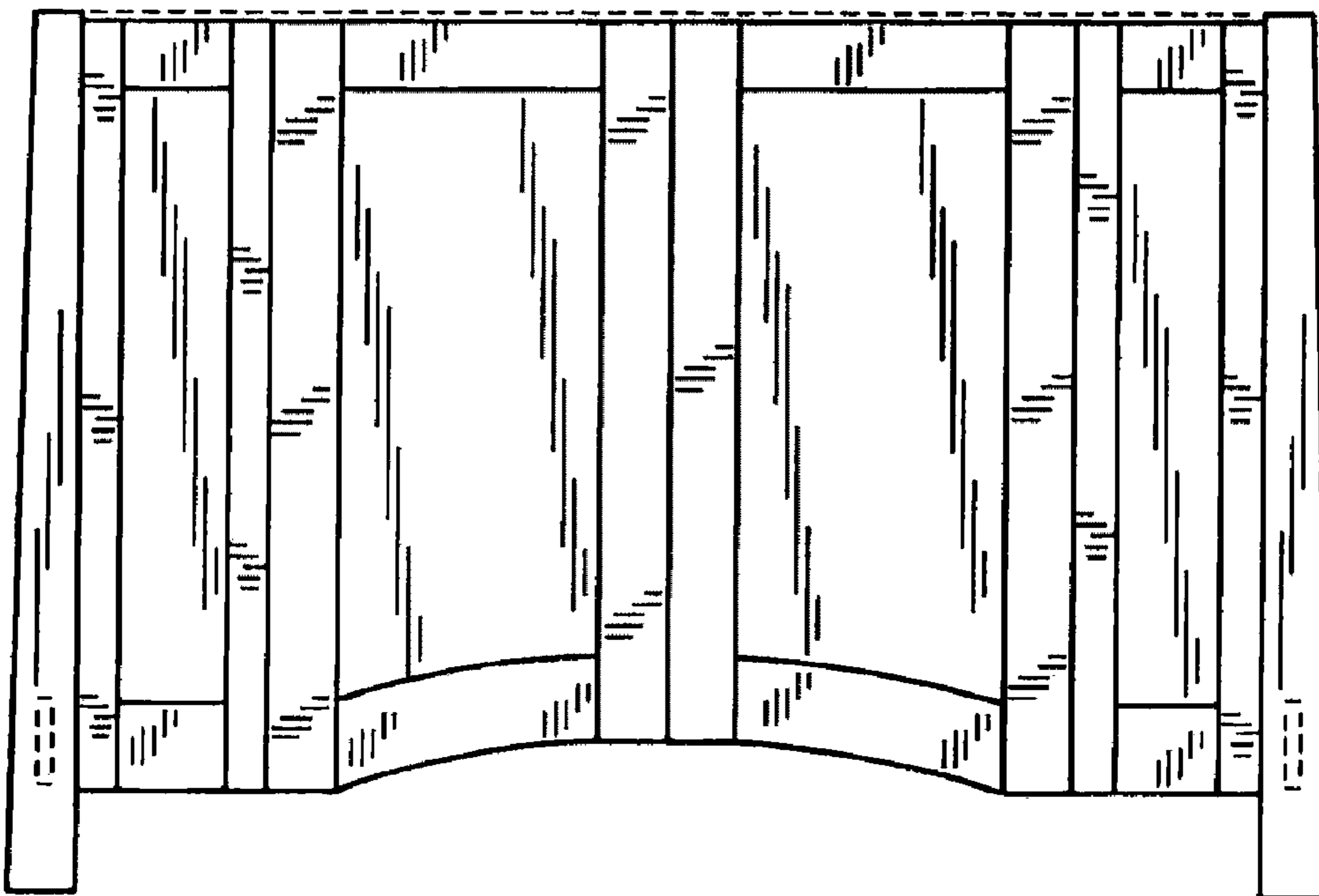


FIG. 2

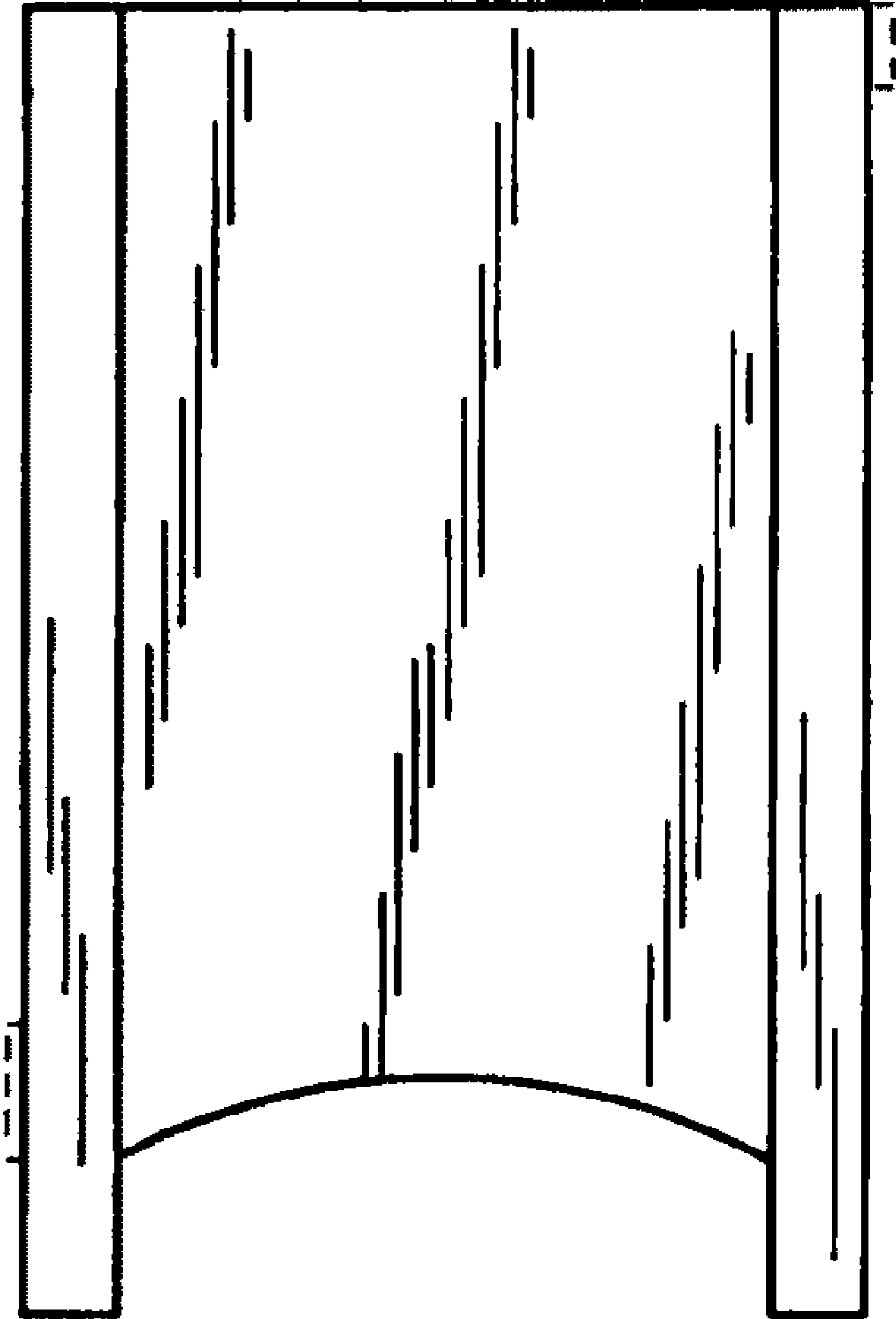


FIG. 3

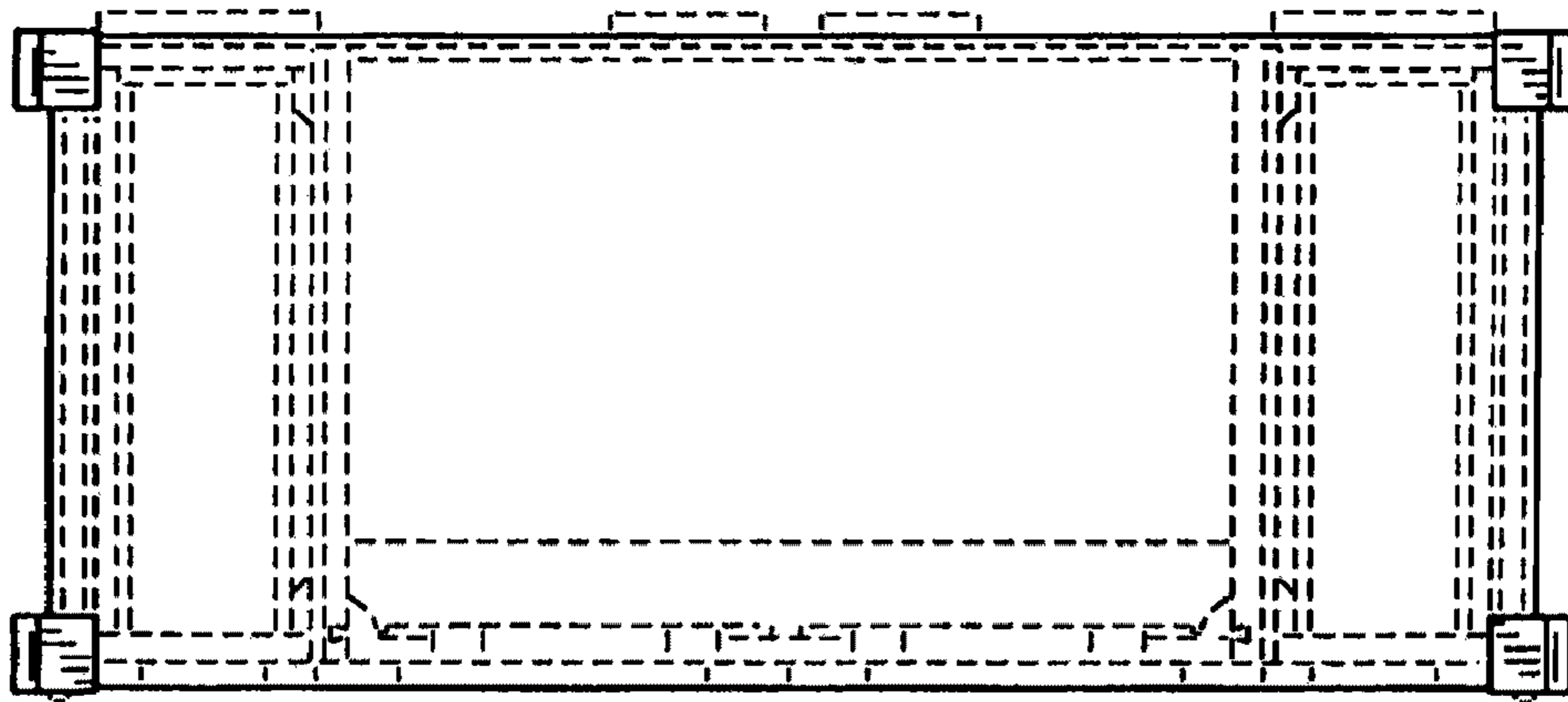


FIG. 4

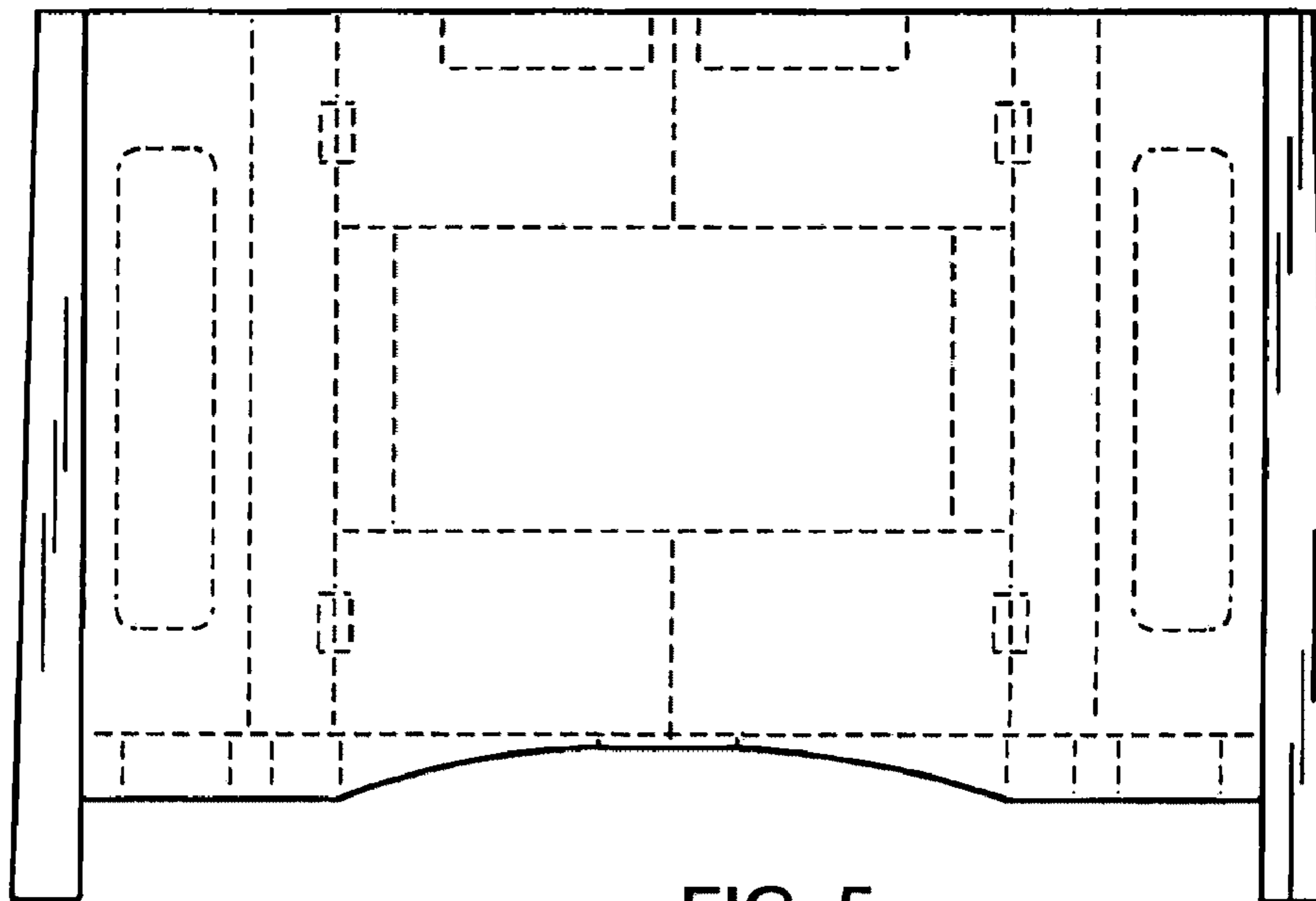


FIG. 5

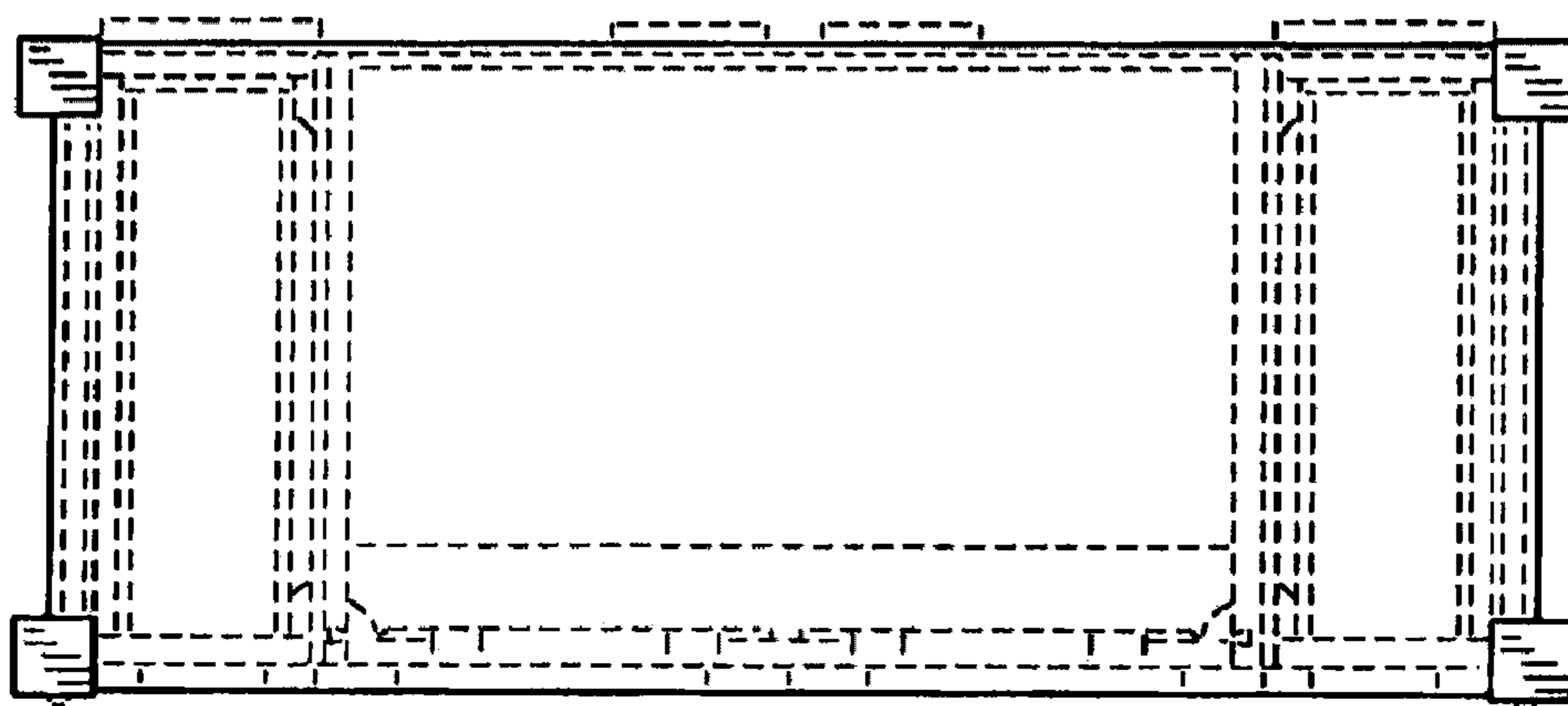


FIG. 6