



US00D620719S

(12) **United States Design Patent**
Li et al.

(10) **Patent No.:** **US D620,719 S**
(45) **Date of Patent:** **** Aug. 3, 2010**

(54) **CHILD SAFETY SEAT**

(75) Inventors: **Qingyong Li**, Ningbo (CN); **Mingjun Liu**, Ningbo (CN)

(73) Assignee: **Max-Inf (Ningbo) Baby Product Co., Ltd.**, Ningbo (CN)

(**) Term: **14 Years**

(21) Appl. No.: **29/341,599**

(22) Filed: **Aug. 10, 2009**

(51) **LOC (9) Cl.** **06-01**

(52) **U.S. Cl.** **D6/333**

(58) **Field of Classification Search** D6/333,
D6/335, 339, 491, 500-502; D12/129; D21/412,
D21/419; 280/30, 31; 5/94, 98.1, 99.1, 101,
5/102, 105, 655; 297/183.1, 183.2, 183.3,
297/183.4, 184.13, 184.15, 184.17, 250.1,
297/255, 256.1, 256.15, 256.16

See application file for complete search history.

(56) **References Cited**

U.S. PATENT DOCUMENTS

4,679,852	A *	7/1987	Anthony et al.	297/464
D311,281	S *	10/1990	Meeker	D6/333
D315,453	S *	3/1991	Takada	D6/333
D334,847	S *	4/1993	Takahashi et al.	D6/333
D338,343	S *	8/1993	Grange	D6/333
D353,057	S *	12/1994	Koyanagi et al.	D6/333
D450,935	S *	11/2001	Dranschak et al.	D6/333

D483,576	S *	12/2003	Kassai et al.	D6/333
D487,640	S *	3/2004	Chen	D6/333
D513,888	S *	1/2006	Jane Santamaria	D6/333
D523,646	S *	6/2006	Fretschner et al.	D6/333
D524,559	S *	7/2006	Cymbalski et al.	D6/333
D533,363	S *	12/2006	Cymbalski et al.	D6/333
D534,362	S *	1/2007	Batchelor	D6/333
D584,899	S *	1/2009	Cymbalski et al.	D6/333
D591,063	S *	4/2009	Cymbalski et al.	D6/333
2006/0261650	A1 *	11/2006	Billman et al.	297/250.1
2006/0261651	A1 *	11/2006	Nolan et al.	297/250.1

* cited by examiner

Primary Examiner—Sandra Snapp

(57) **CLAIM**

The ornamental design for a child safety seat, as shown and described.

DESCRIPTION

FIG. 1 is a perspective view of a child safety seat showing my new design;

FIG. 2 is a right side view thereof, the left side view being a mirror image thereof;

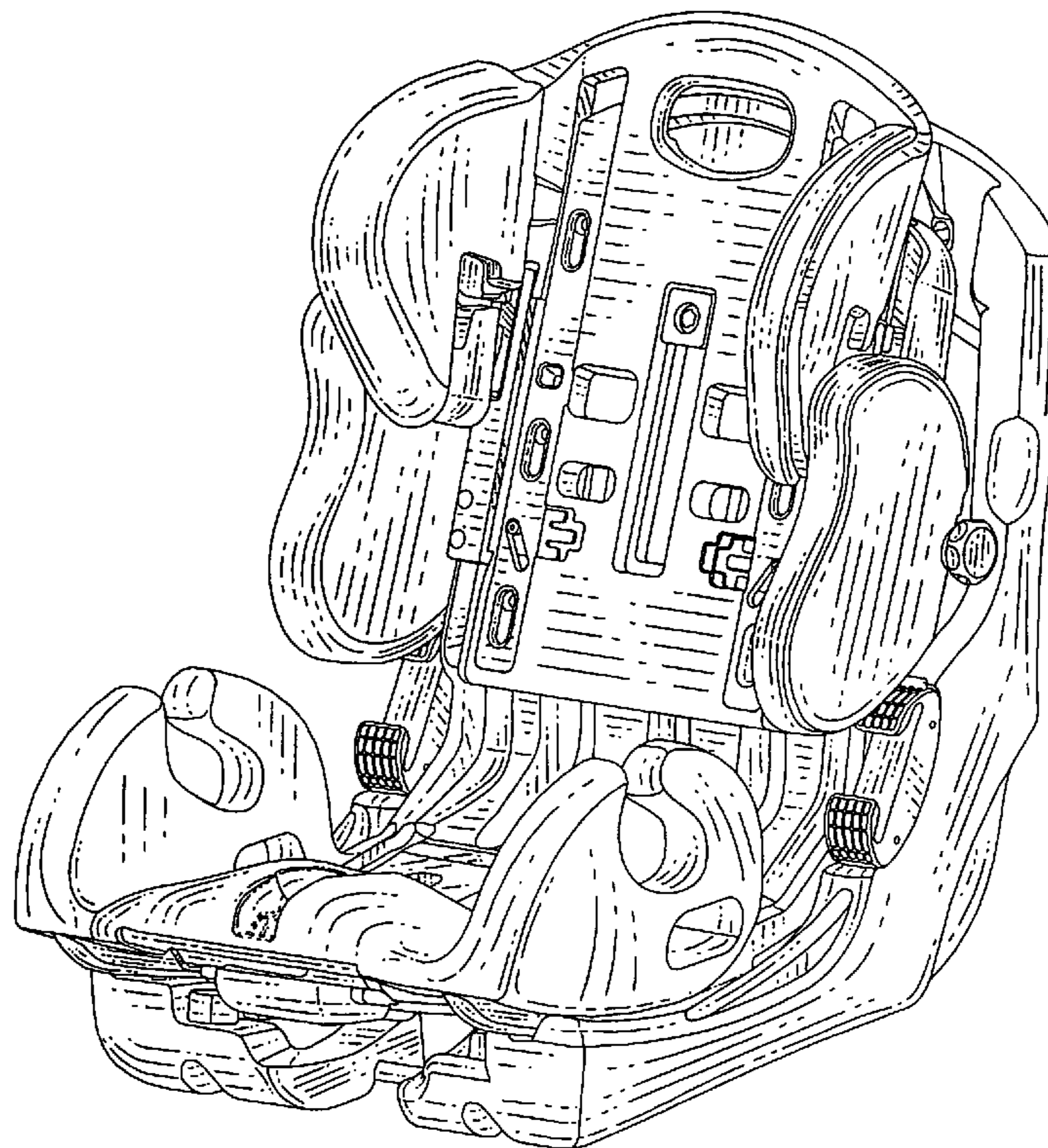
FIG. 3 is a front end view thereof;

FIG. 4 is a rear end view thereof; and,

FIG. 5 is a top plan view thereof.

The broken line showing is for illustrative purposes only and forms no part of the claimed design.

1 Claim, 5 Drawing Sheets



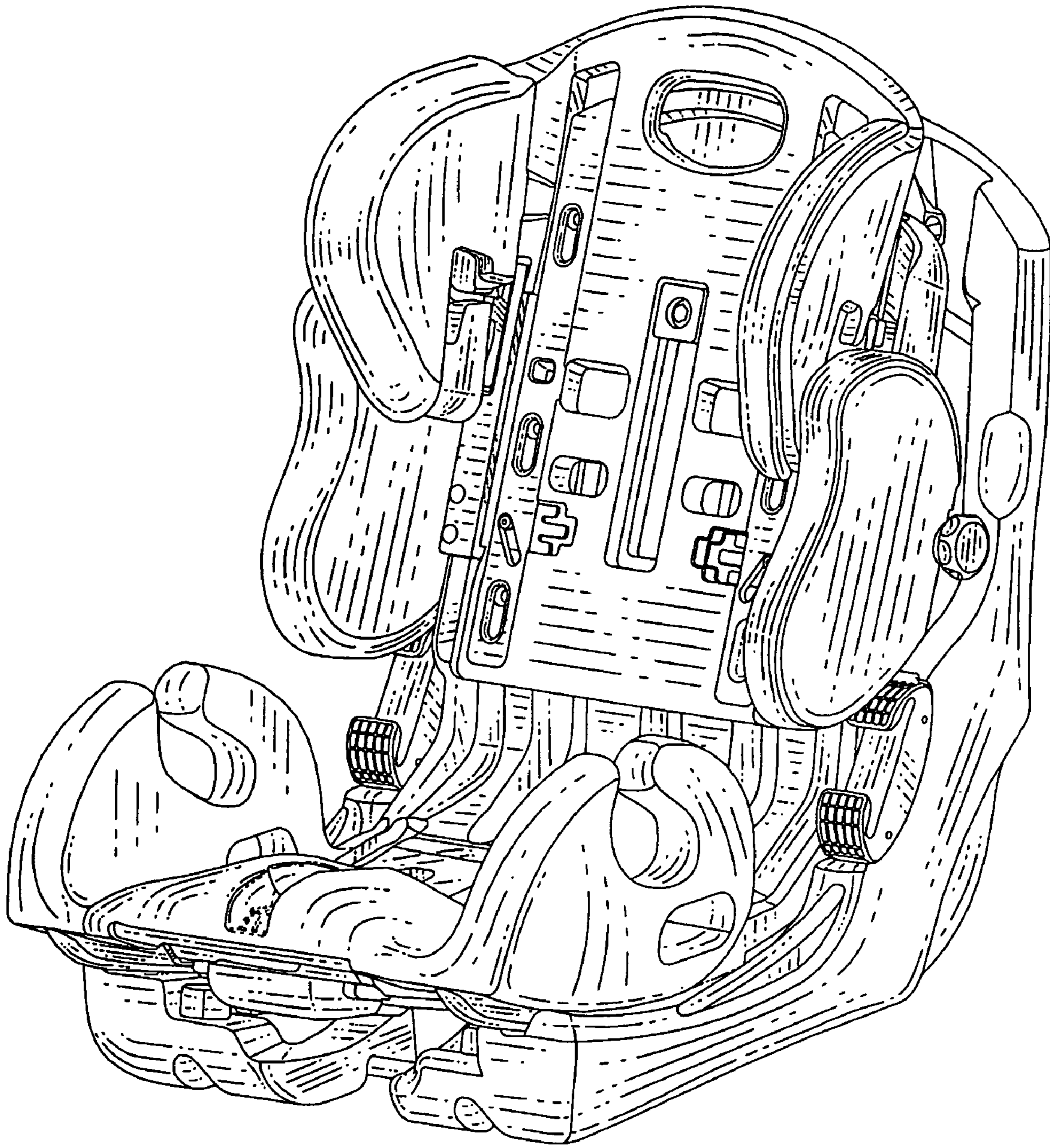


FIG. 1

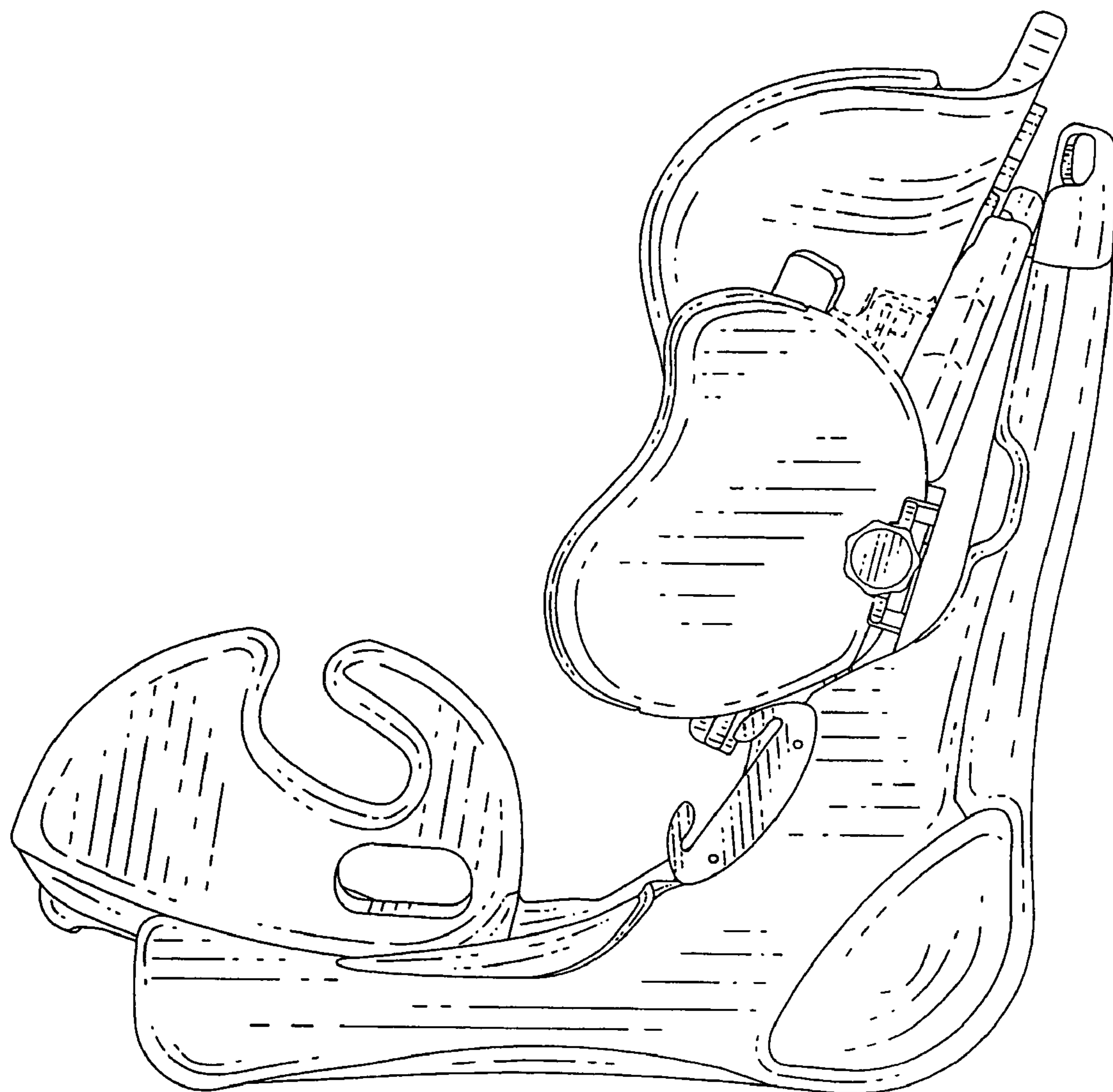


FIG. 2

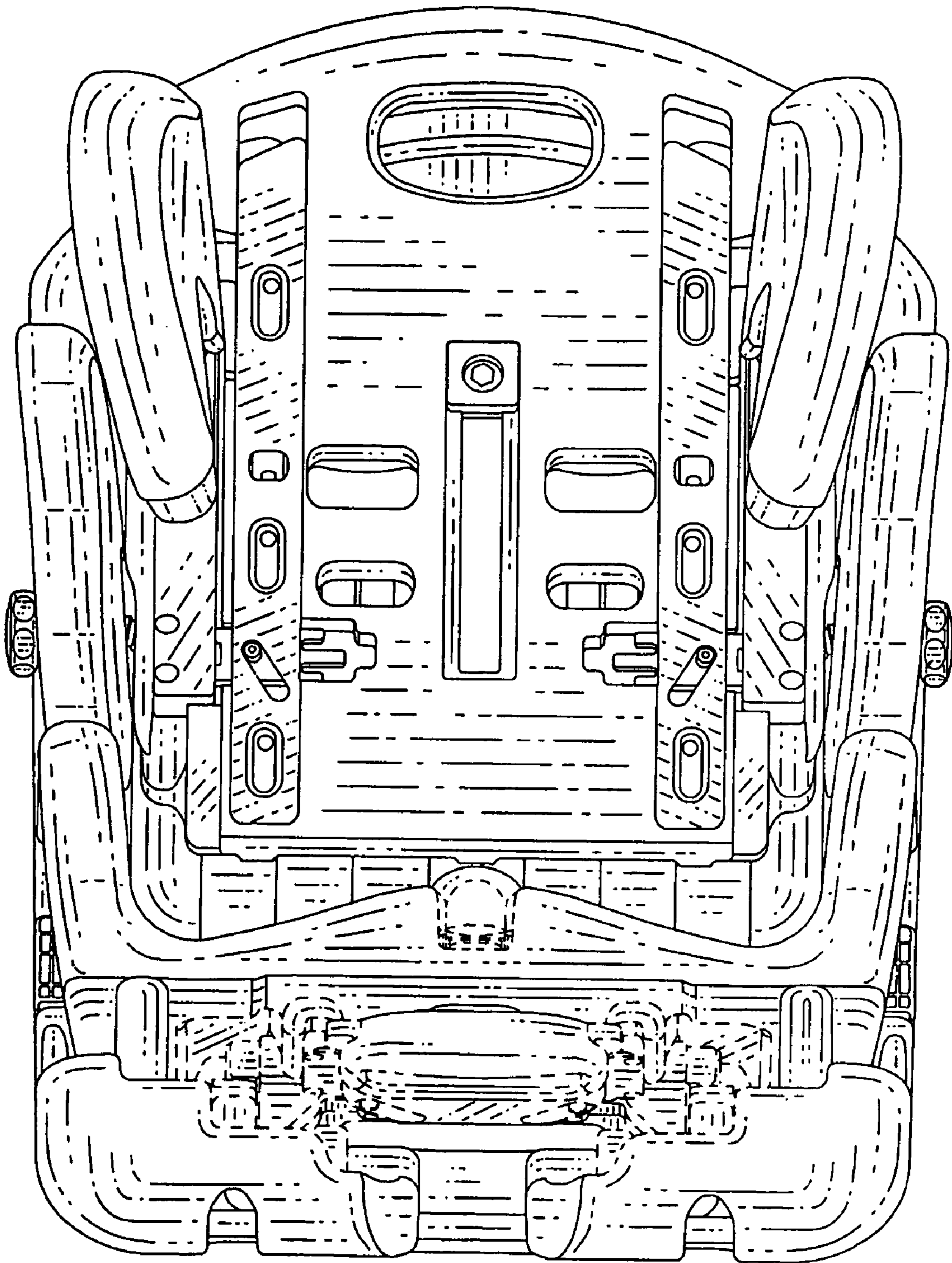


FIG. 3

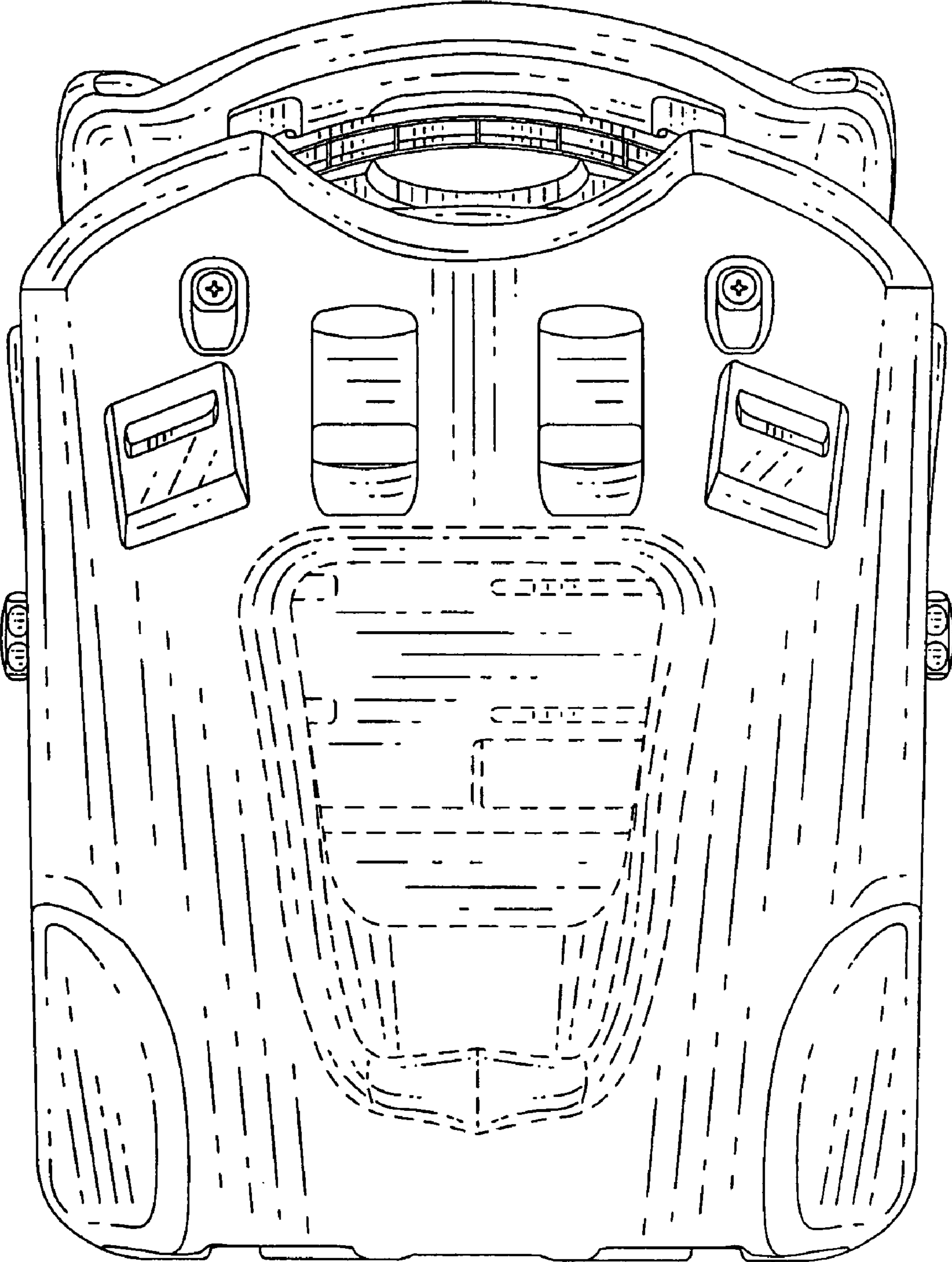


FIG. 4

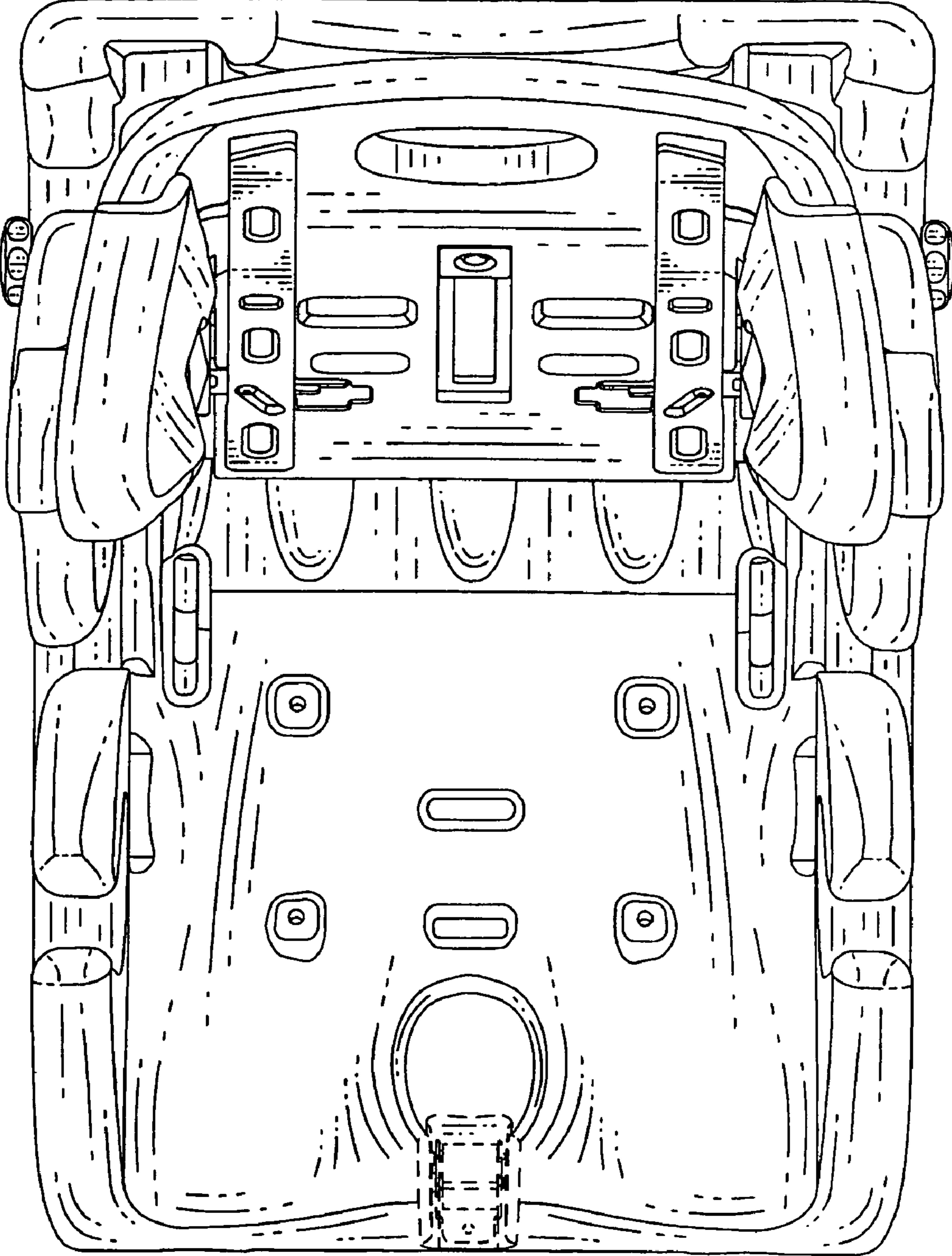


FIG. 5