



US00D620697S

(12) **United States Design Patent**  
**Glaser**

(10) **Patent No.:** **US D620,697 S**

(45) **Date of Patent:** **\*\* Aug. 3, 2010**

(54) **KEYCHAIN**

(75) Inventor: **Ken Glaser**, San Francisco, CA (US)

(73) Assignee: **Smith News Company, Inc.**, San Francisco, CA (US)

(\*\*) Term: **14 Years**

(21) Appl. No.: **29/349,389**

(22) Filed: **Mar. 29, 2010**

**Related U.S. Application Data**

(62) Division of application No. 29/316,574, filed on Oct. 8, 2009, now Pat. No. Des. 615,748.

(51) **LOC (9) Cl.** ..... **03-01**

(52) **U.S. Cl.** ..... **D3/207**

(58) **Field of Classification Search** ..... D11/1-2,  
D11/14, 26-29, 89-92, 44, 48, 79, 81, 99;  
63/26-28, 32; D3/207-211; D8/38, 356;  
D17/14; D14/138 R

See application file for complete search history.

(56) **References Cited**

**U.S. PATENT DOCUMENTS**

D269,523 S *	6/1983	Burge .....	D17/14
D269,974 S *	8/1983	Erlewine et al. ....	D17/14
D270,046 S *	8/1983	Burkheimer .....	D11/79
D444,941 S *	7/2001	Pisarevsky .....	D3/207
D447,332 S *	9/2001	Pisarevsky .....	D3/207
D449,500 S *	10/2001	Kelleghan .....	D8/38
D501,395 S *	2/2005	Kelleghan .....	D8/356
D510,382 S *	10/2005	Norsworthy .....	D17/14
D516,607 S *	3/2006	Dawson et al. ....	D17/20
D524,784 S *	7/2006	Beard .....	D14/138 R
D544,767 S *	6/2007	Kelleghan .....	D8/38
D584,984 S *	1/2009	Morris .....	D11/14

\* cited by examiner

*Primary Examiner*—Ralf Seifert

(74) *Attorney, Agent, or Firm*—H. Michael Brucker

(57) **CLAIM**

I claim the ornamental design for a keychain, as shown and described.

**DESCRIPTION**

FIG. 1 is a top left front perspective view for the keychain that shows my design;

FIG. 2 is a front elevation view thereof;

FIG. 3 is a right side elevation view thereof;

FIG. 4 is a left side elevation view thereof;

FIG. 5 is a top plan view thereof;

FIG. 6 is a bottom plan view thereof;

FIG. 7 is a front elevation view thereof with the spinner shown in a rotated position;

FIG. 8 is a bottom plan view thereof with the spinner shown in a rotated position.

FIG. 9 is a top left front perspective view of a keychain showing a second embodiment of my new design;

FIG. 10 is a front elevation view of FIG. 9;

FIG. 11 is a right side elevation view of FIG. 9;

FIG. 12 is a top plan view of FIG. 9;

FIG. 13 is a bottom plan view of FIG. 9;

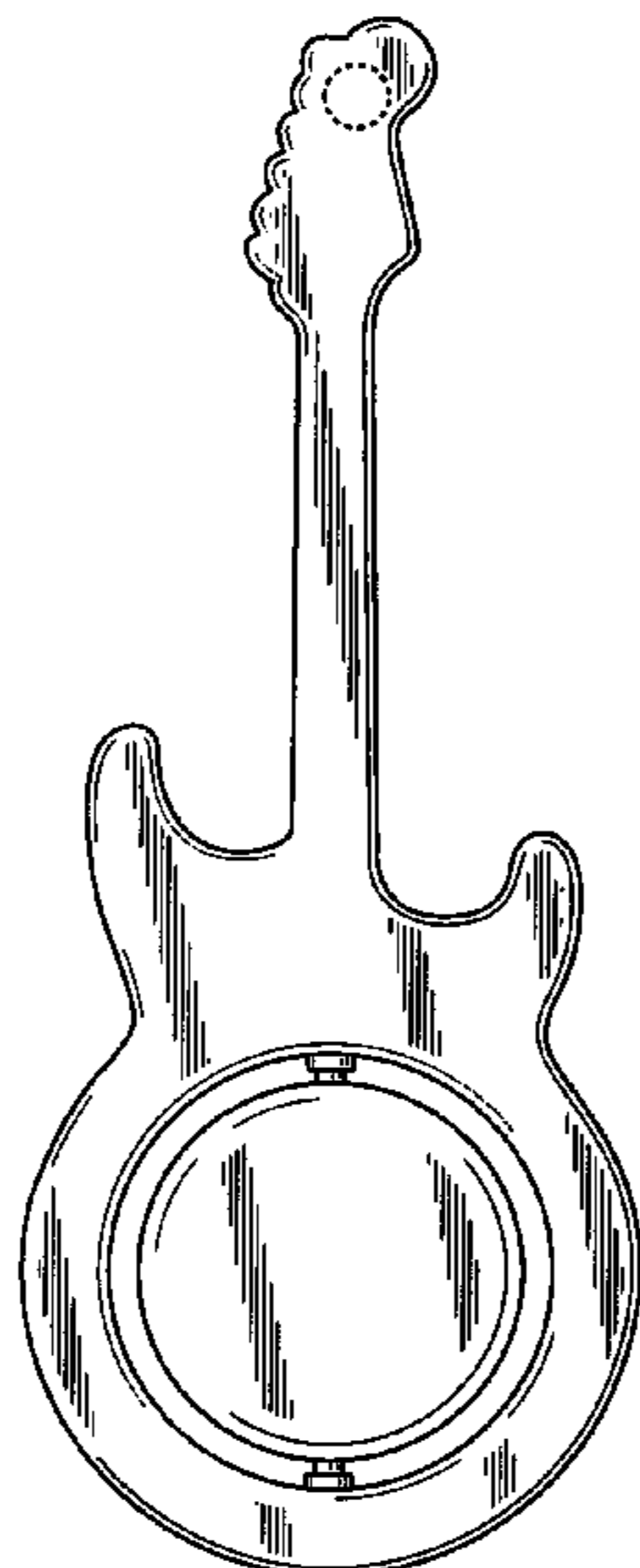
FIG. 14 is a left side elevation view of FIG. 9;

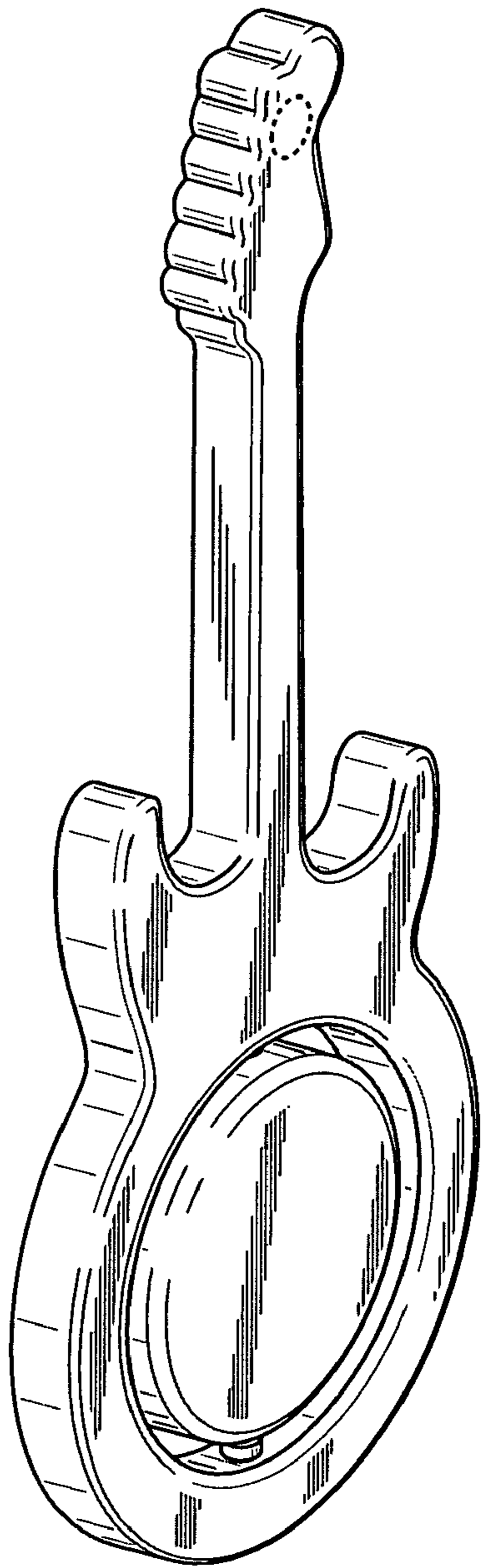
FIG. 15 is a front elevation view of FIG. 9 with the spinner shown in a rotated position; and,

FIG. 16 is a bottom plan view of FIG. 9 with the spinner shown in a rotated position.

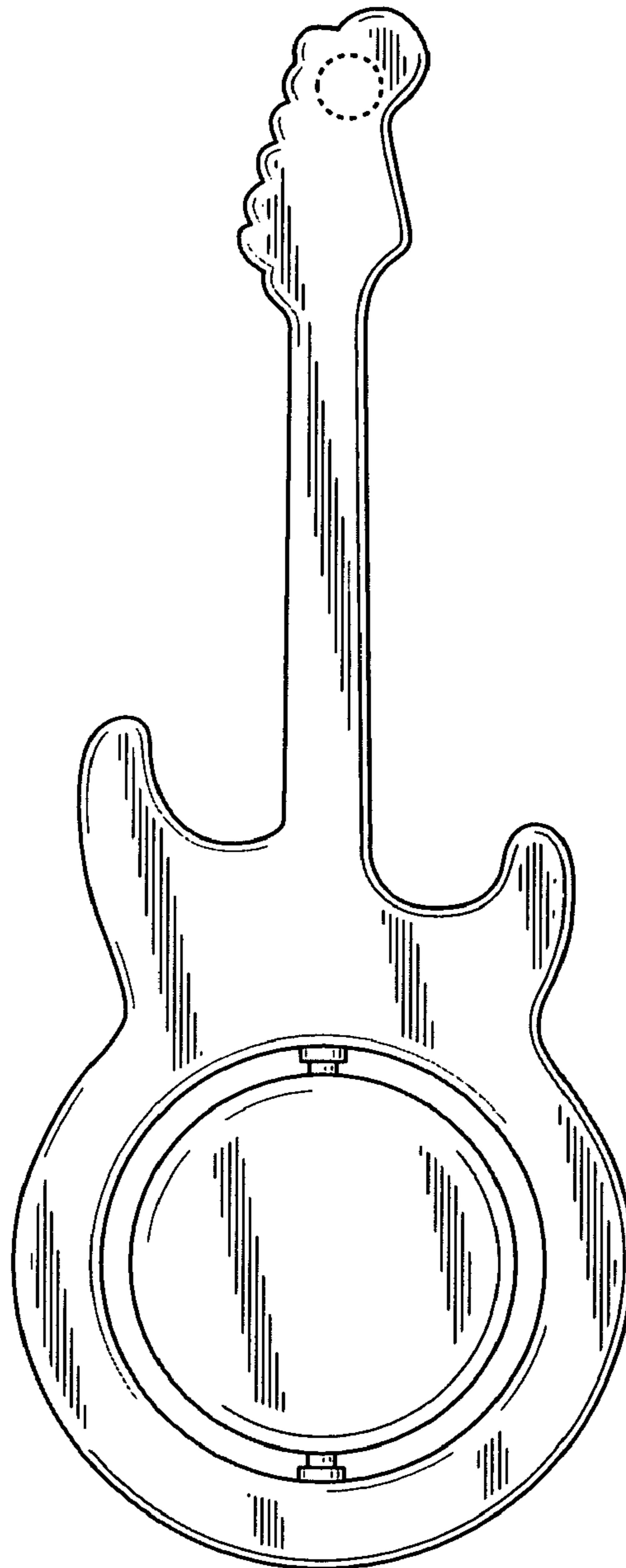
The broken line showing of an aperture is included for the purpose of illustrating environmental matter and forms no part of the claimed design.

**1 Claim, 4 Drawing Sheets**





**FIG. 1**

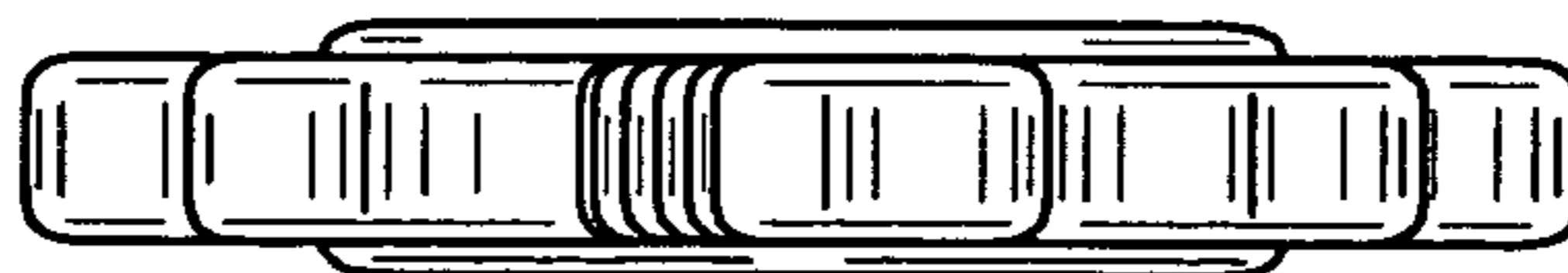


**FIG. 2**

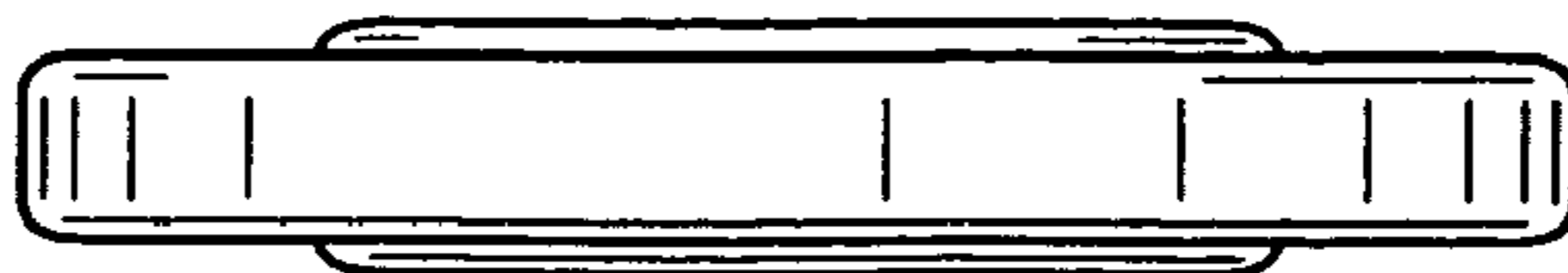


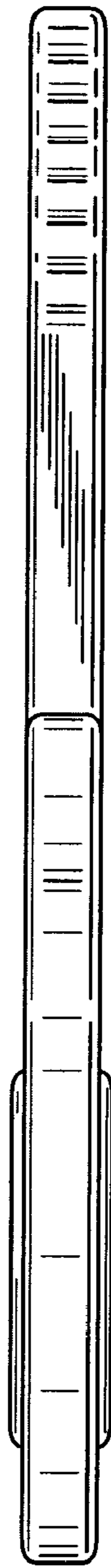
**FIG. 3**

**FIG. 5**

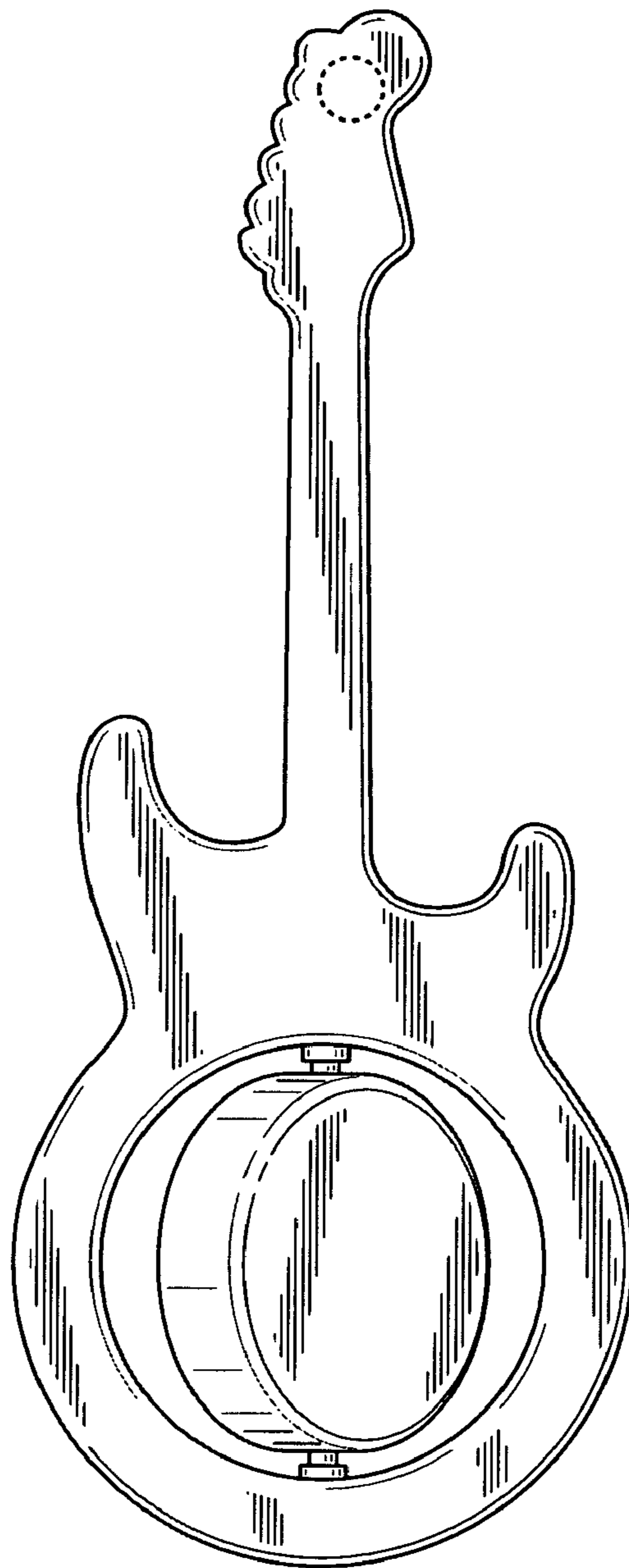


**FIG. 6**



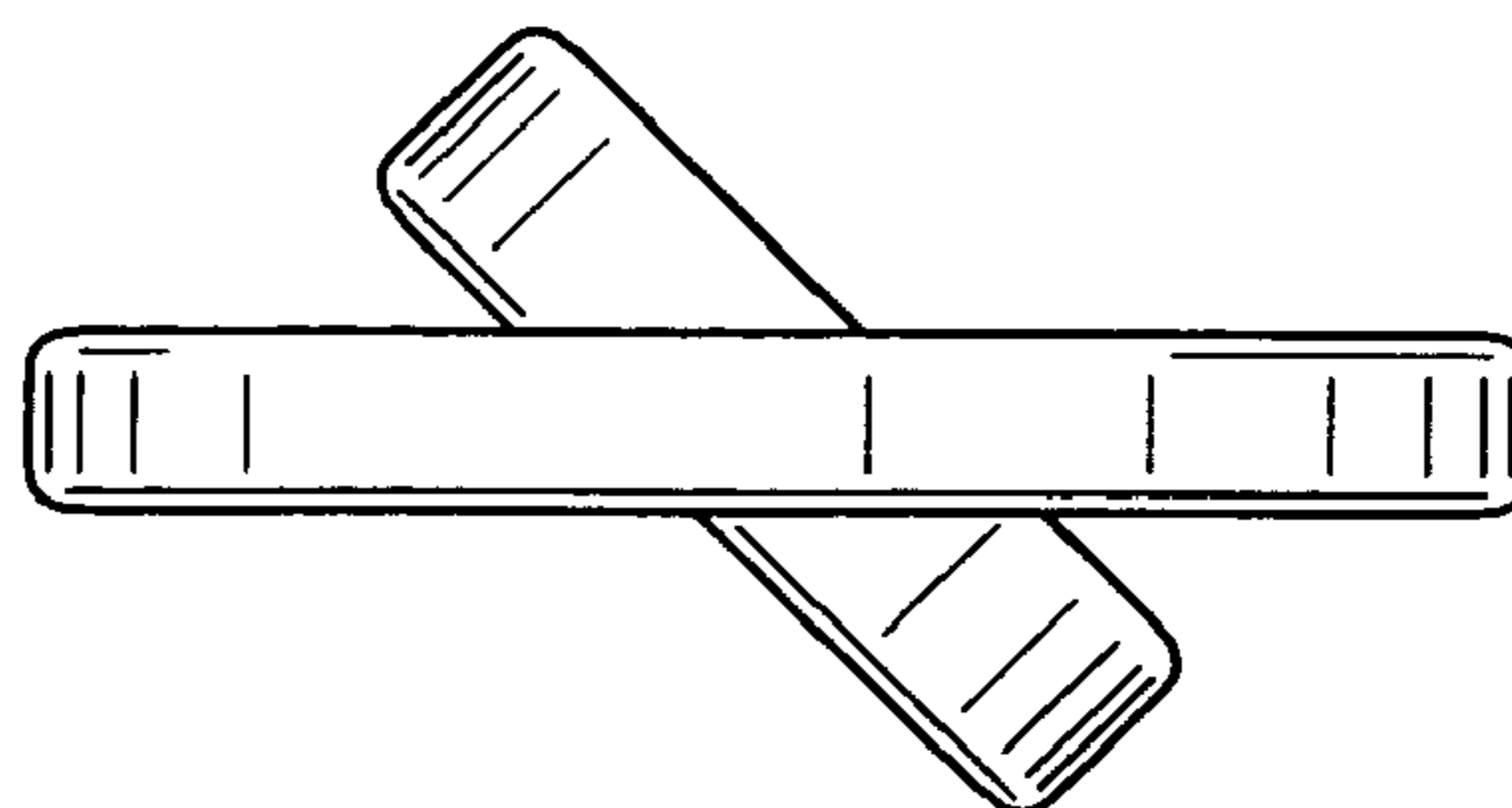


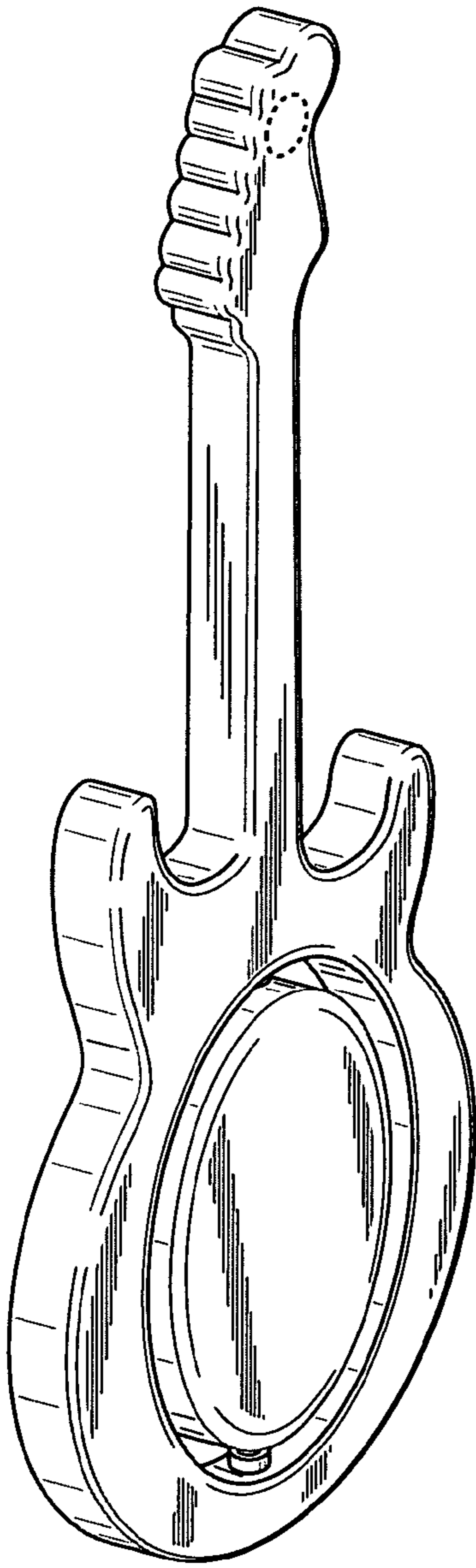
**FIG. 4**



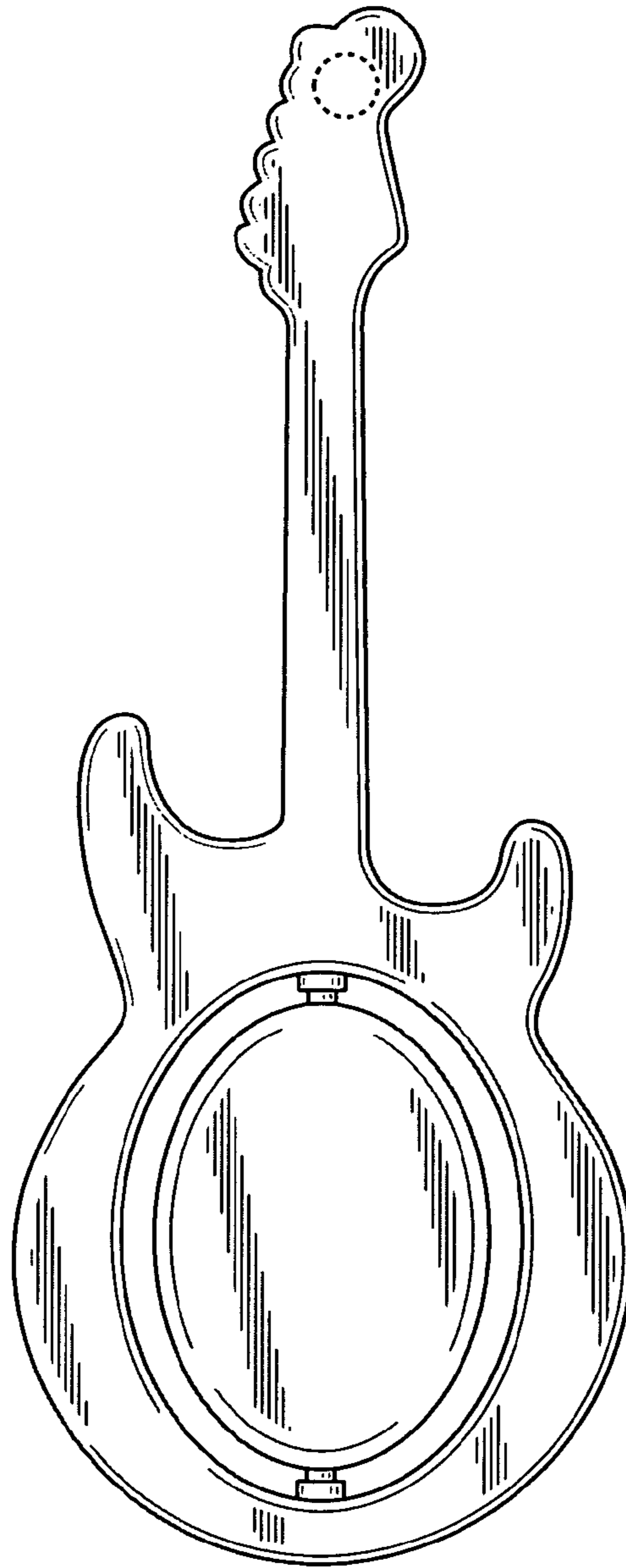
**FIG. 7**

**FIG. 8**

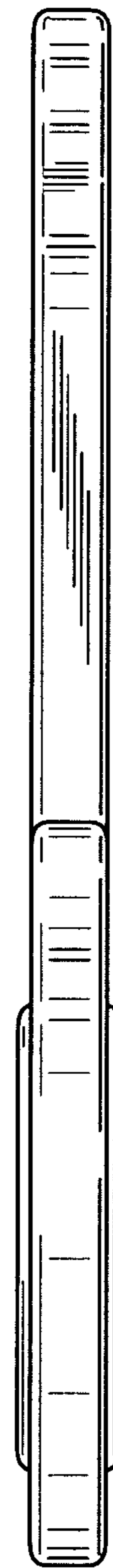




**FIG. 9**

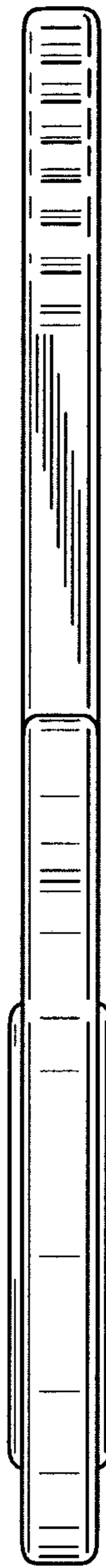


**FIG. 10**

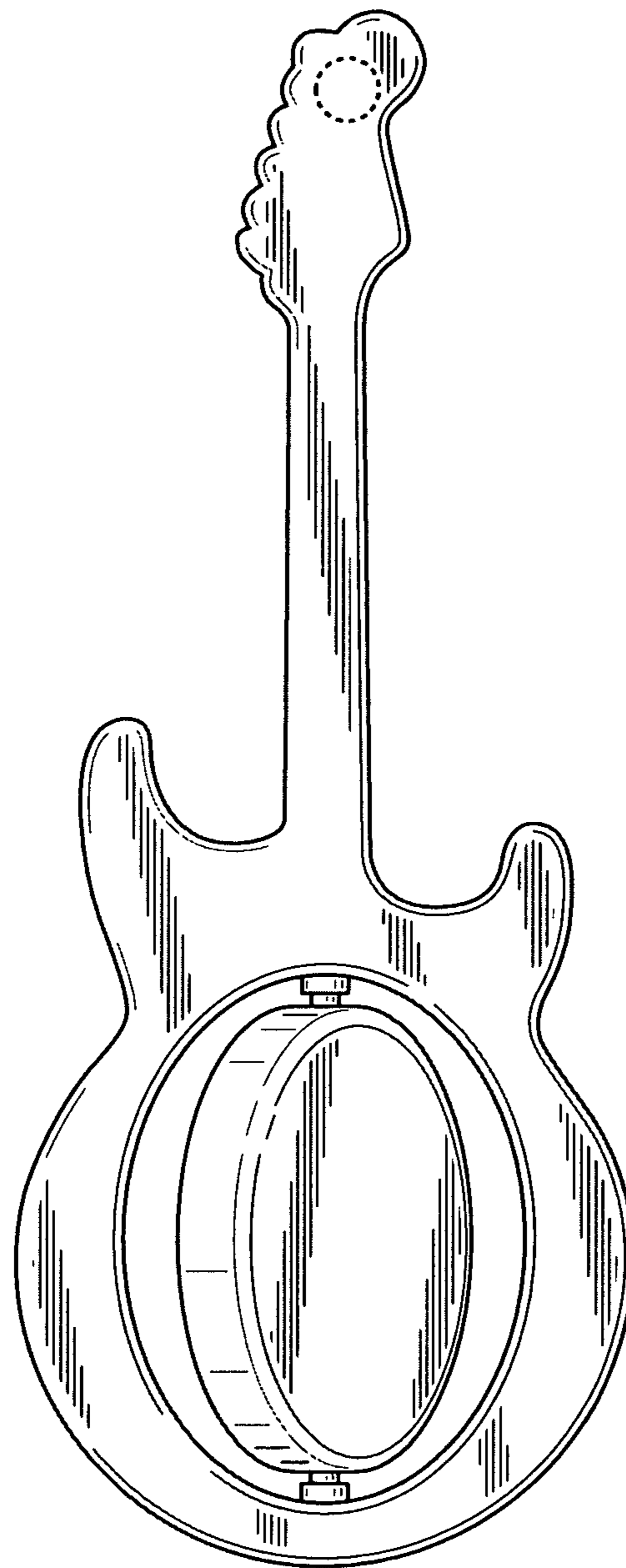


**FIG. 11**





**FIG. 14**



**FIG. 15**

**FIG. 16**

