



US00D620692S

(12) **United States Design Patent**
McClaskie

(10) **Patent No.:** **US D620,692 S**

(45) **Date of Patent:** **** Aug. 3, 2010**

(54) **BOOT**

(75) Inventor: **Thomas E. McClaskie**, Bethlehem, PA
(US)

(73) Assignee: **Columbia Insurance Company**,
Omaha, NE (US)

(**) Term: **14 Years**

(21) Appl. No.: **29/350,816**

(22) Filed: **Nov. 24, 2009**

(51) **LOC (9) Cl.** **02-04**

(52) **U.S. Cl.** **D2/959; D2/951; D2/953;**
D2/957

(58) **Field of Classification Search** D2/902,
D2/947, 949, 951, 952, 953, 957, 959, 960;
36/3 B, 22 R, 24.5, 25 R, 32 R, 67 A, 59 C
See application file for complete search history.

(56) **References Cited**

U.S. PATENT DOCUMENTS

D29,749 S *	11/1898	Bunker	D2/961
1,663,587 A *	3/1928	Dunbar	264/236
D78,191 S *	4/1929	Bush	D2/959
D78,502 S *	5/1929	Blair	D2/954
D81,136 S *	5/1930	Klein	D2/949
D87,795 S *	9/1932	Regan	D2/960
D90,057 S *	5/1933	Van Cleef	D2/949
D103,507 S *	3/1937	Quinn	D2/959
D119,291 S *	3/1940	Watanabe	D2/959
D240,472 S *	7/1976	Sironi et al.	D2/954
4,132,016 A *	1/1979	Vaccari	36/114
D281,286 S *	11/1985	Mangini et al.	D2/952
D287,302 S *	12/1986	Peterson	D2/961
D294,425 S *	3/1988	Le	D2/959
D301,934 S *	7/1989	Simonin	D2/900
D302,901 S *	8/1989	Mitsui	D2/959
D335,572 S *	5/1993	Peterson	D2/959
D349,392 S *	8/1994	Noel	D2/957
D388,945 S	1/1998	Teague		
D388,948 S *	1/1998	Sessa	D2/961
D394,342 S *	5/1998	Schneider	D2/959

D413,714 S *	9/1999	Challant	D2/959
D433,558 S *	11/2000	Matis et al.	D2/959
D433,790 S	11/2000	Oliver		
D441,176 S *	5/2001	Dean	D2/959
D449,428 S	10/2001	McClaskie		
D459,064 S	6/2002	McClaskie		
D470,999 S	3/2003	Schroeder et al.		
D485,426 S *	1/2004	Di Girolamo	D2/961
D494,748 S	8/2004	McClaskie		
D495,476 S	9/2004	Recchi		
D495,858 S	9/2004	McClaskie		
D498,351 S *	11/2004	Morgan	D2/959
D509,950 S *	9/2005	Adams et al.	D2/959
D530,492 S	10/2006	McClaskie		
D548,438 S	8/2007	McClaskie		
D548,935 S	8/2007	McClaskie		

(Continued)

Primary Examiner—Celia A Murphy

(74) *Attorney, Agent, or Firm*—St. Onge Steward Johnston & Reens LLC

(57) **CLAIM**

The ornamental design for a boot, as shown and described.

DESCRIPTION

FIG. 1 is a bottom perspective view of a boot in accordance with the new design;

FIG. 2 is a top view thereof;

FIG. 3 is a bottom view thereof;

FIG. 4 is a left side view thereof;

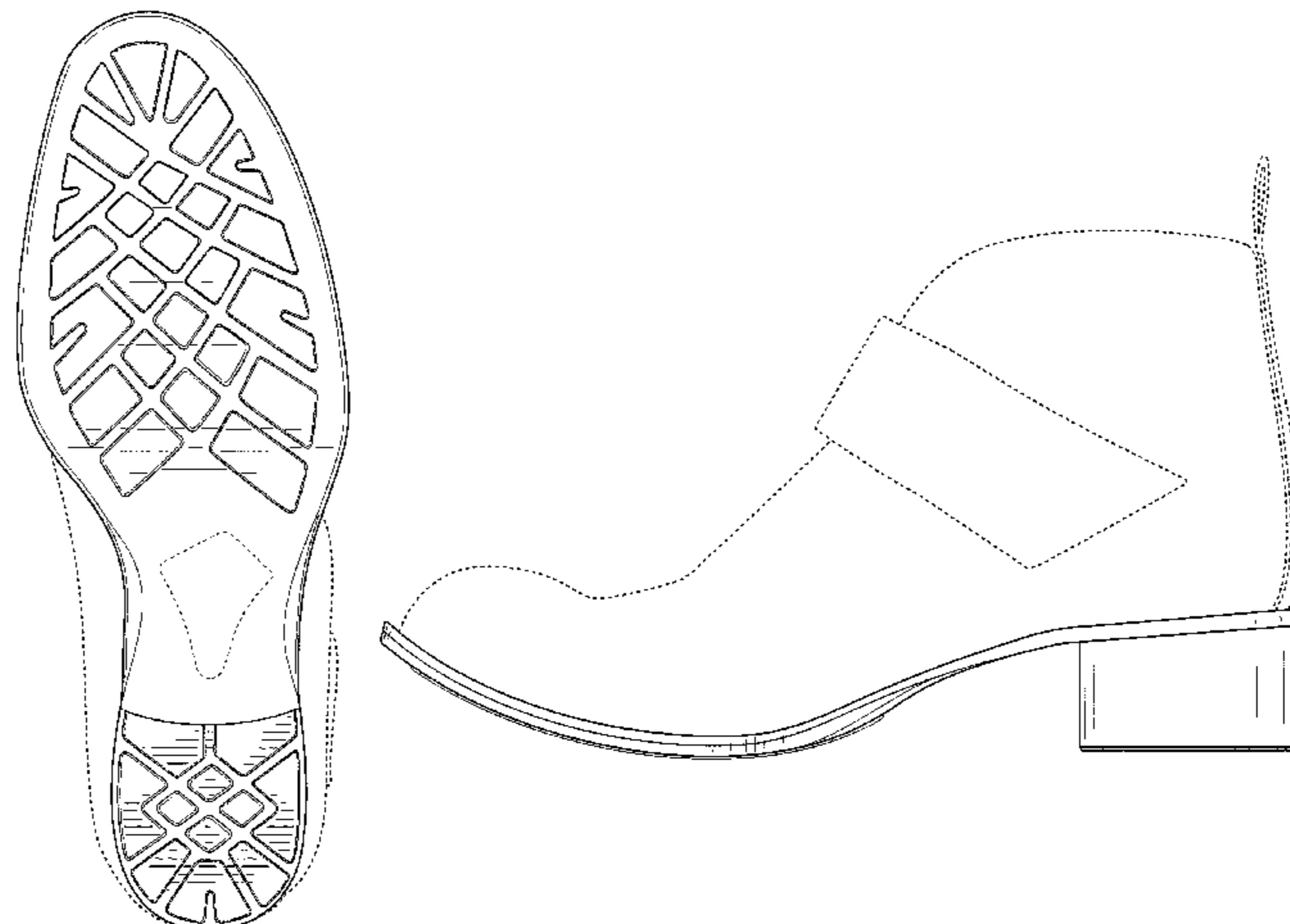
FIG. 5 is a right side view thereof;

FIG. 6 is a front view thereof; and,

FIG. 7 is a rear view thereof.

The boot upper shown in broken lines in FIGS. 1-7 discloses the portion of the article that forms no part of the claimed design. The broken lines shown in each arch area of FIGS. 1 and 3 represent boundaries of the design with the lines themselves and the areas within them forming no part of the claimed design.

1 Claim, 7 Drawing Sheets



US D620,692 S

Page 2

U.S. PATENT DOCUMENTS

D553,835 S *	10/2007	McClaskie	D2/959	D595,036 S *	6/2009	Link	D2/957
D554,840 S	11/2007	McClaskie			D597,288 S *	8/2009	McClaskie	D2/959
D564,740 S *	3/2008	Matis et al.	D2/957	D601,334 S *	10/2009	Werman	D2/959
D566,381 S *	4/2008	Nakano et al.	D2/959	D607,192 S *	1/2010	McClaskie	D2/959
D569,593 S *	5/2008	Avar	D2/957	D608,999 S *	2/2010	McClaskie	D2/959
D569,595 S	5/2008	Le			2001/0016993 A1 *	8/2001	Cagner	36/102
					2005/0268491 A1 *	12/2005	McDonald et al.	36/28

* cited by examiner

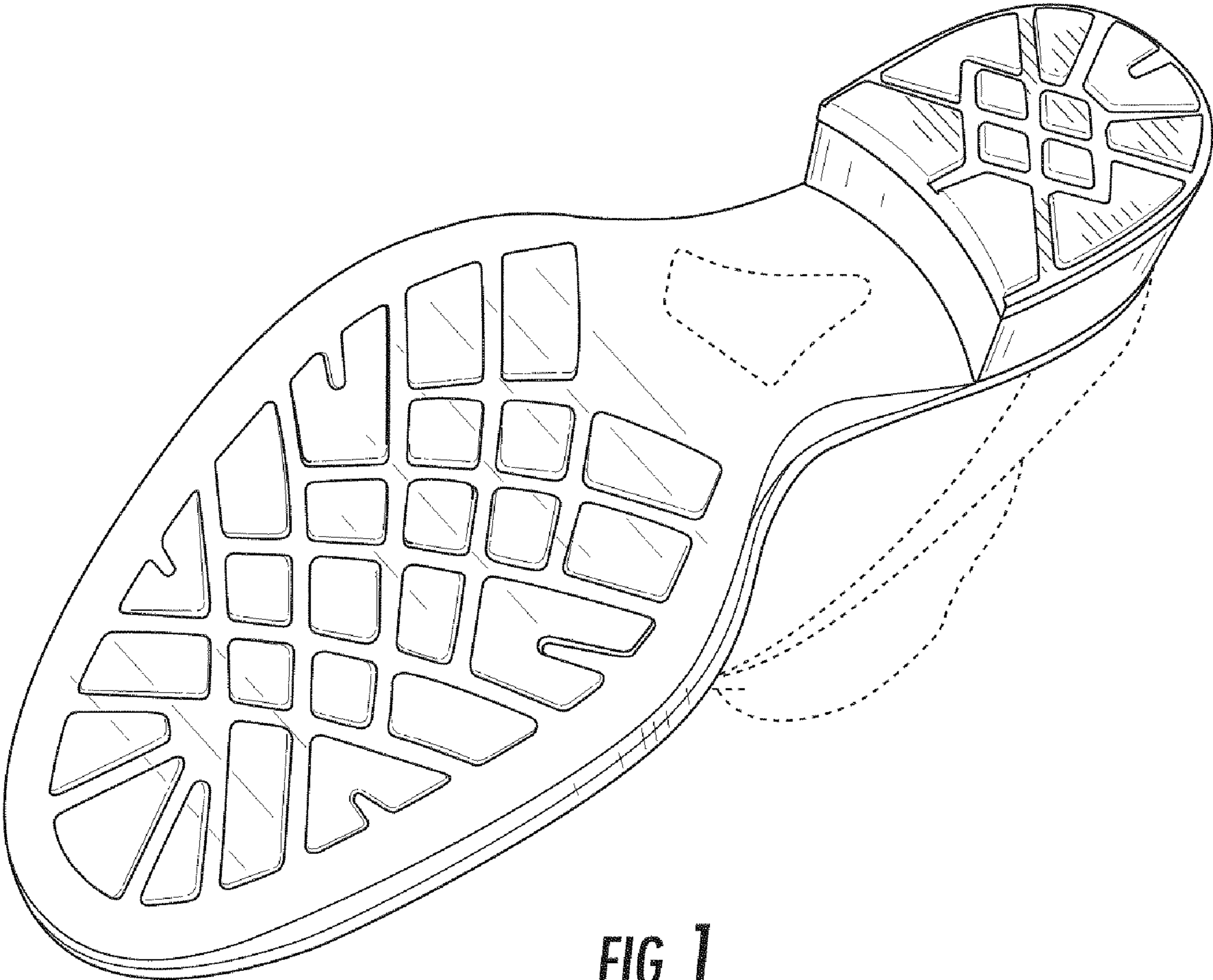


FIG. 1

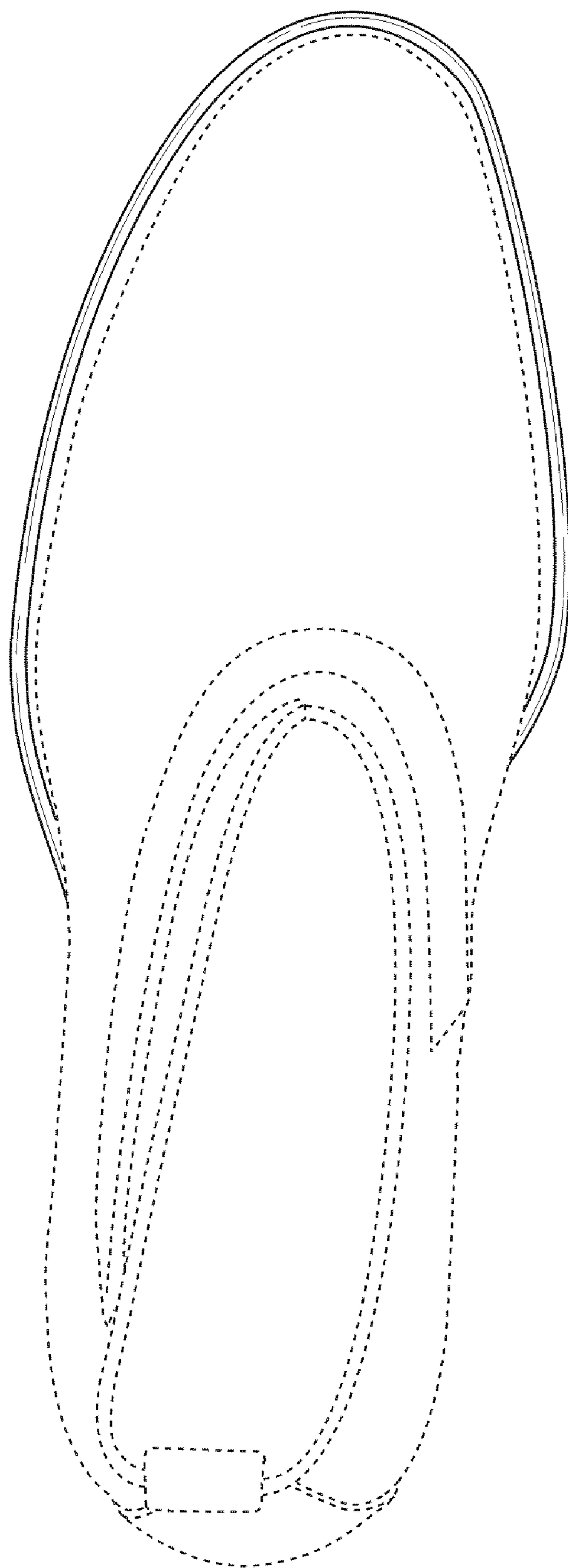


FIG. 2

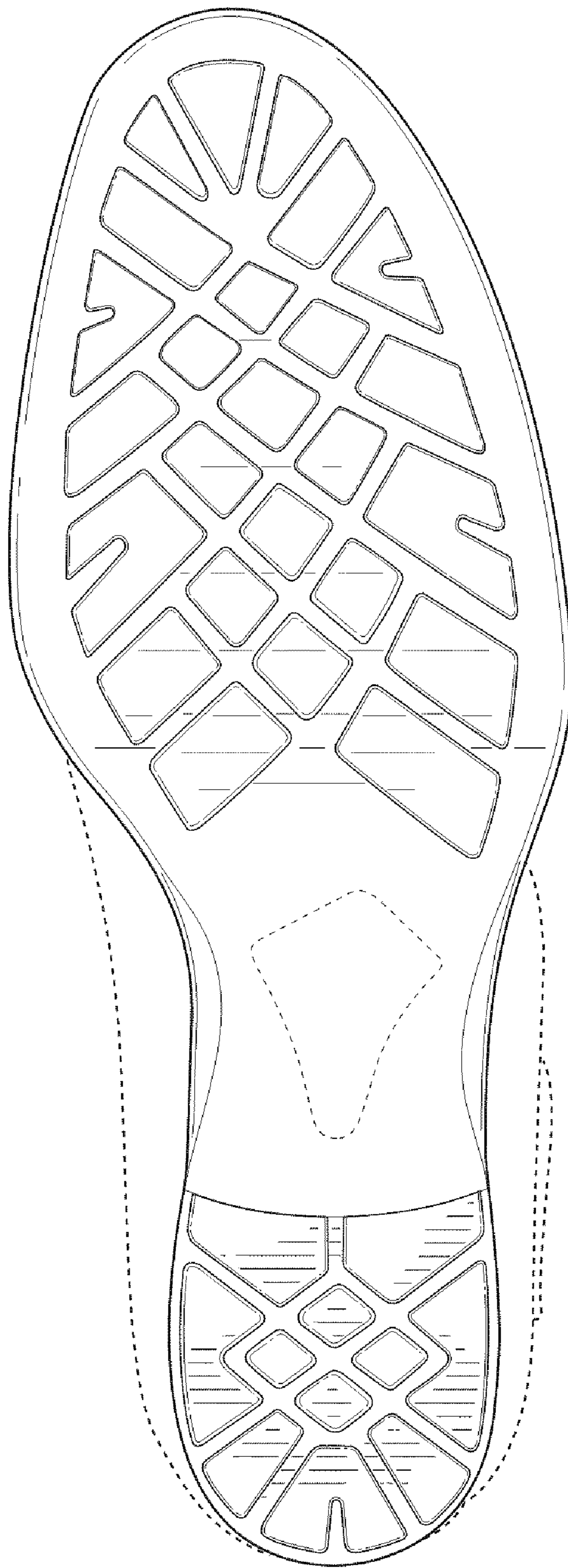


FIG. 3

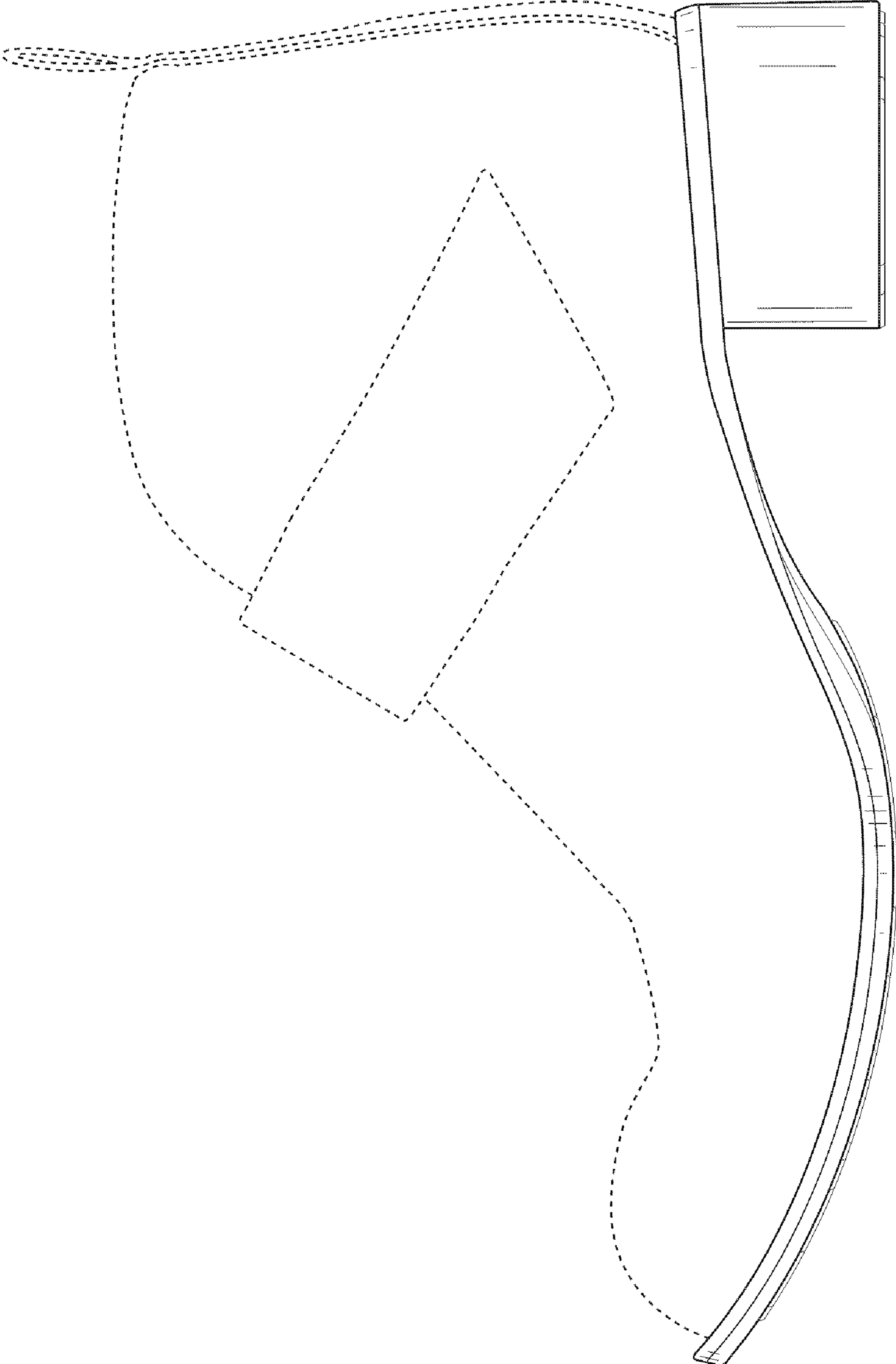


FIG. 4

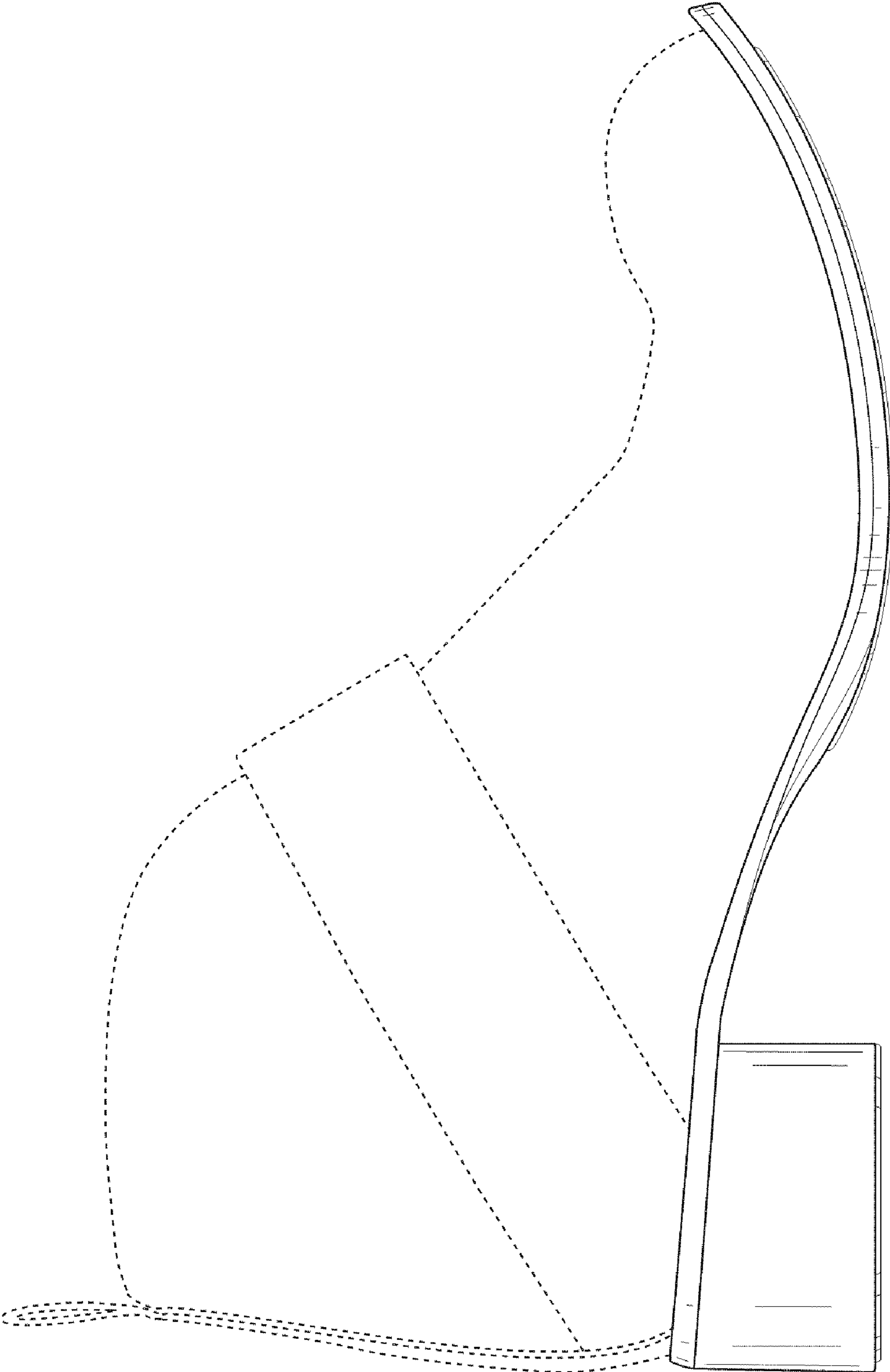


FIG. 5

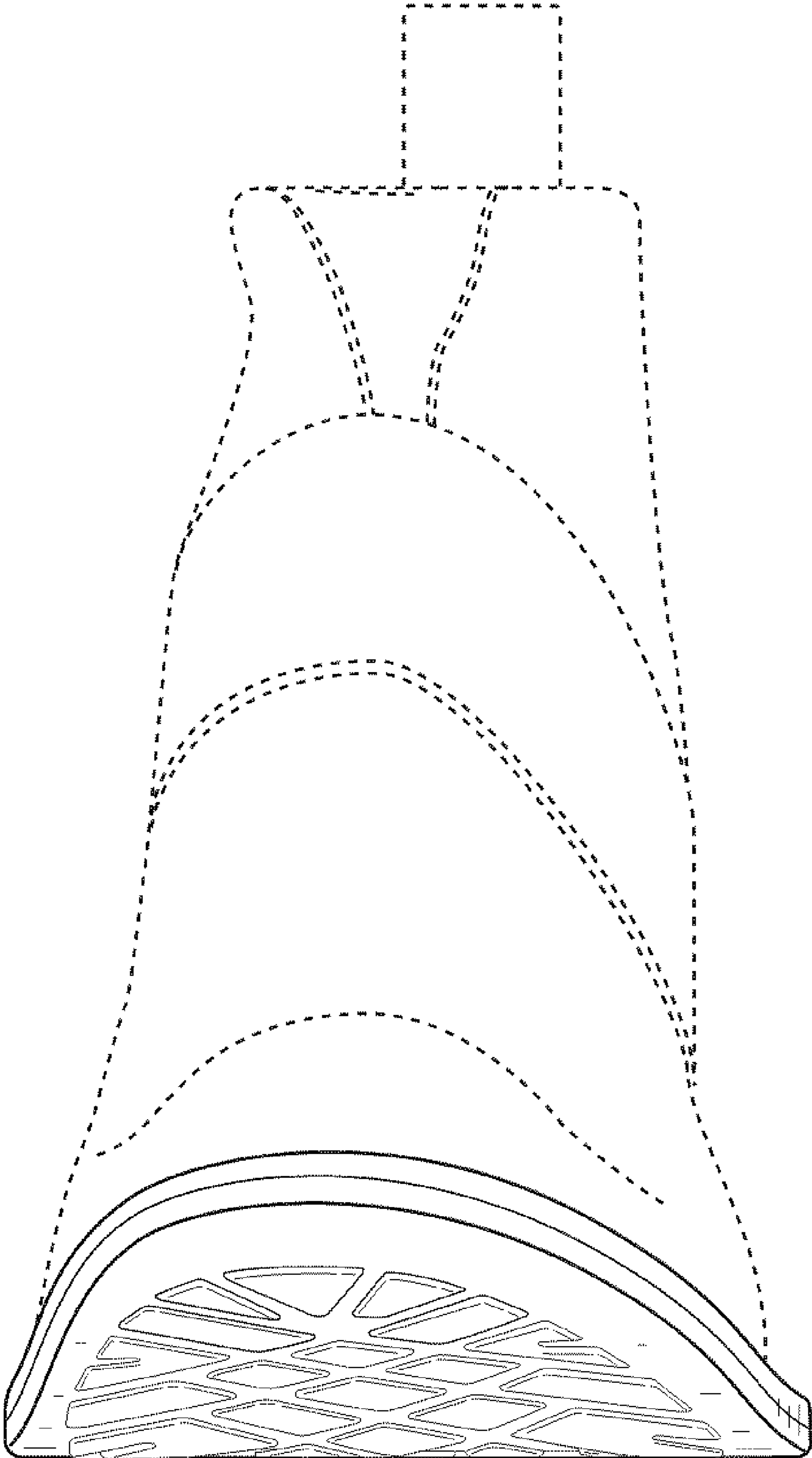


FIG. 6

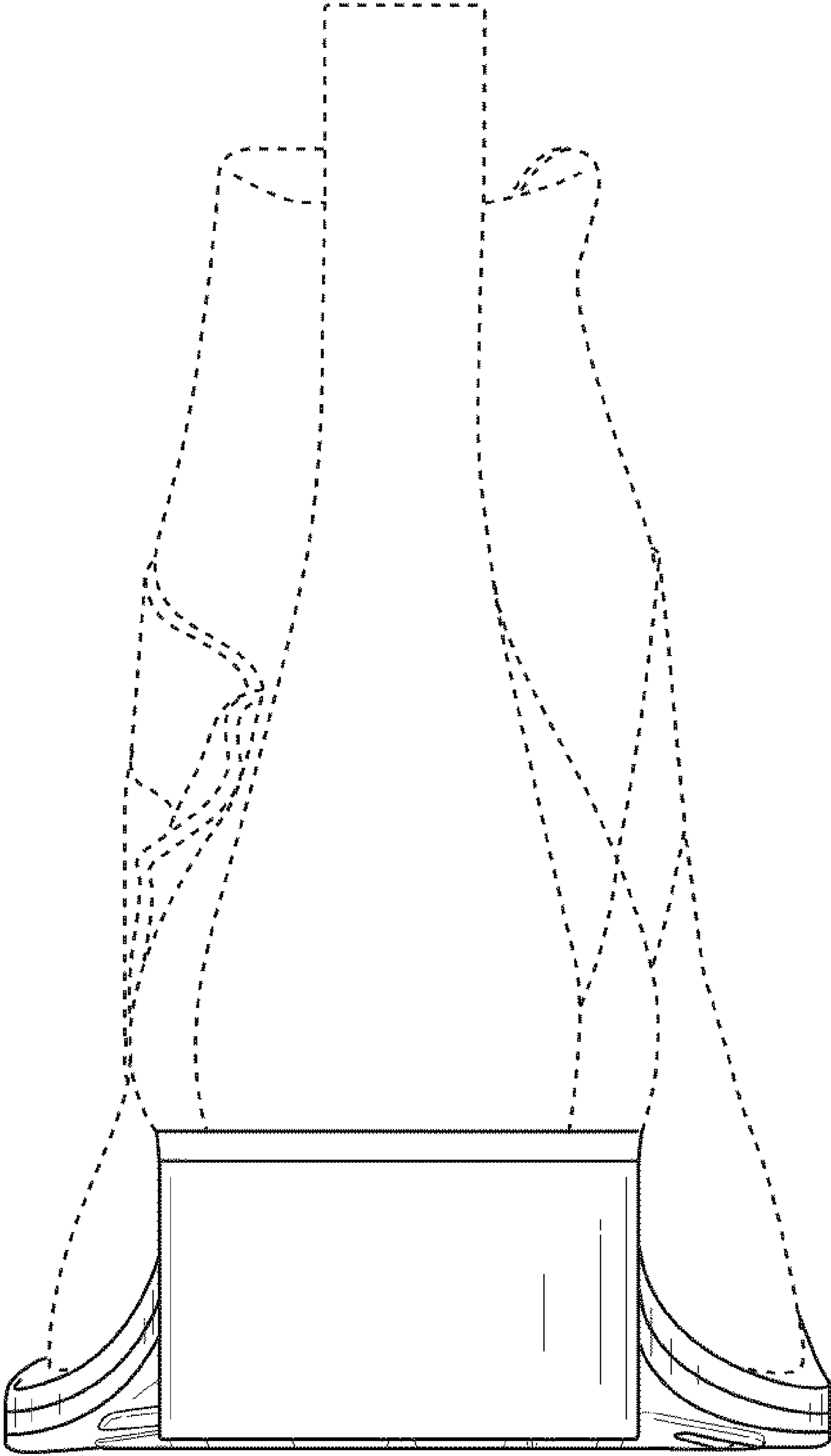


FIG. 7