



US00D620691S

(12) **United States Design Patent**
Akhidime

(10) **Patent No.:** **US D620,691 S**

(45) **Date of Patent:** **** Aug. 3, 2010**

- (54) **PERIPHERY OF AN OUTSOLE**
- (75) Inventor: **Eval Akhidime**, Los Angeles, CA (US)
- (73) Assignee: **Skechers U.S.A. Inc. II**, Manhattan Beach, CA (US)
- (**) Term: **14 Years**
- (21) Appl. No.: **29/355,842**
- (22) Filed: **Feb. 15, 2010**
- (51) **LOC (9) Cl.** **02-99**
- (52) **U.S. Cl.** **D2/946; D2/977**
- (58) **Field of Classification Search** D2/896,
D2/902, 906, 908, 943, 944, 946, 947, 977;
36/25 R-25 A

See application file for complete search history.

(56) **References Cited**
U.S. PATENT DOCUMENTS

4,241,524 A	12/1980	Sink	
D332,001 S	12/1992	Bayer	
D334,278 S *	3/1993	Greene	D2/977
D335,387 S *	5/1993	Smith	D2/977
D339,465 S	9/1993	Teague	
D343,048 S	1/1994	Hauglin	
D411,911 S	7/1999	Carlson	
D438,368 S	3/2001	Akhidime	
D447,856 S	9/2001	Rake	
D449,729 S	10/2001	von Conta	
D455,544 S *	4/2002	Wilson	D2/947
D456,982 S *	5/2002	Rogers	D2/947
D492,472 S	7/2004	Santa	
D497,704 S	11/2004	Wu	
D498,350 S	11/2004	Recchi	
D498,905 S *	11/2004	Wilson	D2/977
D512,817 S	12/2005	Ammon	
D512,818 S *	12/2005	Mitani et al.	D2/977
D512,819 S *	12/2005	Usuki et al.	D2/977
D520,220 S	5/2006	Morgan et al.	
D529,265 S	10/2006	Corbi Rico	
D540,014 S *	4/2007	Turner et al.	D2/977
D541,020 S	4/2007	McClaskie	

D542,522 S *	5/2007	Fujita et al.	D2/977
D546,532 S	7/2007	Matis et al.	
D552,335 S	10/2007	Matis et al.	
D553,846 S *	10/2007	Kayano et al.	D2/977
D555,348 S *	11/2007	Bettencourt	D2/977
D559,509 S *	1/2008	Hayes	D2/977
D561,438 S	2/2008	Belley	
D568,586 S	5/2008	Dolce	
D573,778 S	7/2008	Hawker	
D581,641 S	12/2008	Bethke, Jr.	
D582,133 S	12/2008	Del Biondi	
D584,040 S	1/2009	McDade	
D595,484 S	7/2009	Purdom et al.	
D596,386 S	7/2009	Brambilla	
D597,288 S	8/2009	McClaskie	
D597,295 S *	8/2009	Duffy	D2/977
D599,102 S *	9/2009	Purdom et al.	D2/977
2009/0044432 A1	2/2009	O'Connor et al.	

* cited by examiner

Primary Examiner—Dominic Simone

(74) *Attorney, Agent, or Firm*—Marshall A. Lerner; Marvin H. Kleinberg; Klein & Lerner, LLP

(57) **CLAIM**

The ornamental design for a periphery of an outsole, as shown and described.

DESCRIPTION

FIG. 1 is a perspective view of a first exemplary embodiment of a periphery of an outsole in accordance with my new design.

FIG. 2 is a left side view thereof;

FIG. 3 is a right side view thereof;

FIG. 4 is a top plan view thereof;

FIG. 5 is a rear elevation view thereof; and,

FIG. 6 is a front elevation view thereof.

Broken lines in the figures are for illustrative purposes only and form no part of the claimed invention.

1 Claim, 5 Drawing Sheets




FIG. 1

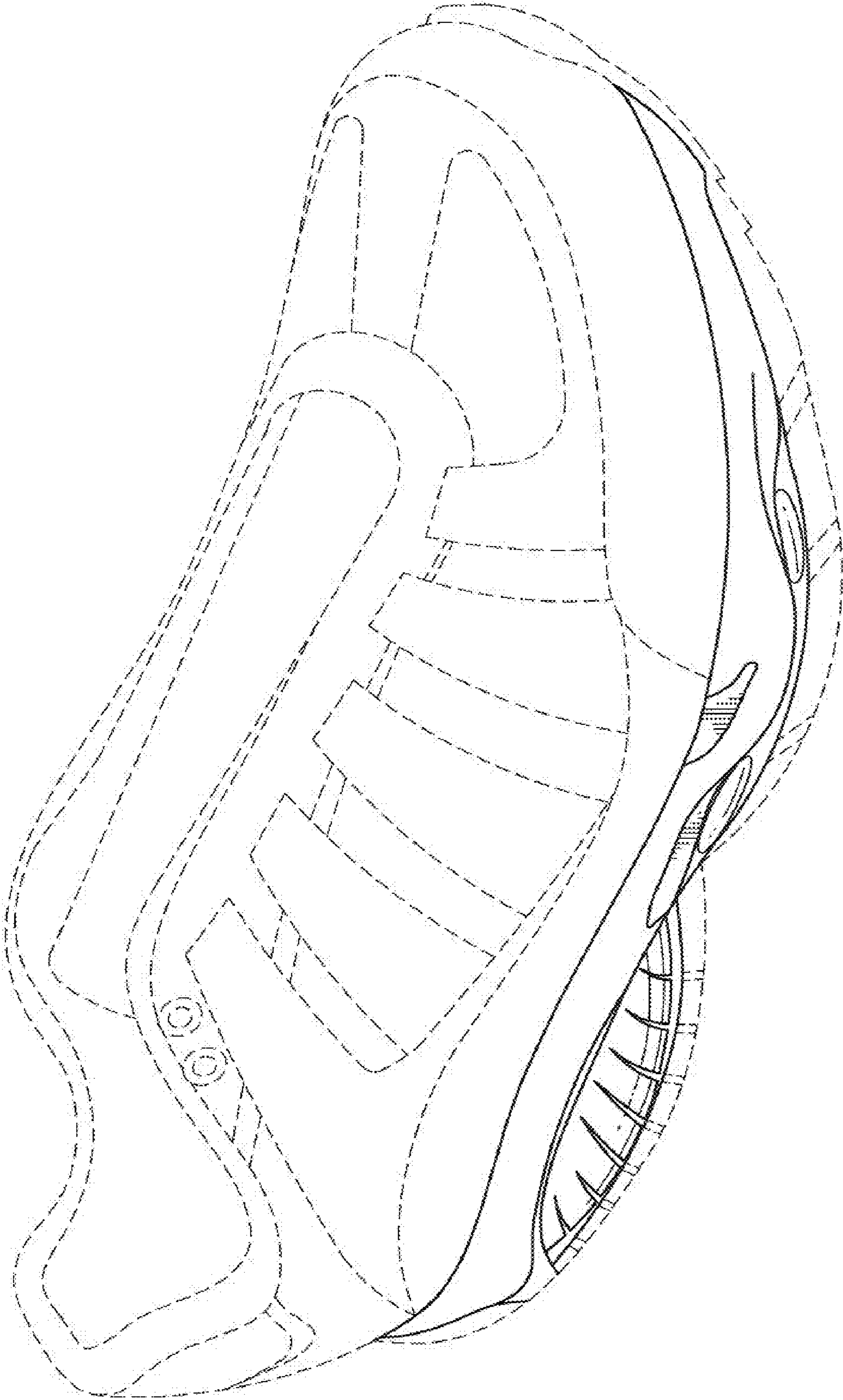
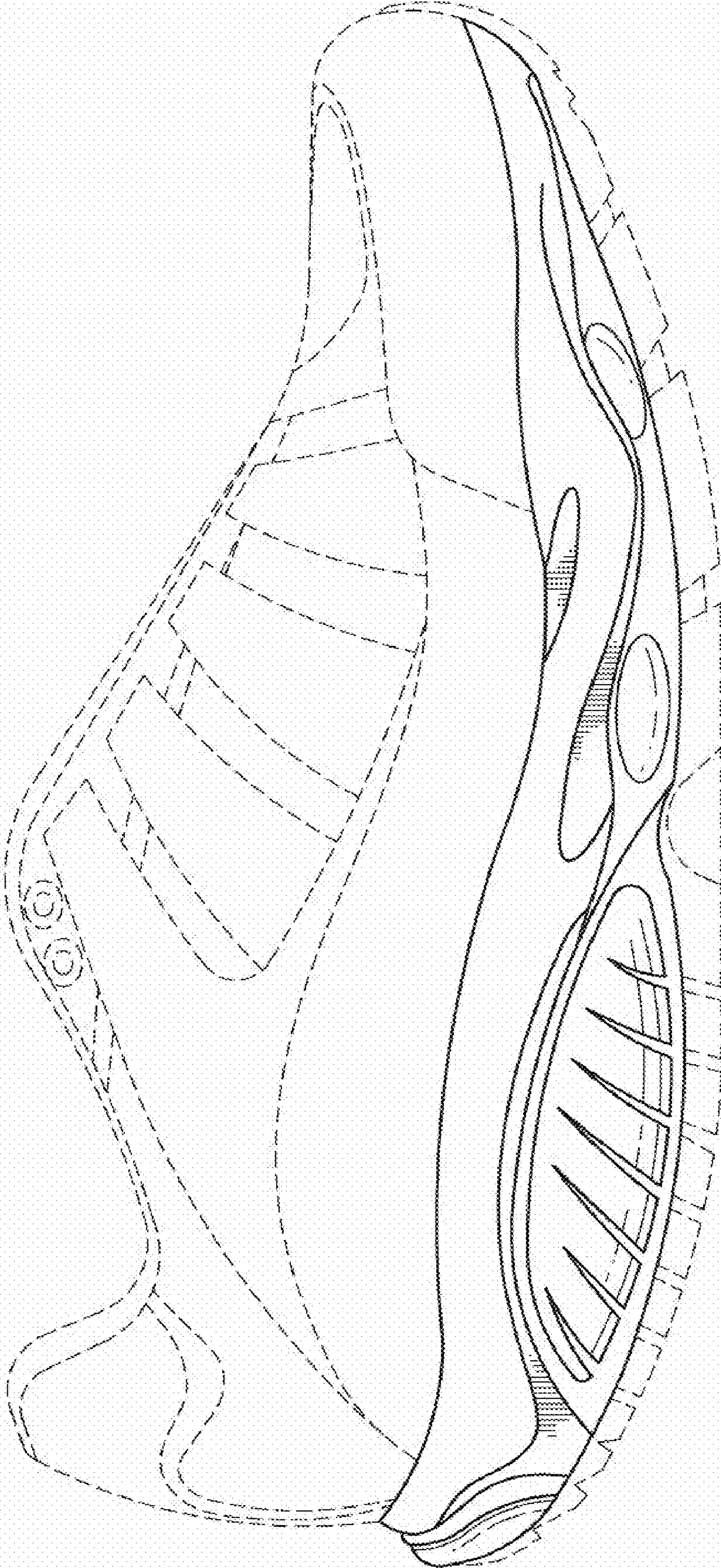


FIG. 2



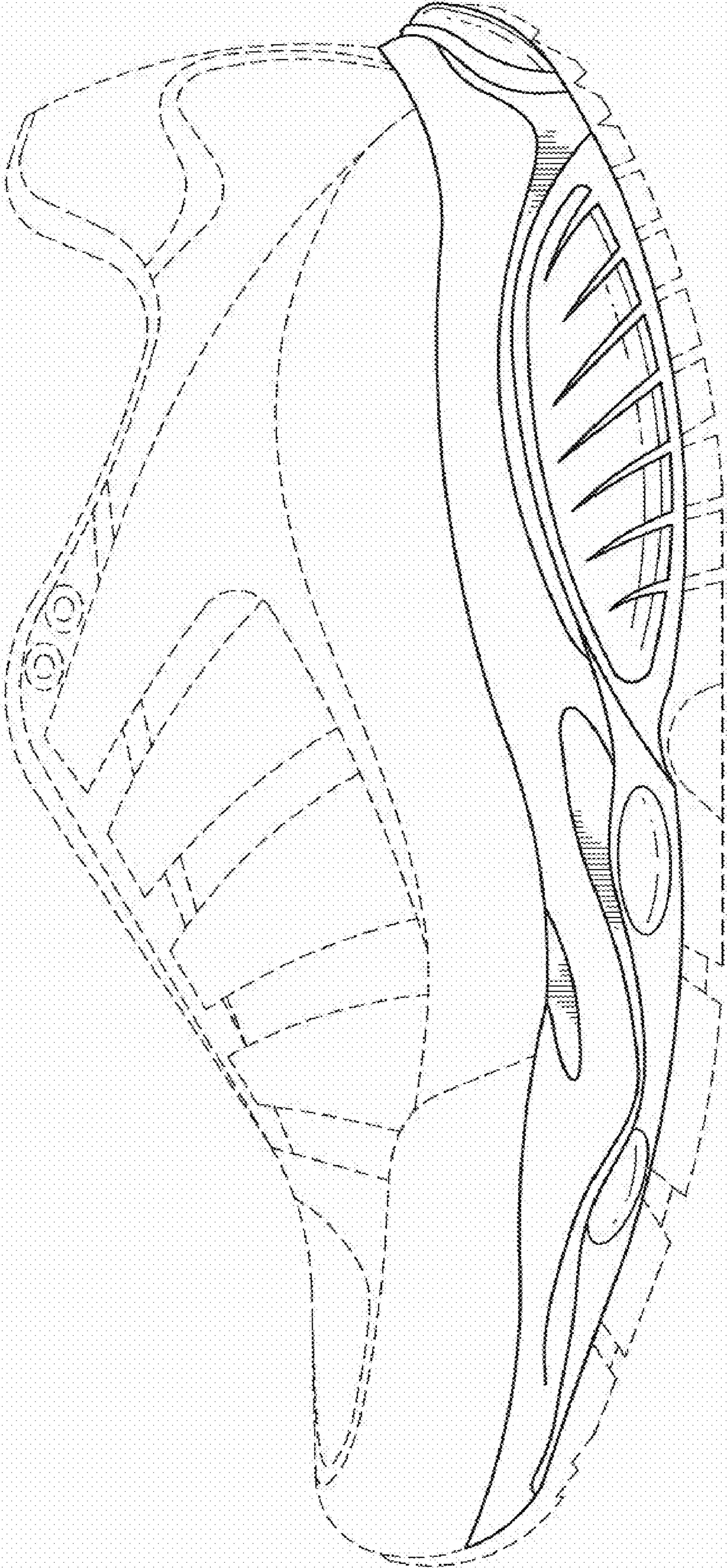


FIG. 3

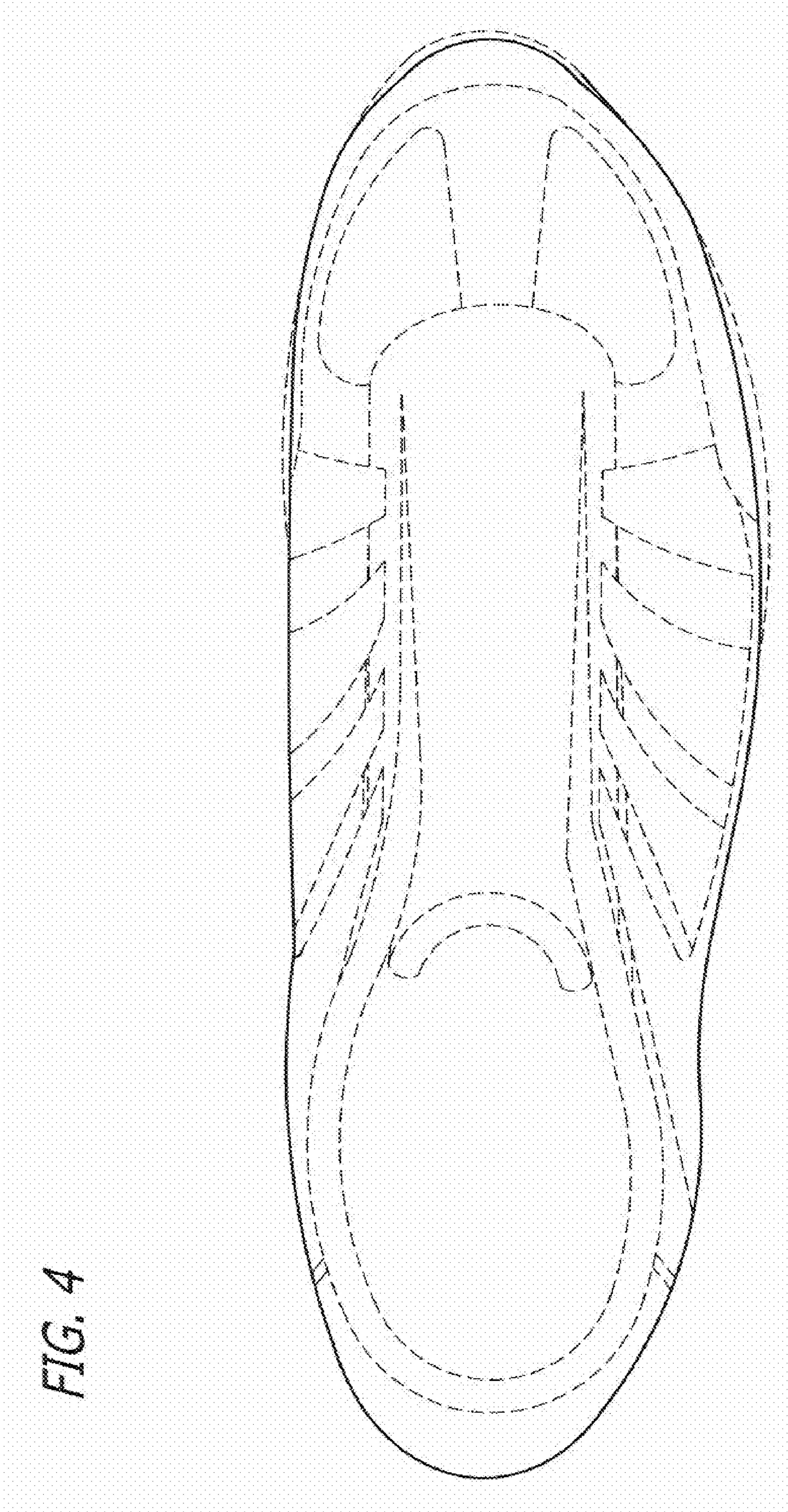


FIG. 4

FIG. 6

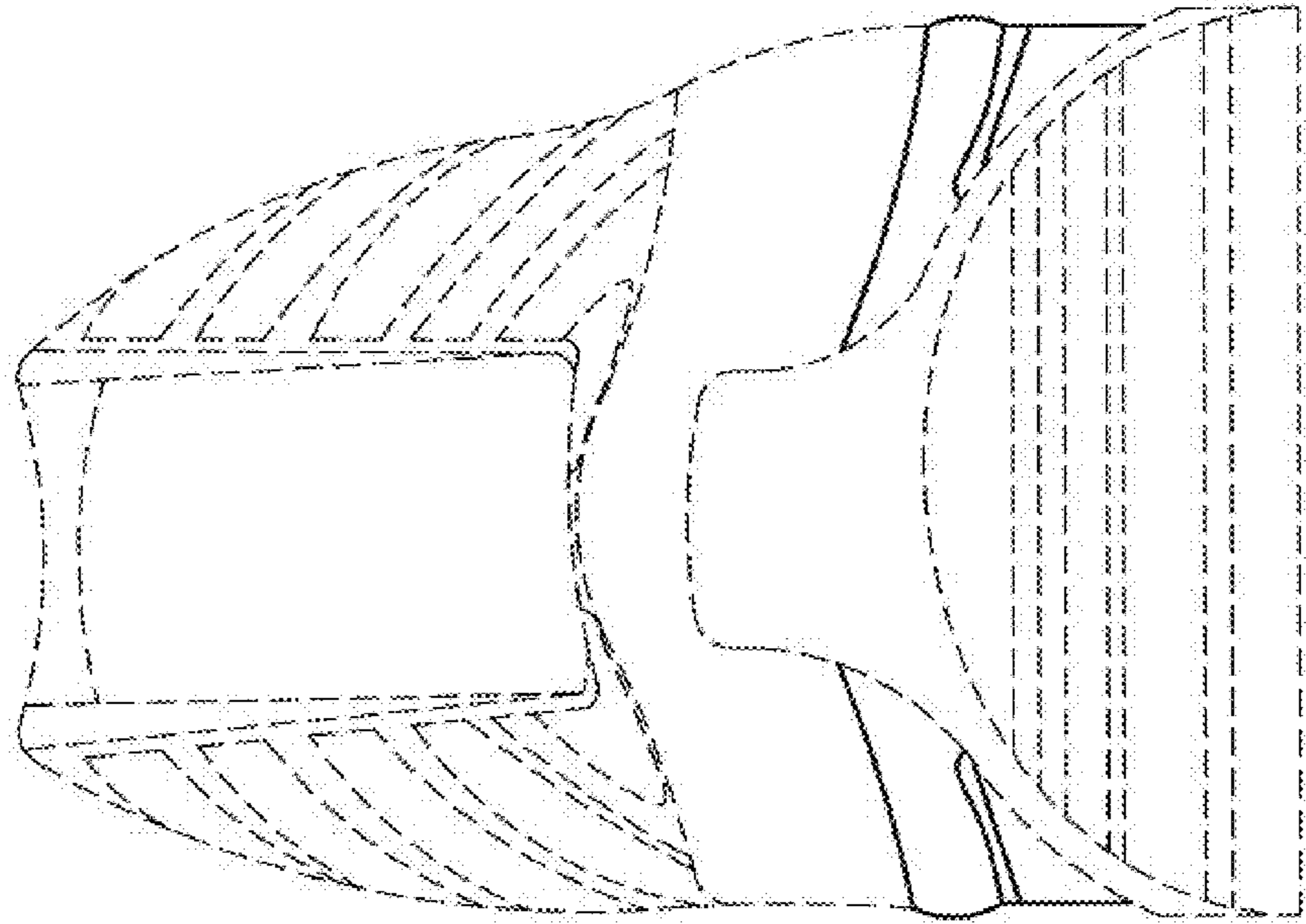


FIG. 5

