



US00D620690S

(12) **United States Design Patent**
Banik et al.

(10) **Patent No.:** **US D620,690 S**

(45) **Date of Patent:** **** Aug. 3, 2010**

(54) **FOOTWEAR UPPER**

(75) Inventors: **Gary J. Banik**, Boulder, CO (US);
Lucio Bandini, Montebelluna (IT)

(73) Assignee: **Wolverine World Wide, Inc.**, Rockford,
MI (US)

(**) Term: **14 Years**

(21) Appl. No.: **29/336,651**

(22) Filed: **May 7, 2009**

(51) **LOC (9) Cl.** **02-99**

(52) **U.S. Cl.** **D2/946; D2/972**

(58) **Field of Classification Search** D2/896,
D2/902, 906-908, 943, 944, 969, 972-974;
36/45-49, 50.1, 77 M, 77 R, 83, 88, 113,
36/114, 126-131

See application file for complete search history.

(56) **References Cited**

U.S. PATENT DOCUMENTS

D322,879 S *	1/1992	Hatfield	D2/972
D386,895 S *	12/1997	Hatfield	D2/972
D441,181 S *	5/2001	Morgan	D2/972
D487,623 S *	3/2004	Matis	D2/969
D501,072 S *	1/2005	Matis et al.	D2/969
D501,296 S	2/2005	Matis et al.		
D502,799 S	3/2005	Matis et al.		
D503,267 S	3/2005	Matis et al.		
D503,523 S *	4/2005	Matis et al.	D2/969
D503,526 S *	4/2005	Matis et al.	D2/969
D506,598 S	6/2005	Schoenborn et al.		
D523,217 S *	6/2006	Matis et al.	D2/969

D532,588 S	11/2006	Matis et al.		
D532,961 S *	12/2006	Schoenborn et al.	D2/969
D535,812 S *	1/2007	Matis et al.	D2/969
D538,019 S *	3/2007	Schoenborn et al.	D2/969
D575,502 S *	8/2008	St-Louis	D2/972
D575,951 S *	9/2008	St-Louis	D2/972
D586,105 S	2/2009	Banik et al.		

* cited by examiner

Primary Examiner—Dominic Simone

(74) *Attorney, Agent, or Firm*—Warner Norcross & Judd LLP

(57) **CLAIM**

The ornamental design for footwear upper, as shown and described.

DESCRIPTION

FIG. 1 is a perspective view of the footwear upper embodying the new design;

FIG. 2 is a top view thereof;

FIG. 3 is a right side view thereof;

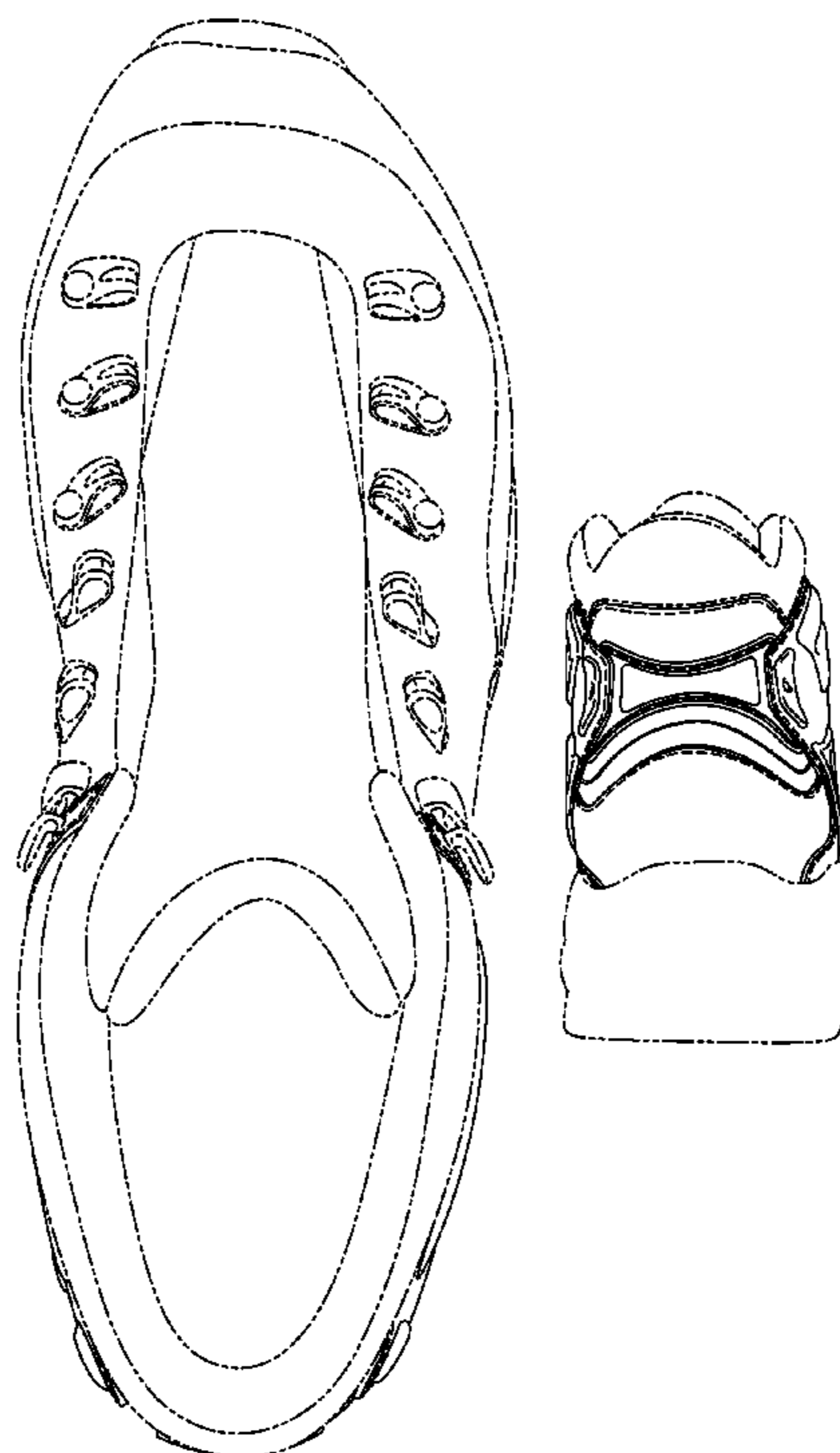
FIG. 4 is a left side view thereof;

FIG. 5 is a front view thereof; and,

FIG. 6 is a rear view thereof.

FIGS. 1-6 show features of an article of footwear in phantom lines. These features are shown for environmental purposes and do not form any part of the claimed design. Further, the phantom lines immediately adjacent the solid-line portions of the design form the boundary of the design, with the phantom lines forming no part of the claimed design.

1 Claim, 4 Drawing Sheets






Fig. 1

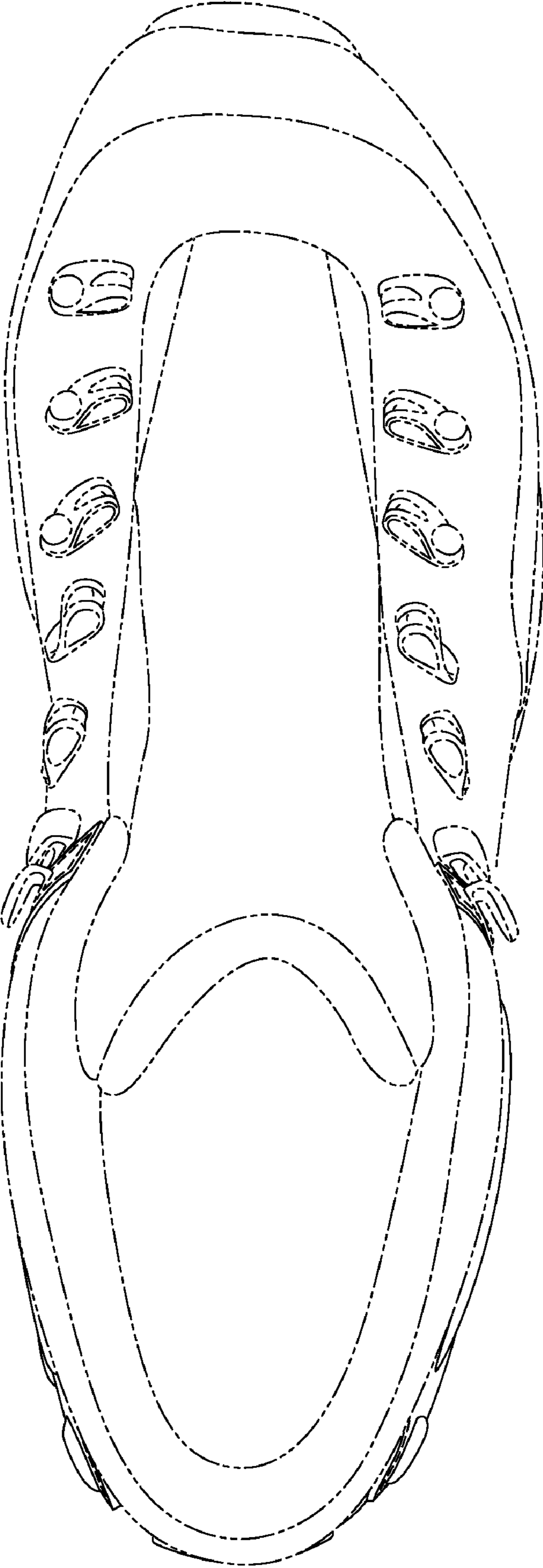


Fig. 2

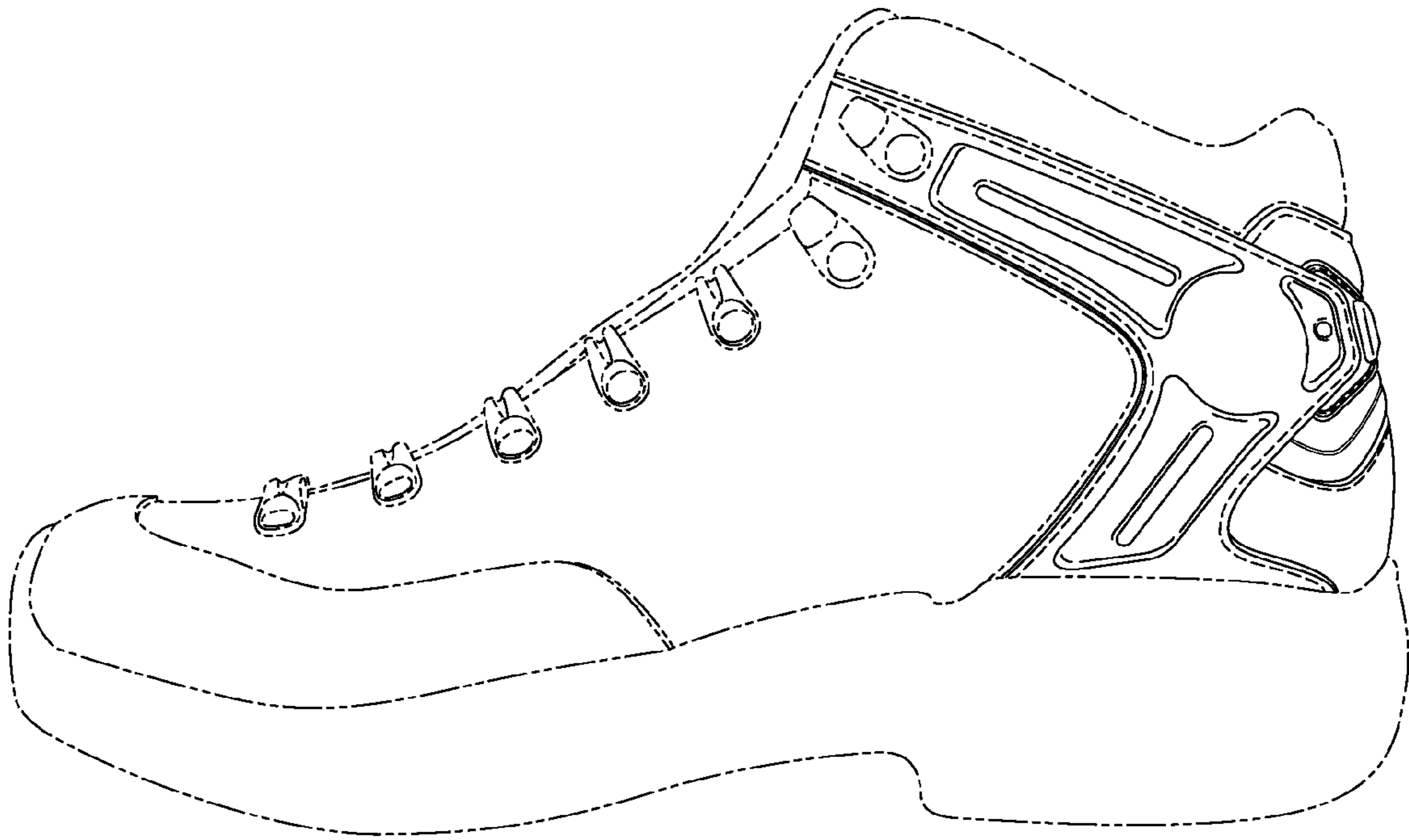


Fig. 3

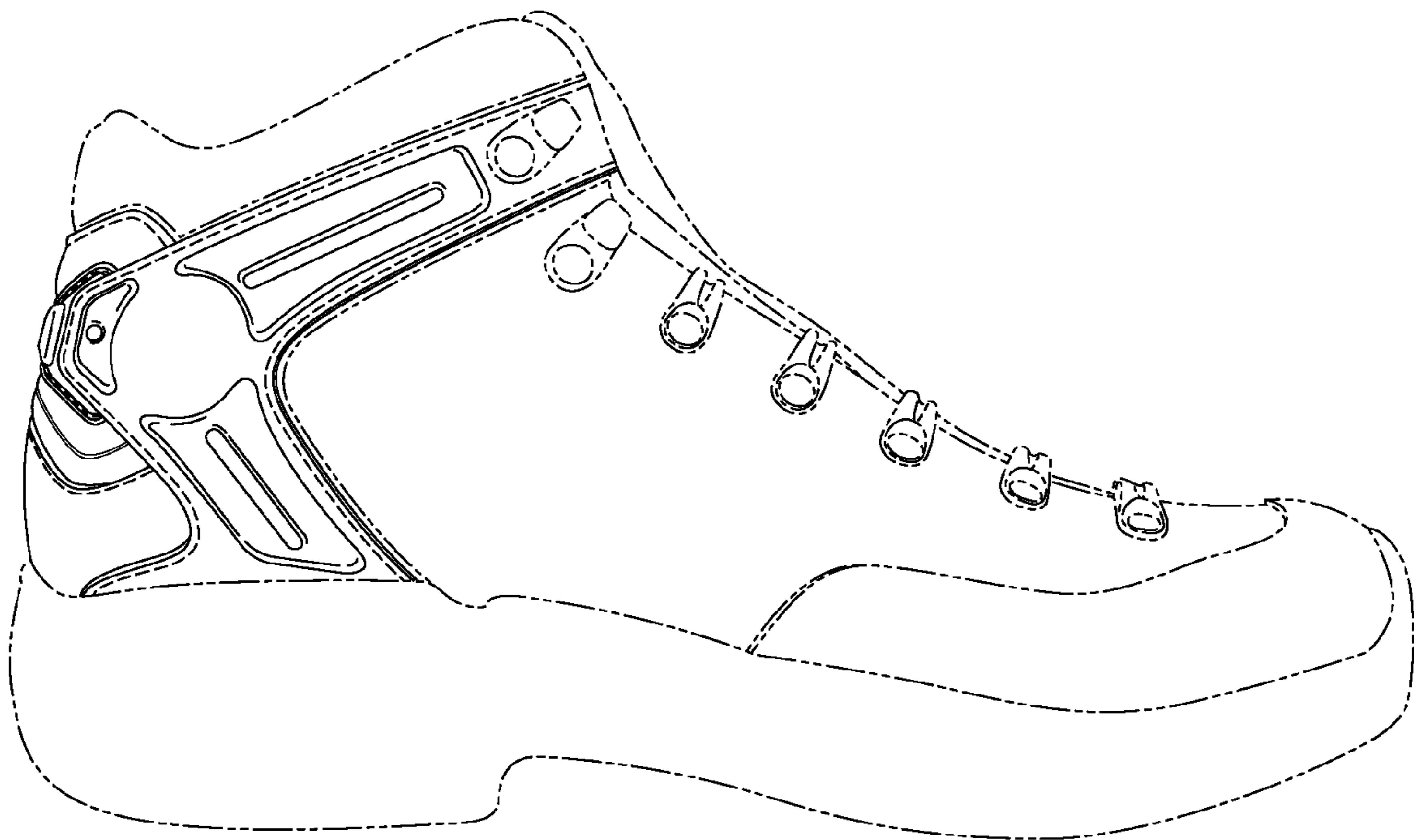


Fig. 4

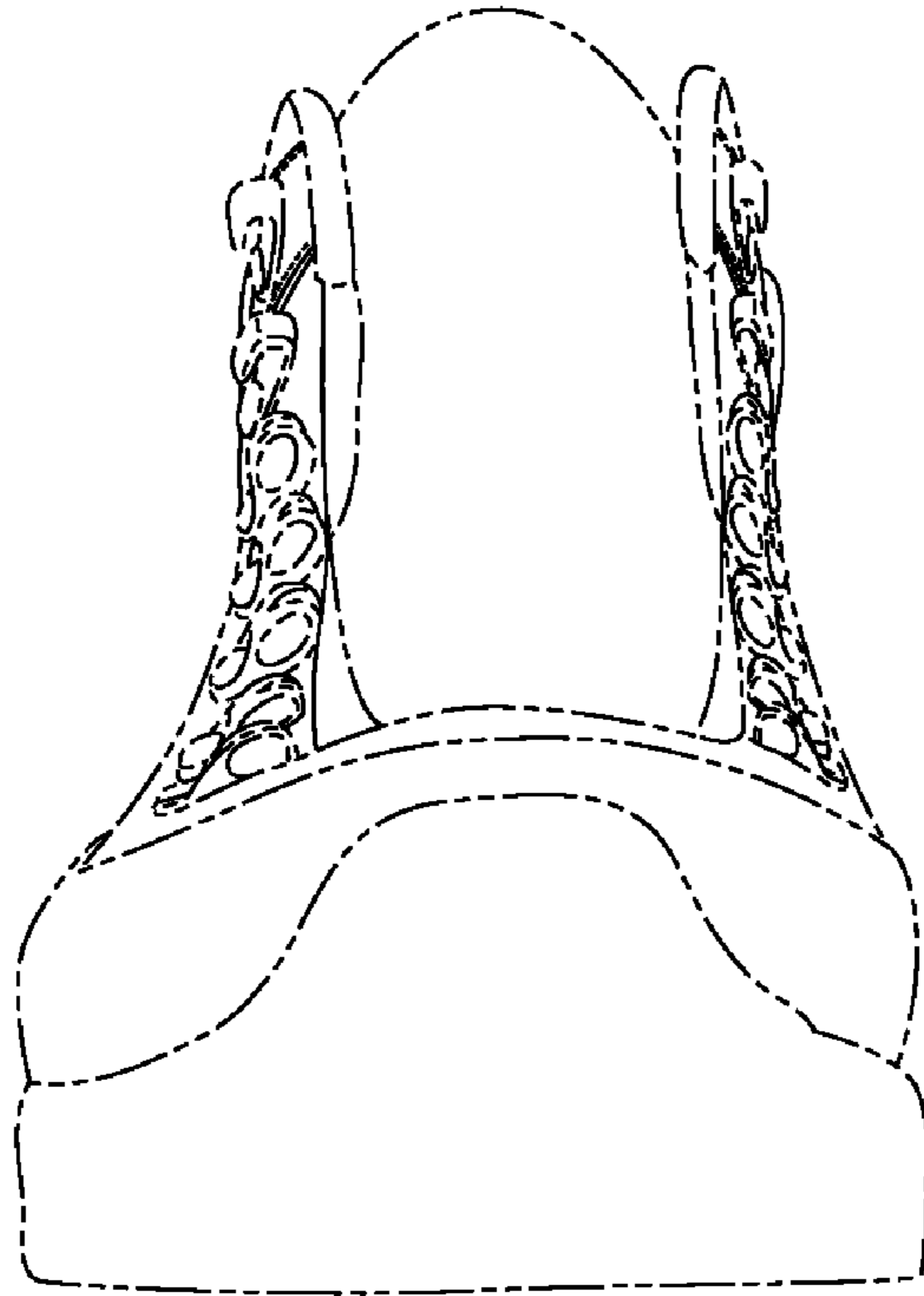


Fig. 5

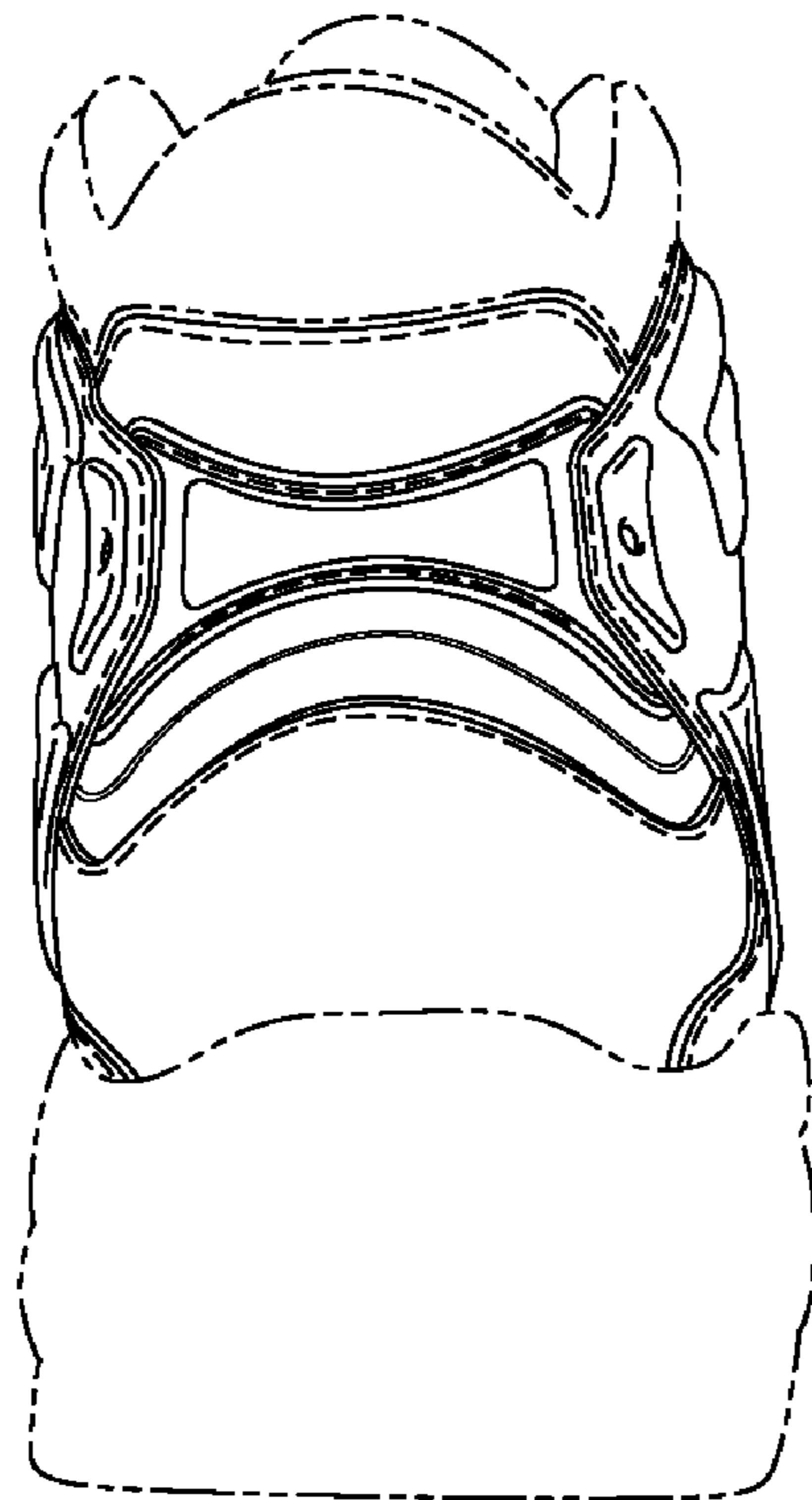


Fig. 6