



US00D620681S

(12) **United States Design Patent**
Zausner

(10) **Patent No.:** **US D620,681 S**

(45) **Date of Patent:** **** Aug. 3, 2010**

(54) **NOVELTY BELT**

(76) **Inventor:** **Peri Zausner**, c/o Ladas & Parry LLP,
26 W. 61st St., New York, NY (US)
10023

(**) **Term:** **14 Years**

(21) **Appl. No.:** **29/343,678**

(22) **Filed:** **Sep. 17, 2009**

(51) **LOC (9) Cl.** **02-07**

(52) **U.S. Cl.** **D2/632**

(58) **Field of Classification Search** D2/500–503,
D2/505–506, 508, 624, 627, 632; 2/91, 300,
2/311; D6/599

See application file for complete search history.

(56) **References Cited**

U.S. PATENT DOCUMENTS

D135,206 S *	3/1943	Mynors	D2/632
D279,727 S *	7/1985	Mitchell	D2/508
D280,570 S *	9/1985	Stanley et al.	D2/632
4,724,548 A *	2/1988	London	2/338
D370,585 S *	6/1996	Faithfull	D6/599

D377,815 S *	2/1997	Deprima	D21/623
D397,538 S *	9/1998	Hannah	D2/508

* cited by examiner

Primary Examiner—T. Chase Nelson

Assistant Examiner—Kathleen M Sims

(74) *Attorney, Agent, or Firm*—Ladas & Parry LLP

(57) **CLAIM**

The ornamental design for a novelty belt, as shown and described.

DESCRIPTION

FIG. 1 is a perspective view of a novelty belt showing my new design;

FIG. 2 is right side elevation view, the left side view being a mirror image thereof;

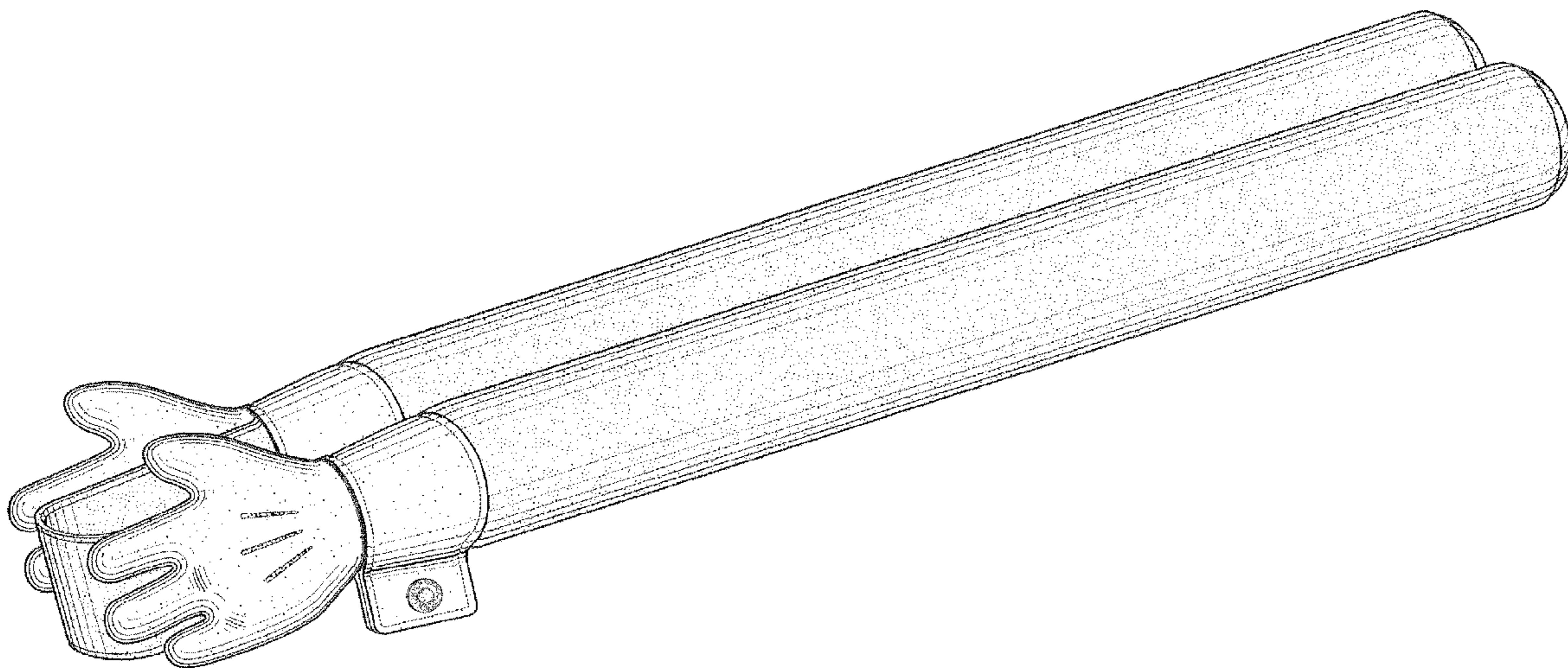
FIG. 3 is a top plan view;

FIG. 4 is a bottom plan view;

FIG. 5 is an rear elevation view; and,

FIG. 6 is a front elevation view thereof.

1 Claim, 4 Drawing Sheets



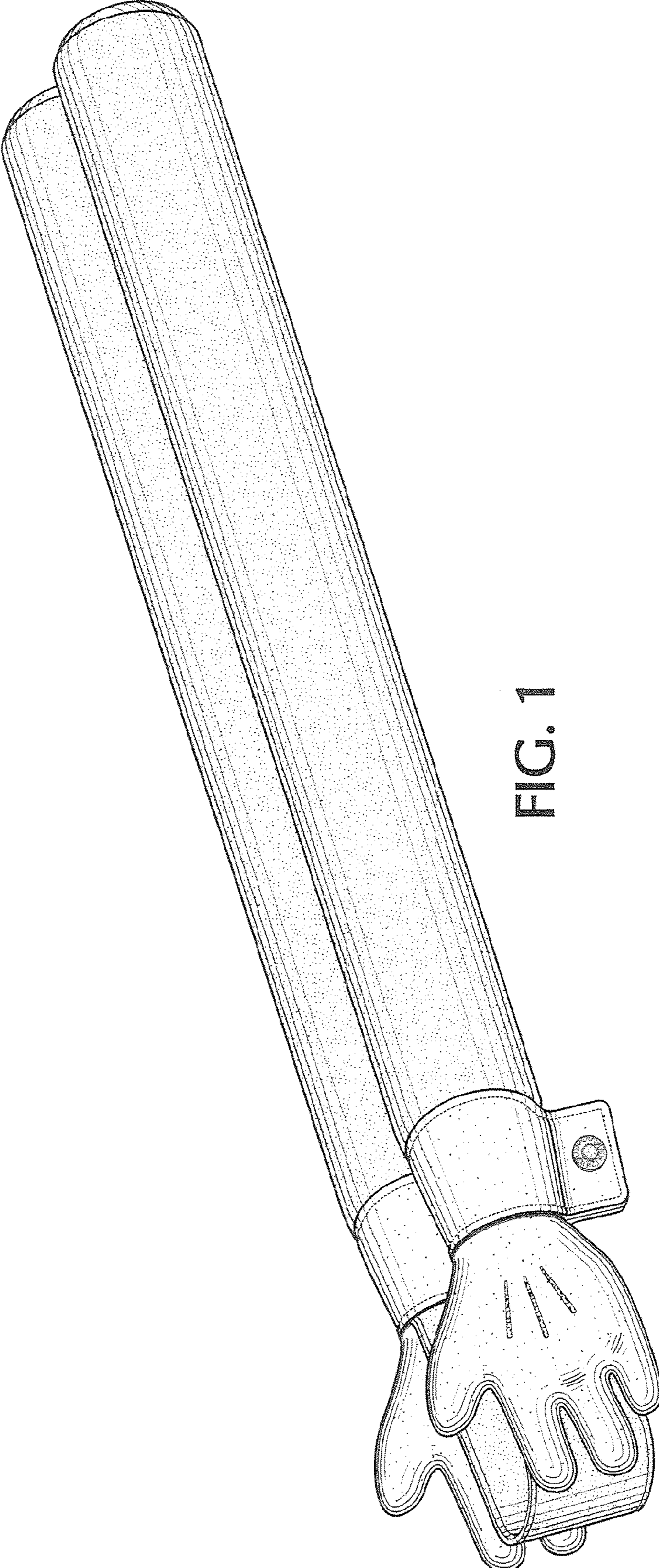


FIG. 1

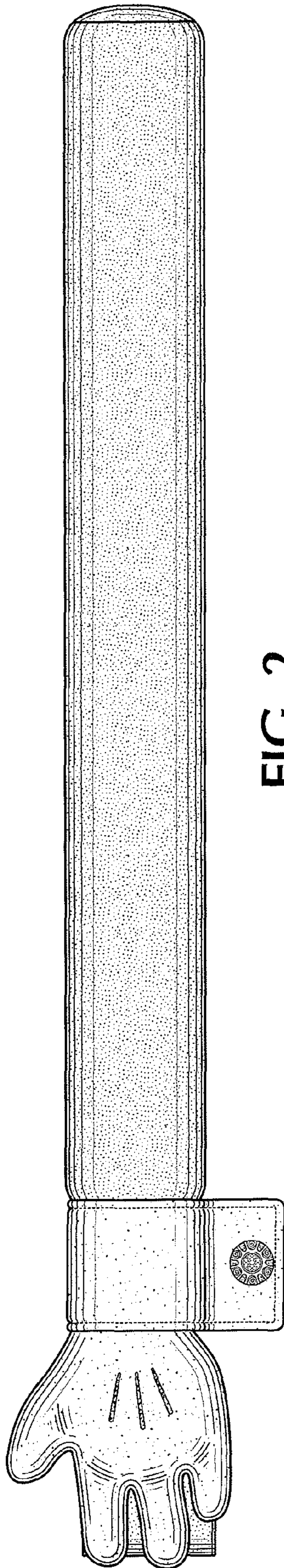


FIG. 2

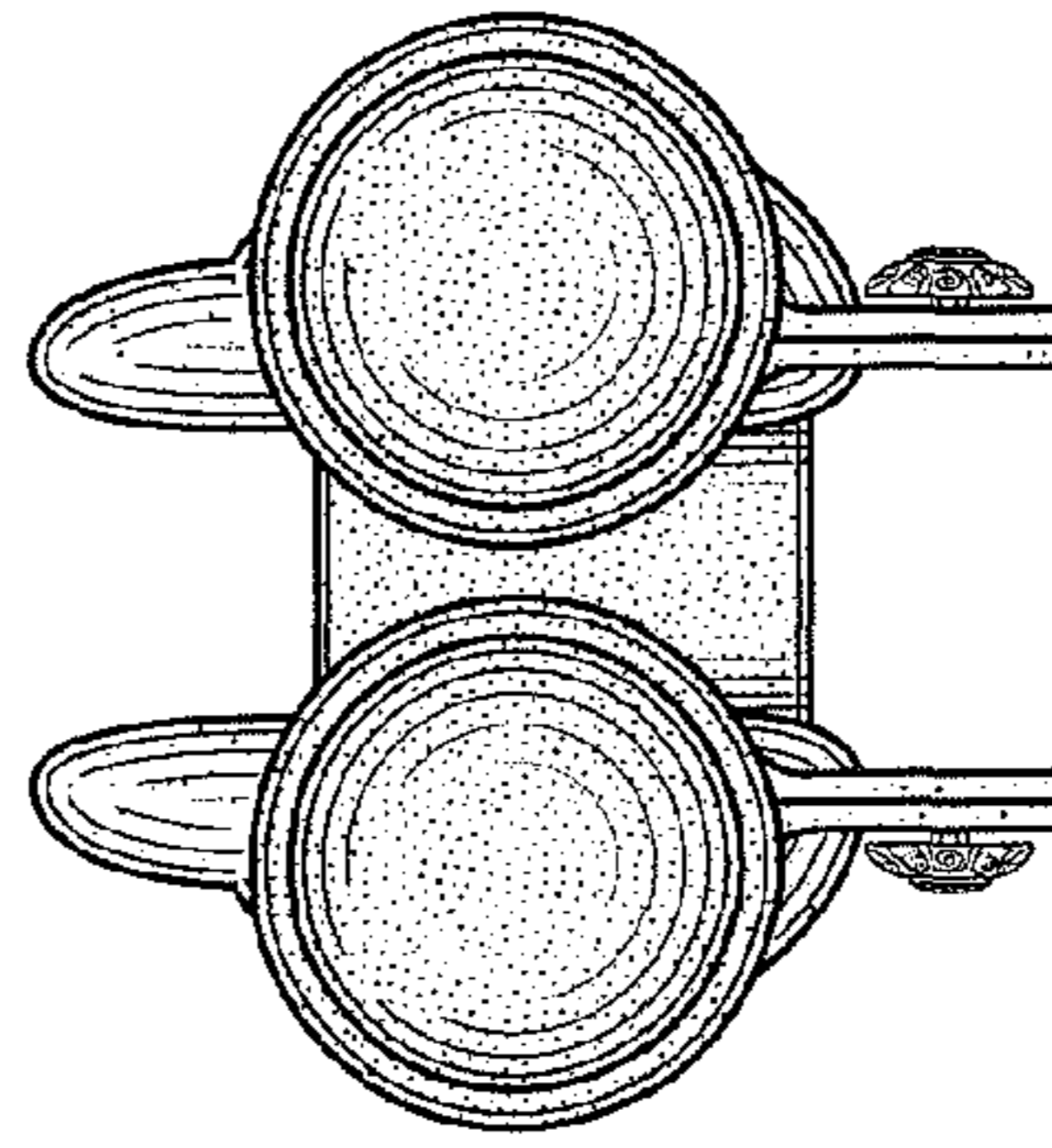


FIG. 6

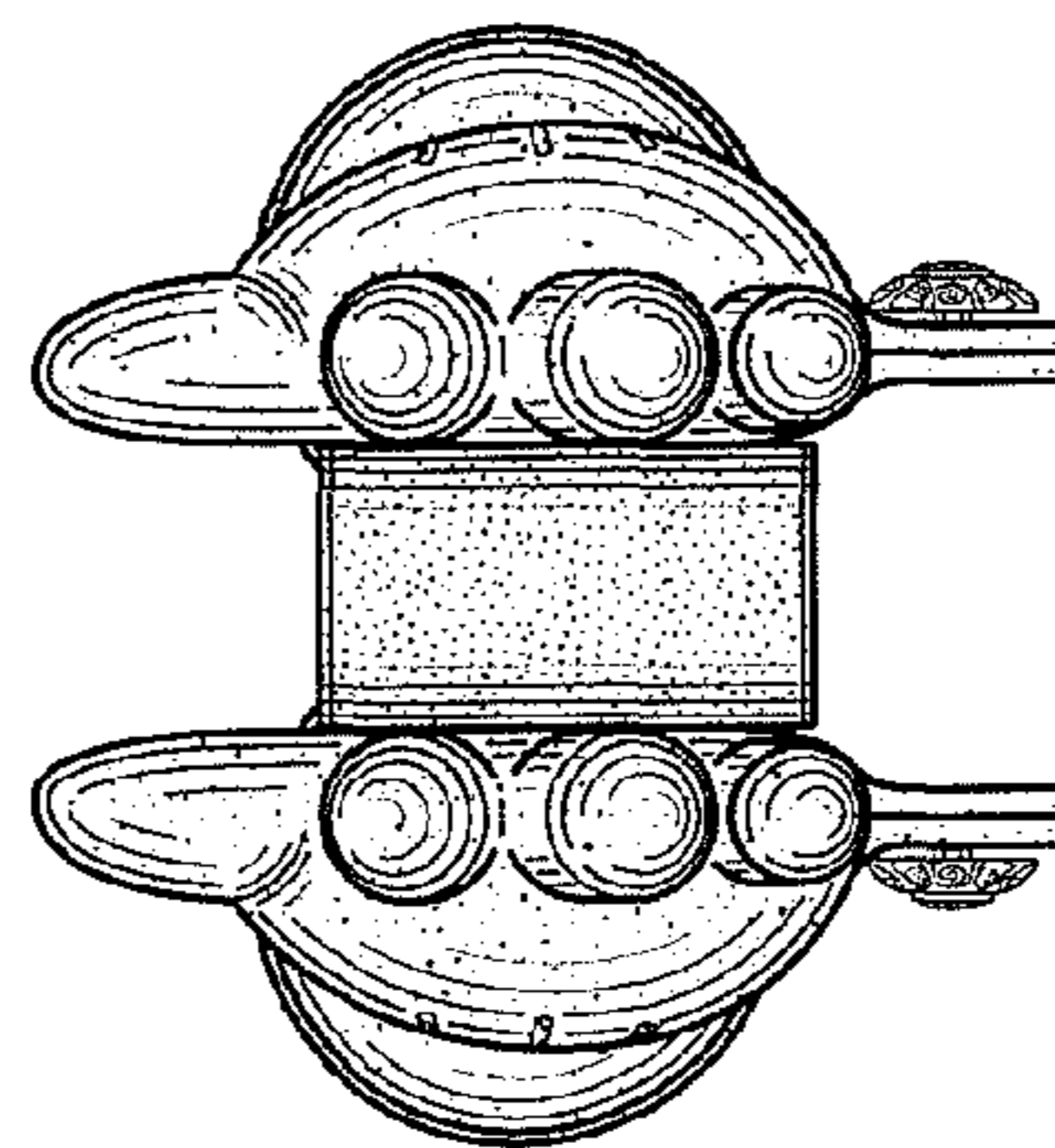


FIG. 5




FIG. 3




FIG. 4