



US00D620678S

(12) **United States Design Patent**  
**Bengyak**

(10) **Patent No.:** **US D620,678 S**

(45) **Date of Patent:** **\*\* Aug. 3, 2010**

(54) **GLOVES**

(76) **Inventor:** **Christopher Edward Bengyak**, 3030  
10<sup>th</sup> Ct., Vero Beach, FL (US) 32960

(\*\*) **Term:** **14 Years**

(21) **Appl. No.:** **29/348,797**

(22) **Filed:** **Feb. 9, 2010**

(51) **LOC (9) Cl.** ..... **02-06**

(52) **U.S. Cl.** ..... **D2/615**

(58) **Field of Classification Search** ..... D2/610-623;  
D29/113, 118, 119; 2/158, 159, 161.3, 161.4,  
2/161.8; 15/227, 104, 94; D21/153, 157,  
D21/159, 168, 100; D20/10, 23, 25, 29  
See application file for complete search history.

(56) **References Cited**

**U.S. PATENT DOCUMENTS**

1,624,429	A *	4/1927	Palmer	.....	2/162
1,630,730	A *	5/1927	Daugherty	.....	116/35 R
D295,640	S *	5/1988	Breault	.....	D10/109
D364,742	S *	12/1995	Wells	.....	D4/138
D427,278	S *	6/2000	Lin	.....	D23/202
D464,376	S *	10/2002	Zimmerman	.....	D20/33
6,976,274	B1 *	12/2005	Dufresne	.....	2/161.6
D529,526	S *	10/2006	Gringer et al.	.....	D15/147
D609,428	S *	2/2010	Bengyak	.....	D2/615
2004/0098894	A1 *	5/2004	Thomas	.....	40/586

**OTHER PUBLICATIONS**

U.S. Appl. No. 29/349,215, entitled *Gloves*, filed Mar. 17, 2010, by Christopher Edward Bengyak.

Vanderbilt logo, retrieved on Apr. 11, 2010, from website <http://www.sportslogos.net/team.php?id=895>.

Virginia Cavaliers logo, retrieved on Apr. 11, 2010 from website: <http://www.sportslogos.net/team.php?id=898>.

Villanova Wildcats logo, retrieved on Apr. 11, 2010 from website: <http://en.wikipedia.org/wiki/File:VillanovaWildcats.png>.

\* cited by examiner

*Primary Examiner*—Raphael Barkai

*Assistant Examiner*—Randall H Gholson

(57) **CLAIM**

The ornamental design for gloves, as shown and described.

**DESCRIPTION**

FIG. 1 is an elevational palm-side view of a right hand glove according to the present invention;

FIG. 2 is an elevational backhand view of the glove of FIG. 1 according to the present invention;

FIG. 3 is an alternate elevational palm-side view of the glove of FIGS. 1-2 being worn by a user according to the present invention.


FIG. 4 is an elevational palm-side view of a left hand glove according to the present invention;

FIG. 5 is an elevational backhand view of FIG. 4 according to the present invention; and,

FIG. 6 is an alternate elevational palm-side view of the glove of FIGS. 4-5 being worn by a user according to the present invention.

The broken lines showing the gloves in use are included for the purpose of illustration and form no part of the claimed design.

**1 Claim, 4 Drawing Sheets**






FIG. 1

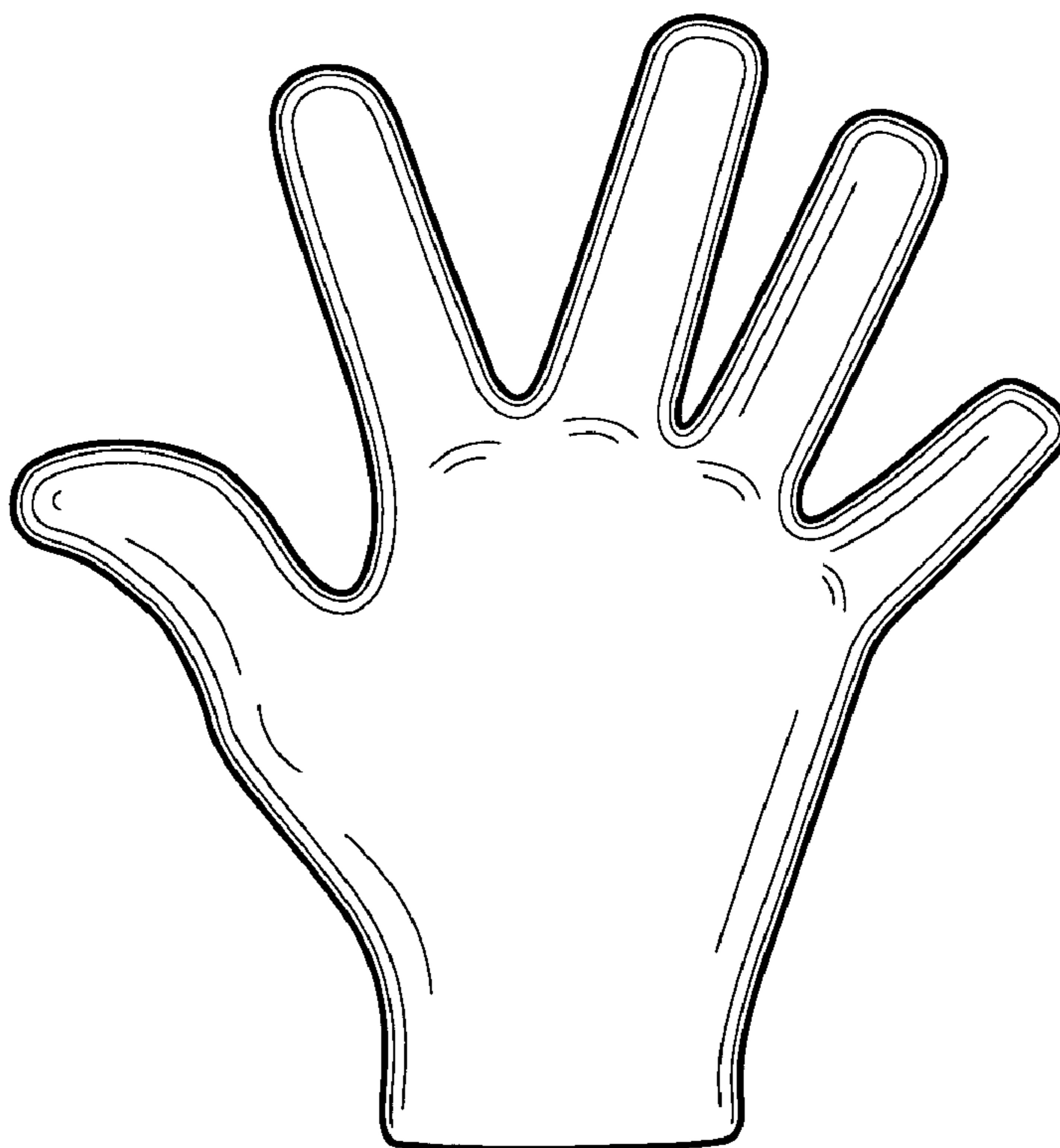


FIG. 2



FIG. 3




FIG. 4

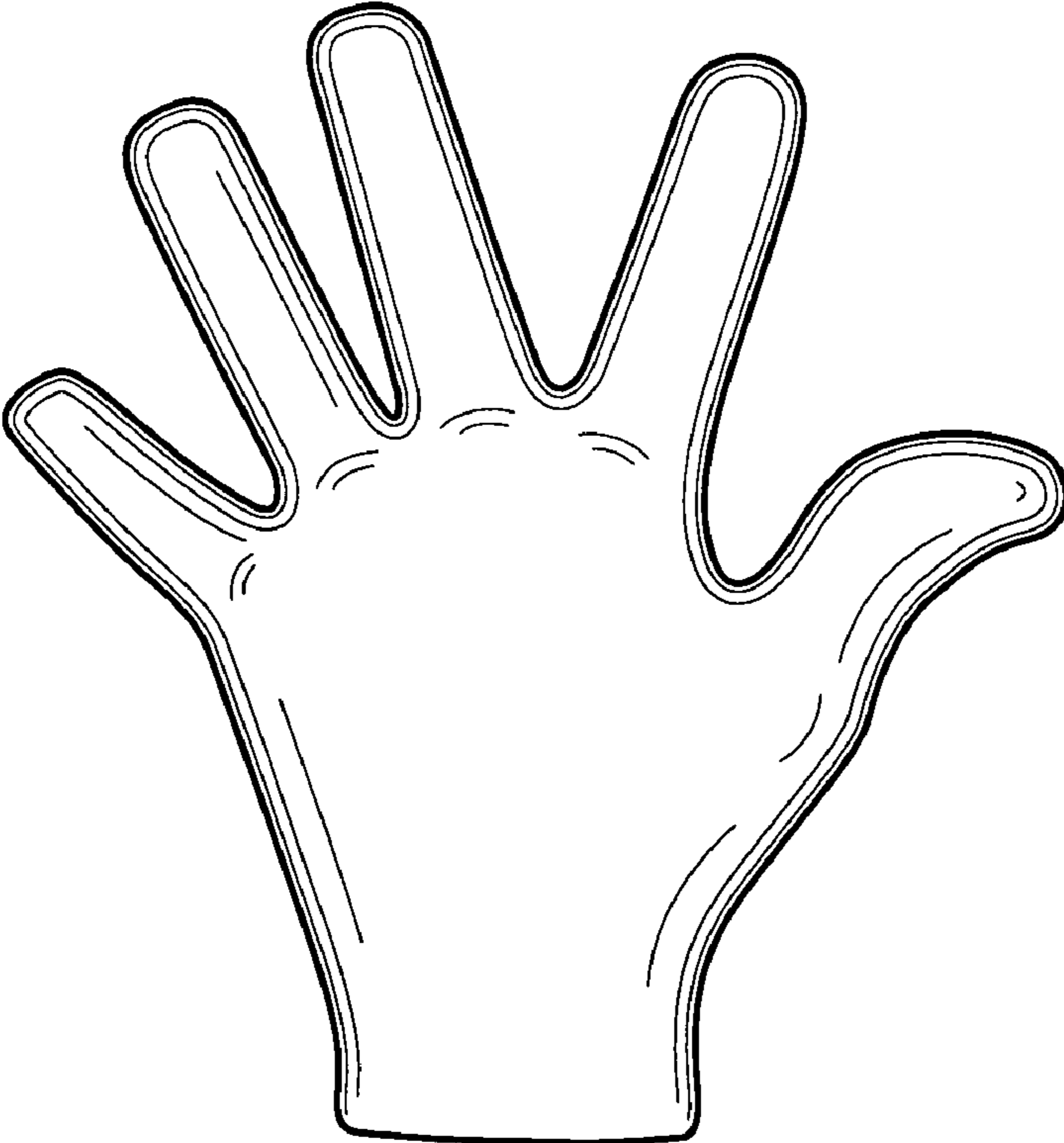


FIG. 5



FIG. 6