



US00D620677S

(12) **United States Design Patent**
Rea et al.

(10) **Patent No.:** **US D620,677 S**
(45) **Date of Patent:** **** Aug. 3, 2010**

(54) **SINGLE-LOBE BAG FOR INFUSION PRODUCTS**

(75) Inventors: **Dario Rea**, Monterenzio (IT); **Sauro Rivola**, Riolo Terme (IT)

(73) Assignee: **I.M.A. Industria Macchine Automatiche S.p.A.**, Bologna (IT)

(**) Term: **14 Years**

(21) Appl. No.: **29/271,902**

(22) Filed: **Jan. 30, 2007**

(30) **Foreign Application Priority Data**

Jul. 31, 2006 (IT) BO2006O0046

(51) **LOC (9) Cl.** **01-01**

(52) **U.S. Cl.** **D1/199**

(58) **Field of Classification Search** D1/102,
D1/105, 199; D9/703; 426/79, 83, 394;
99/279; 206/0.5

See application file for complete search history.

(56) **References Cited**

U.S. PATENT DOCUMENTS

2,819,167 A * 1/1958 Irmischer 426/83
4,290,521 A * 9/1981 Mitchell 206/0.5
D338,768 S * 8/1993 Vernon et al. D1/199

(Continued)

Primary Examiner—Cathron C Brooks

Assistant Examiner—Barbara Fox

(74) *Attorney, Agent, or Firm*—Arent Fox LLP

(57) **CLAIM**

The ornamental design for single-lobe bag for infusion products, as shown and described.

DESCRIPTION

FIG. 1 illustrates a first single-lobe bag in perspective view;

FIG. 2 illustrates a first single-lobe bag in front face view;
FIG. 3 illustrates a first single-lobe bag in right-hand side view;

FIG. 4 illustrates a first single-lobe bag in rear face view;

FIG. 5 illustrates a first single-lobe bag in left-hand side view;

FIG. 6 illustrates a first single-lobe bag in bottom plan view;

FIG. 7 illustrates a second single-lobe bag in perspective view;

FIG. 8 illustrates a second single-lobe bag in front face view;

FIG. 9 illustrates a second single-lobe bag in right-hand side view;

FIG. 10 illustrates a second single-lobe bag in rear face view;

FIG. 11 illustrates a second single-lobe bag in left-hand side view;

FIG. 12 illustrates a second single-lobe bag in bottom plan view;

FIG. 13 illustrates a third single-lobe bag in perspective view;

FIG. 14 illustrates a third single-lobe bag in front face view;

FIG. 15 illustrates a third single-lobe bag in side view;

FIG. 16 illustrates a third single-lobe bag in rear face view;

FIG. 17 illustrates a third single-lobe bag in bottom plan view;

FIG. 18 illustrates a fourth single-lobe bag in perspective view;

FIG. 19 illustrates a fourth single-lobe bag in front face view;

FIG. 20 illustrates a fourth single-lobe bag in side view;

FIG. 21 illustrates a fourth single-lobe bag in rear face view;

FIG. 22 illustrates a fourth single-lobe bag in bottom plan view;

FIG. 23 illustrates a fifth single-lobe bag in perspective view;


FIG. 24 illustrates a fifth single-lobe bag in front face view;

FIG. 25 illustrates a fifth single-lobe bag in side view;

FIG. 26 illustrates a fifth single-lobe bag in rear face view;
and,

FIG. 27 illustrates a fifth single-lobe bag in bottom plan view.

1 Claim, 5 Drawing Sheets



US D620,677 S

Page 2

U.S. PATENT DOCUMENTS

D338,769	S *	8/1993	Vernon et al.	D1/199	D475,833	S *	6/2003	Robinson	D1/199
5,366,741	A *	11/1994	Van Der Zon	426/79	6,668,518	B2 *	12/2003	Rea	53/134.2
D368,152	S *	3/1996	Cahill et al.	D1/199	6,746,699	B2 *	6/2004	Lohrey et al.	426/83
5,580,408	A *	12/1996	Vernon et al.	156/176	D526,892	S *	8/2006	Nishiyuen et al.	D9/426
6,214,392	B1 *	4/2001	Ramirez	426/106	2003/0113412	A1 *	6/2003	Hauers et al.	426/83
D445,434	S *	7/2001	Doornhein	D15/90	2003/0203074	A1 *	10/2003	Lohrey et al.	426/83
						2009/0130262	A1 *	5/2009	Bendix et al.	426/83

* cited by examiner

FIG.1




FIG.2

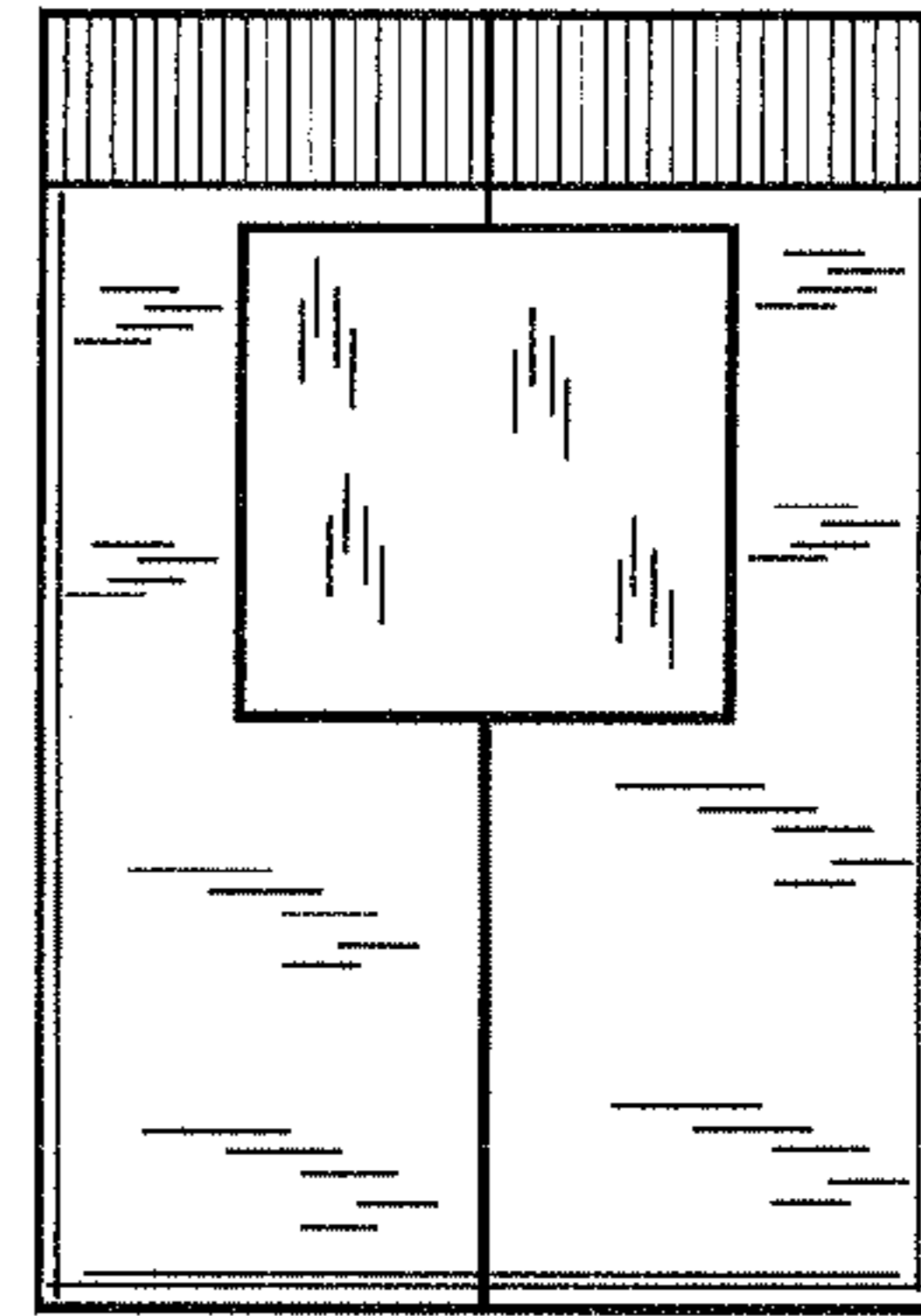


FIG.6




FIG.5



FIG.4




FIG.3



FIG.7




FIG.8

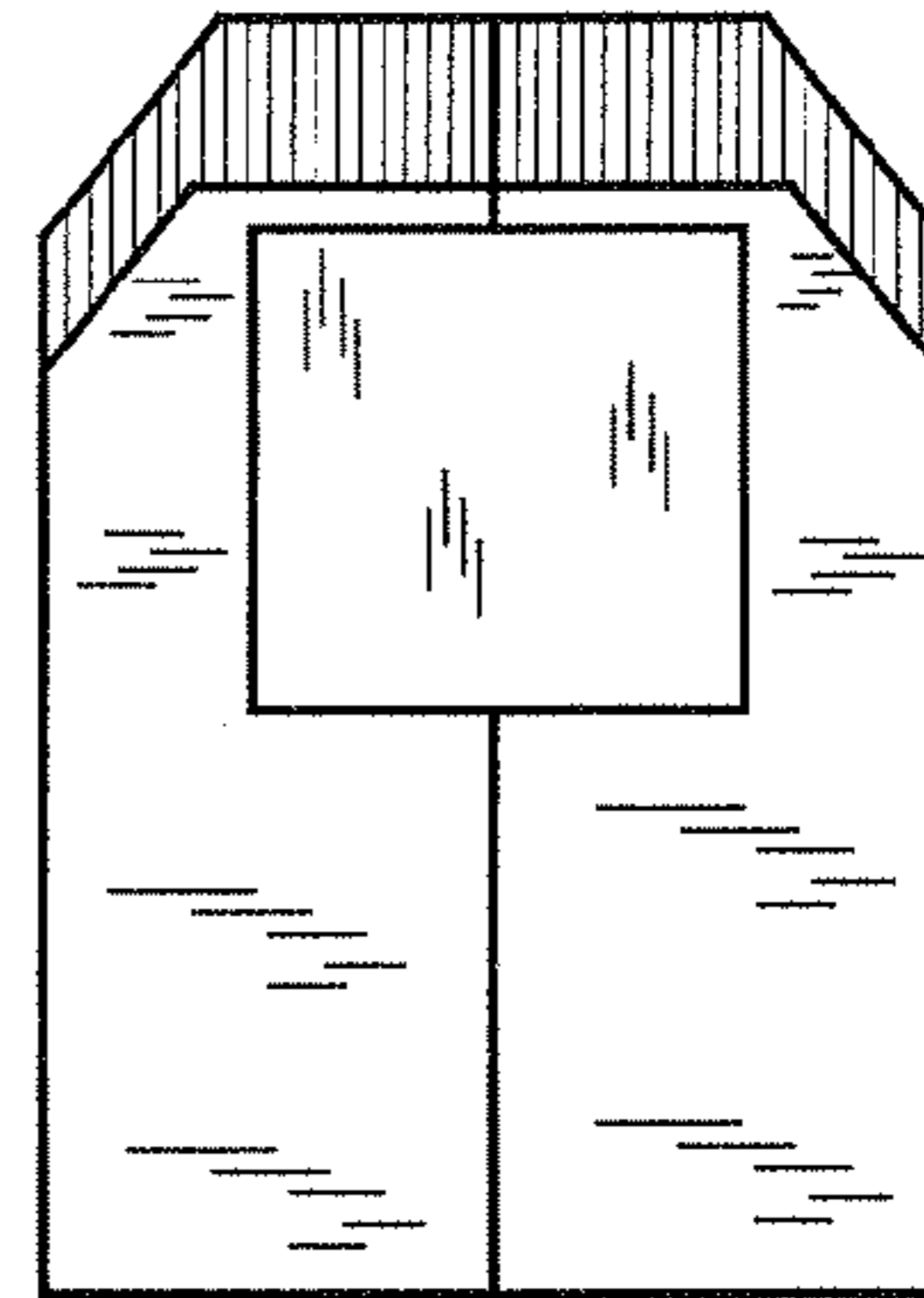


FIG.12




FIG.11

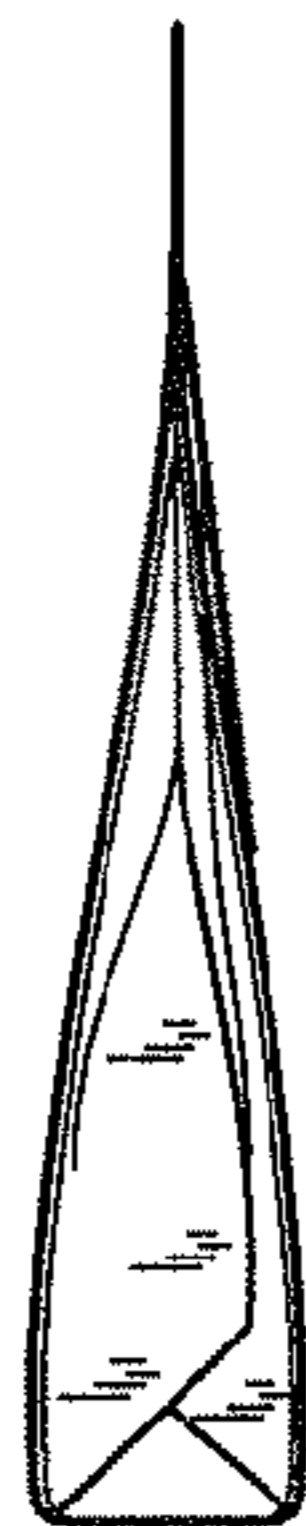


FIG.10

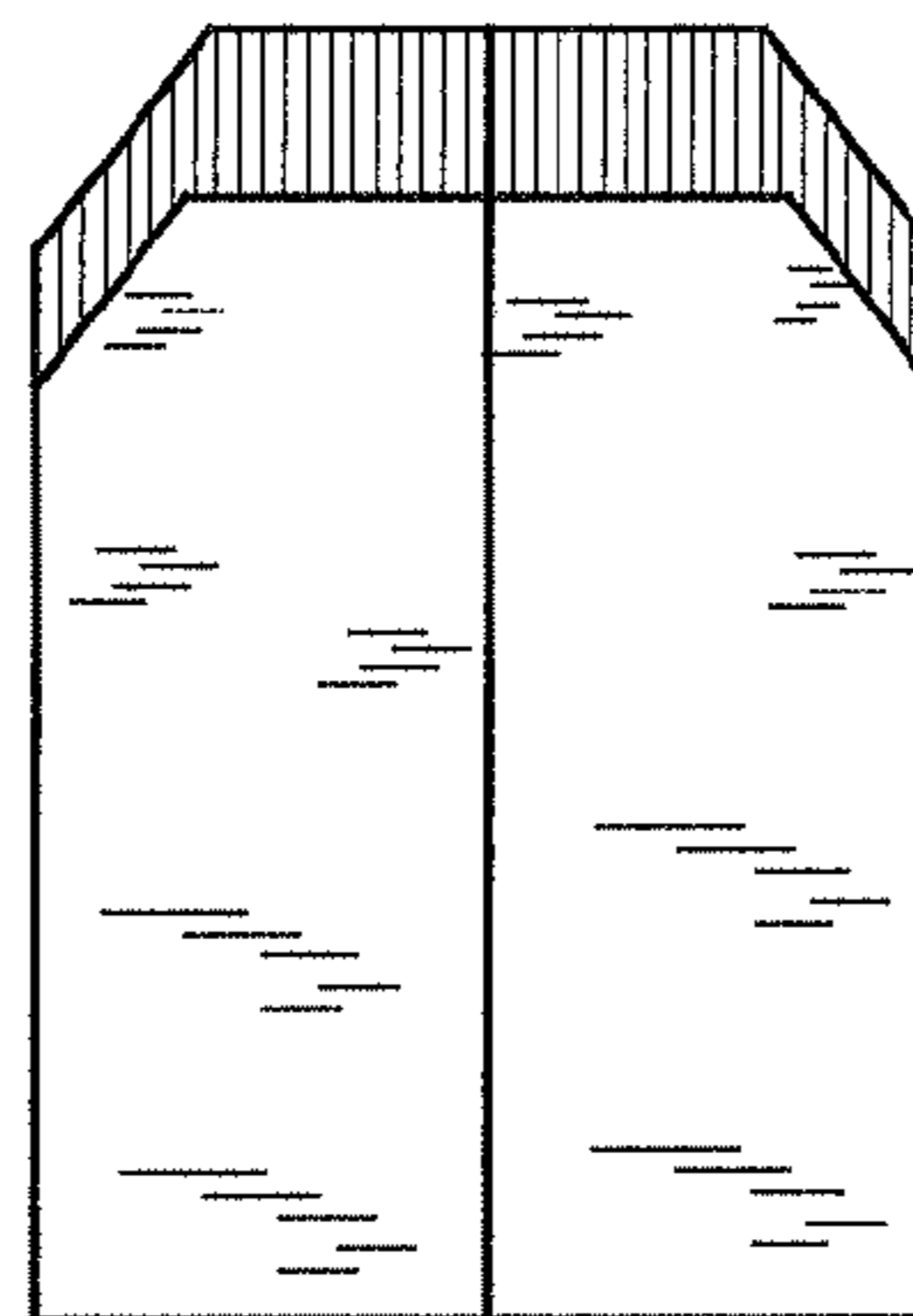


FIG.9



FIG. 13




FIG. 14

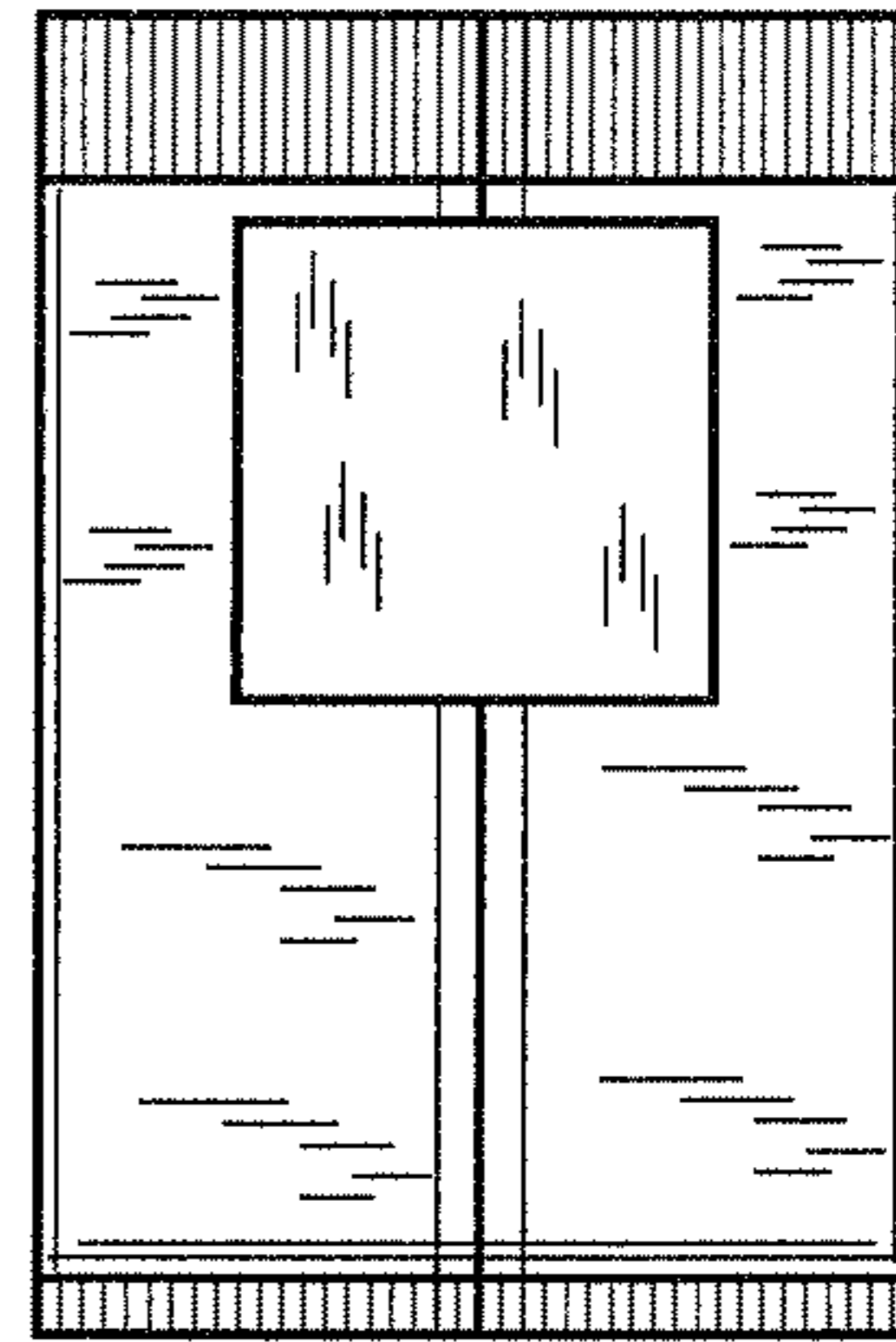


FIG. 17

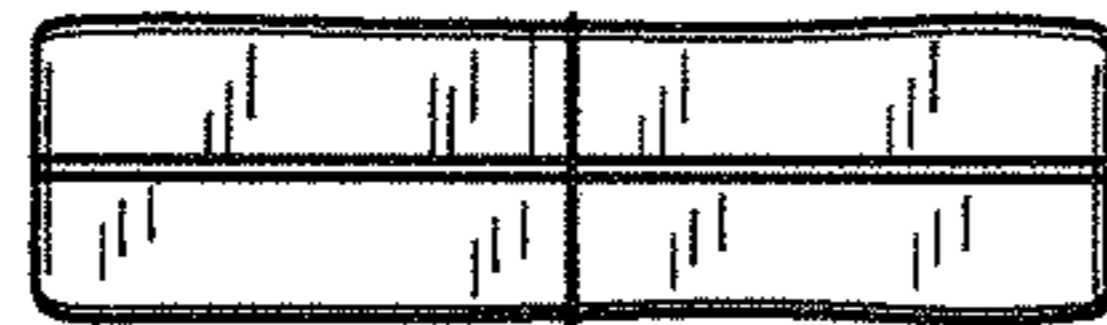


FIG. 16




FIG. 15



FIG.18




FIG.19

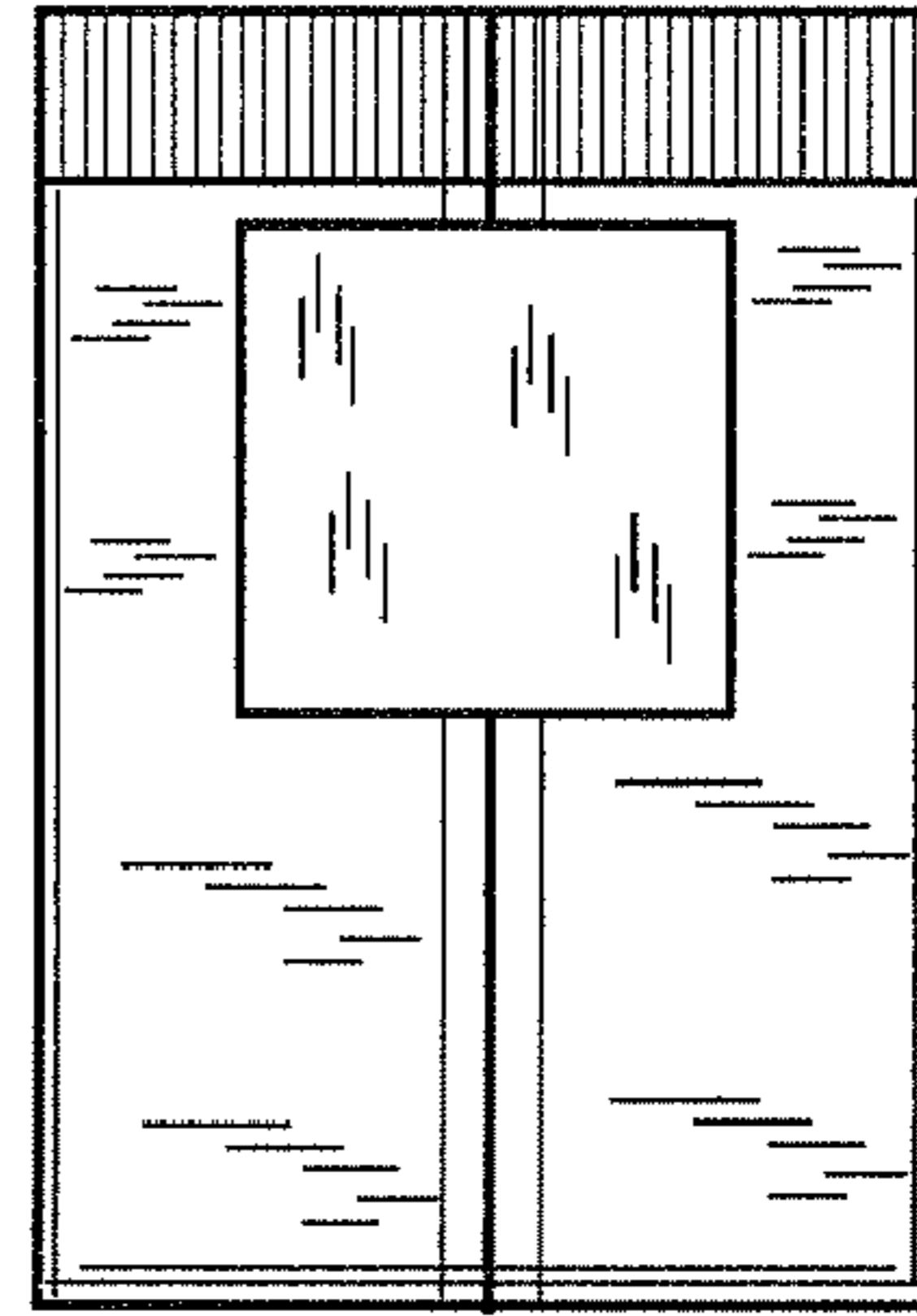


FIG.22



FIG.21




FIG.20

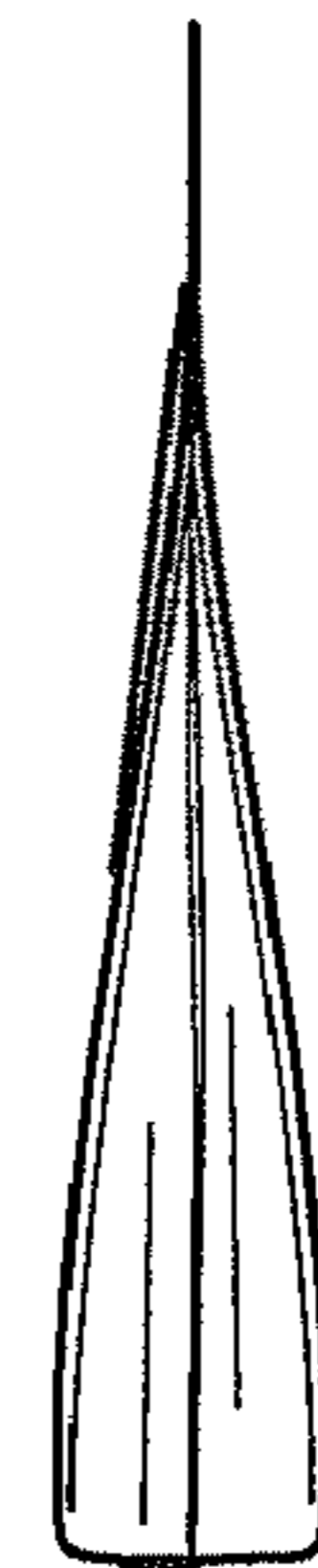


FIG.23




FIG.24

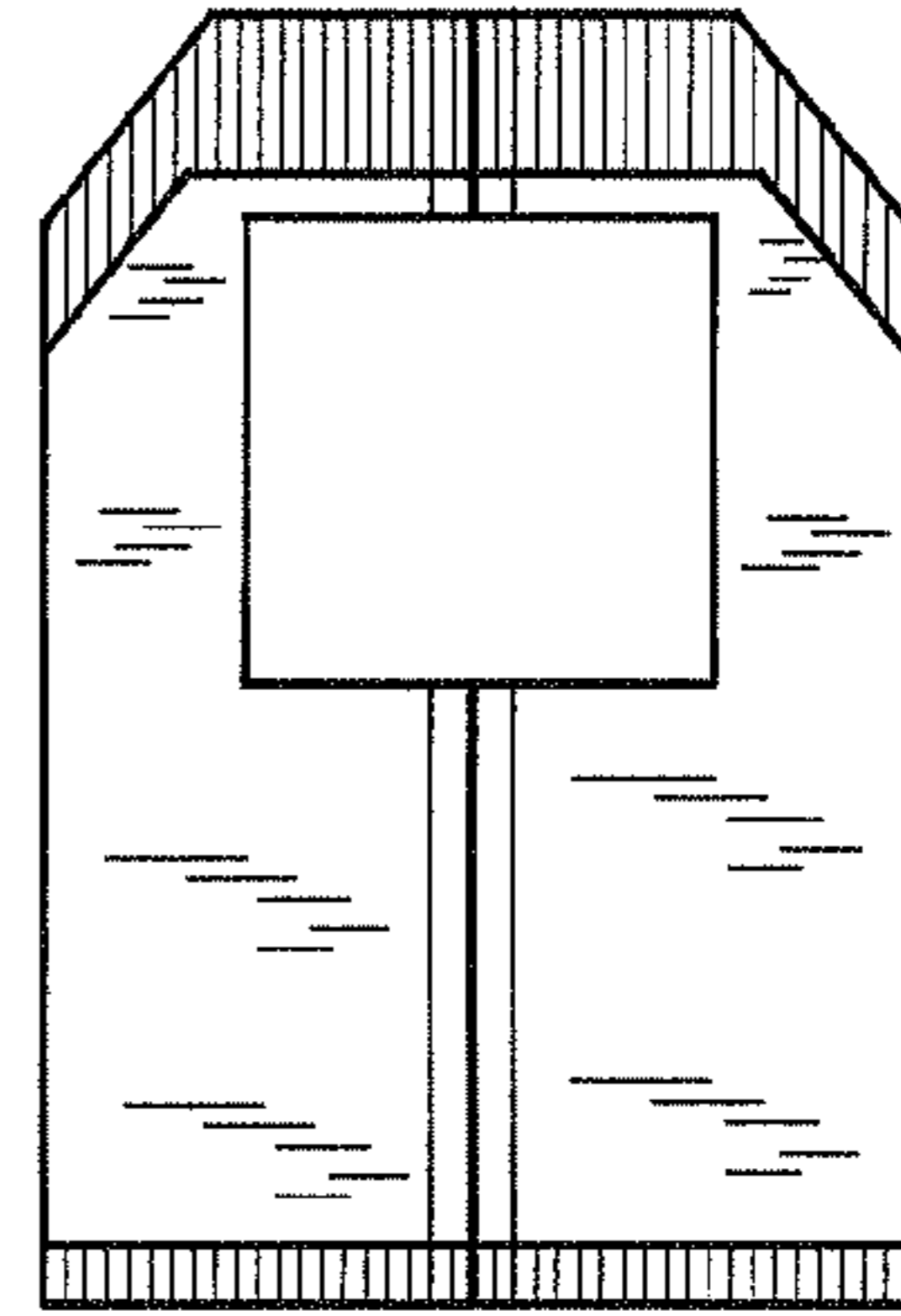


FIG.27



FIG.26

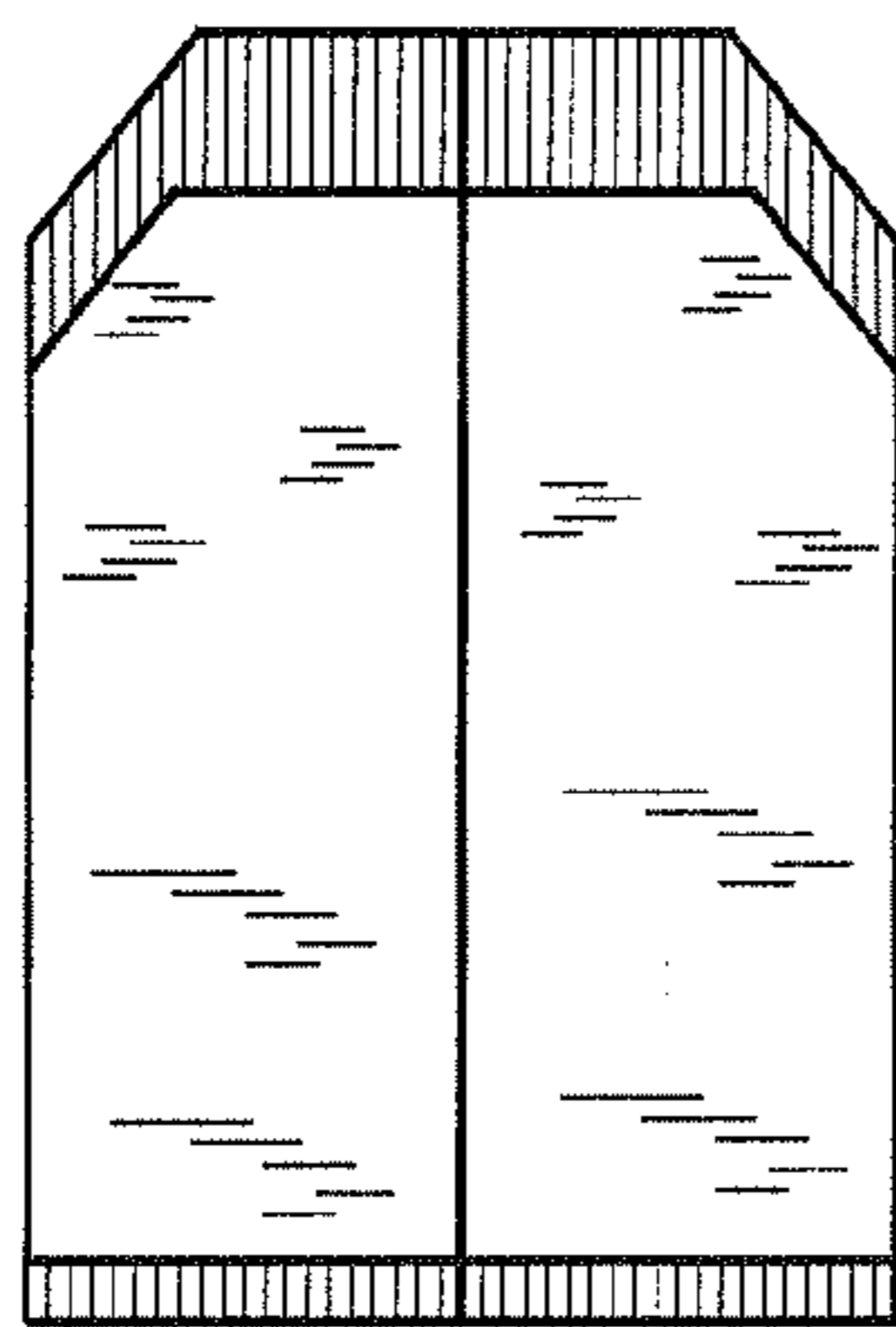


FIG.25

