



US00D620671S

(12) **United States Design Patent**  
**Salter**

(10) **Patent No.:** **US D620,671 S**  
(45) **Date of Patent:** **\*\* Jul. 27, 2010**

(54) **WINCH CRANK**

D523,320 S \* 6/2006 Bertani ..... D8/309

(76) Inventor: **Timothy Salter**, 440 Flynn Rd., Greer,  
SC (US) 29651

\* cited by examiner

(\*\*) Term: **14 Years**

*Primary Examiner*—Cynthia E Ramirez  
(74) *Attorney, Agent, or Firm*—Hunter S. Freeman; McNair  
Law Firm, P.A.

(21) Appl. No.: **29/316,700**

(22) Filed: **Oct. 22, 2009**

(57) **CLAIM**

(51) **LOC (9) Cl.** ..... **12-05**

(52) **U.S. Cl.** ..... **D34/35; D34/33**

(58) **Field of Classification Search** ..... D34/33,  
D34/35; D8/306, 309, 359; 74/543, 545;  
254/120, 124, 126, 133 R, 134, 266; 16/110.1,  
16/429, 432

The ornamental design for a winch crank, as shown and  
described.

See application file for complete search history.

**DESCRIPTION**

(56) **References Cited**

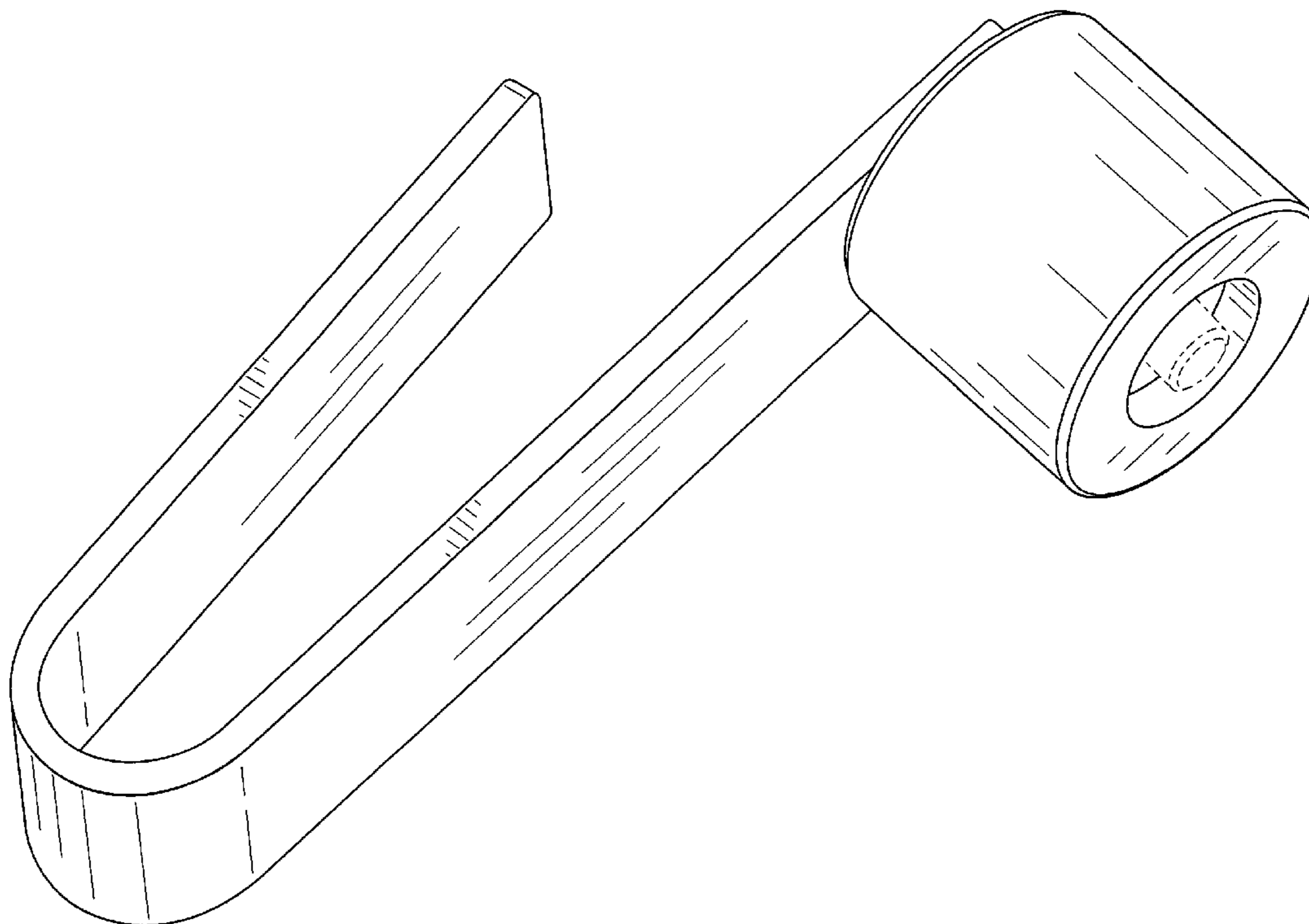
**U.S. PATENT DOCUMENTS**

3,361,411	A *	1/1968	Reigh	.....	254/266
D275,138	S *	8/1984	Bacon	.....	D34/33
4,967,445	A *	11/1990	Miller et al.	.....	16/441
5,267,484	A *	12/1993	Cukelj	.....	74/543
D395,114	S *	6/1998	Wullimann	.....	D34/33
6,112,617	A *	9/2000	Abrams et al.	.....	74/545
D499,327	S *	12/2004	Breneman	.....	D8/309

FIG. 1 is a front perspective view of the winch crank design;  
FIG. 2 is a front elevation view of the winch crank design,  
with the rear side being symmetrical thereto;  
FIG. 3 is a left side elevation view of the winch crank design;  
FIG. 4 is a right side elevation view of the winch crank design;  
FIG. 5 is a top plan view of the winch crank design; and,  
FIG. 6 is a bottom plan view of the winch crank design.

The broken line disclosures of the bolt shown in FIGS. 1,  
3, and 4 of the winch crank design are for illustrative purposes  
only and form no part of the claimed design.

**1 Claim, 4 Drawing Sheets**



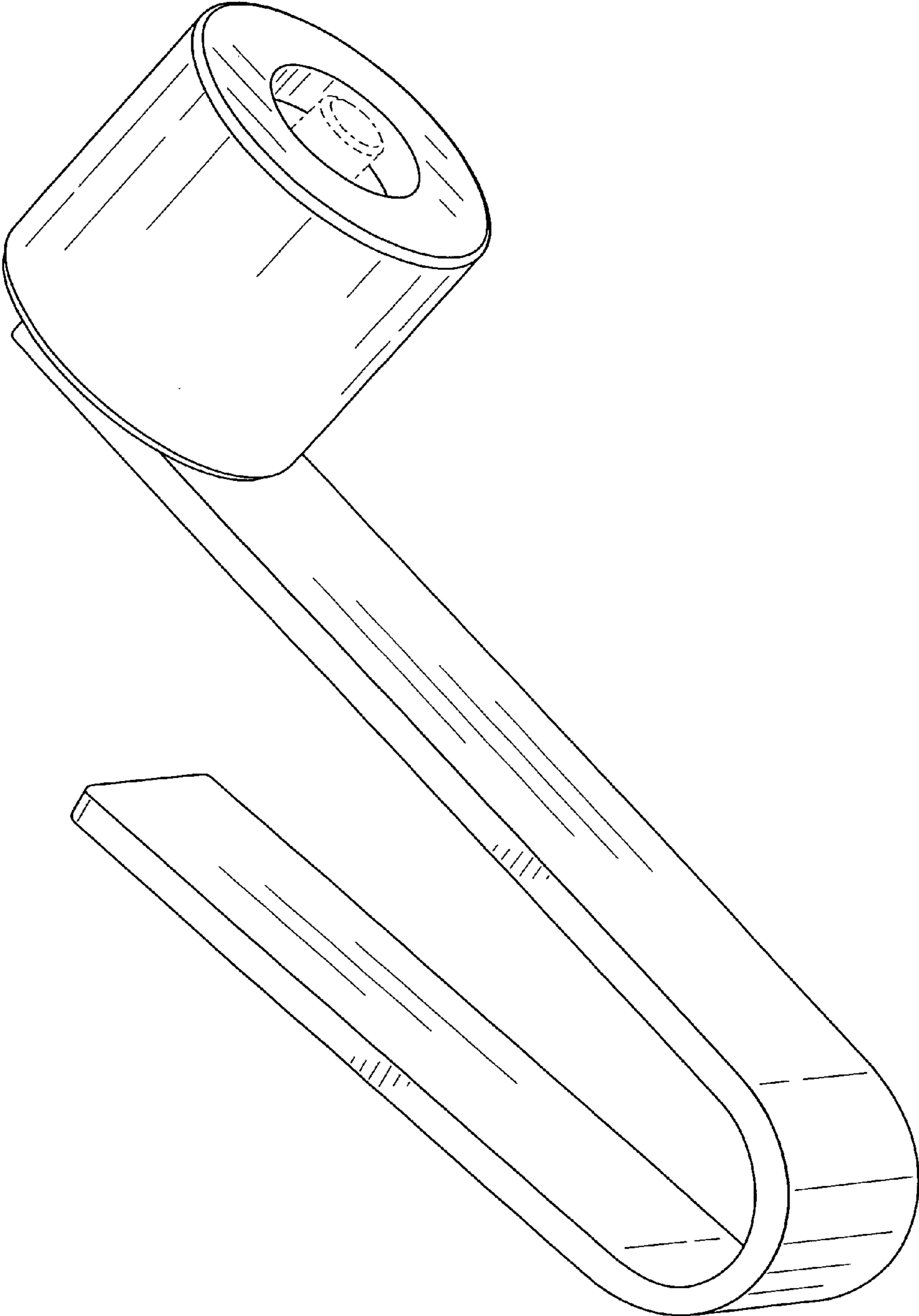


FIG. 1

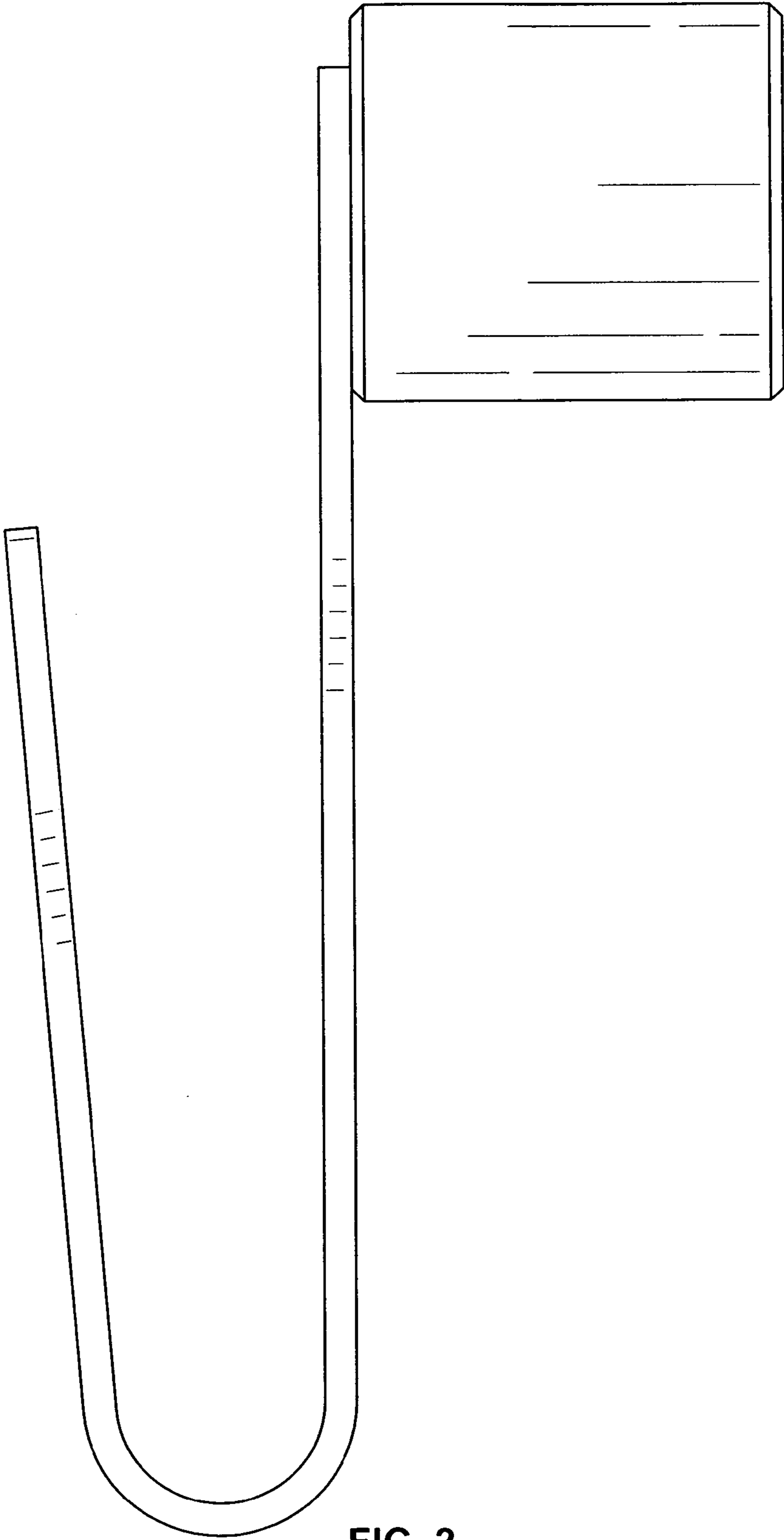


FIG. 2

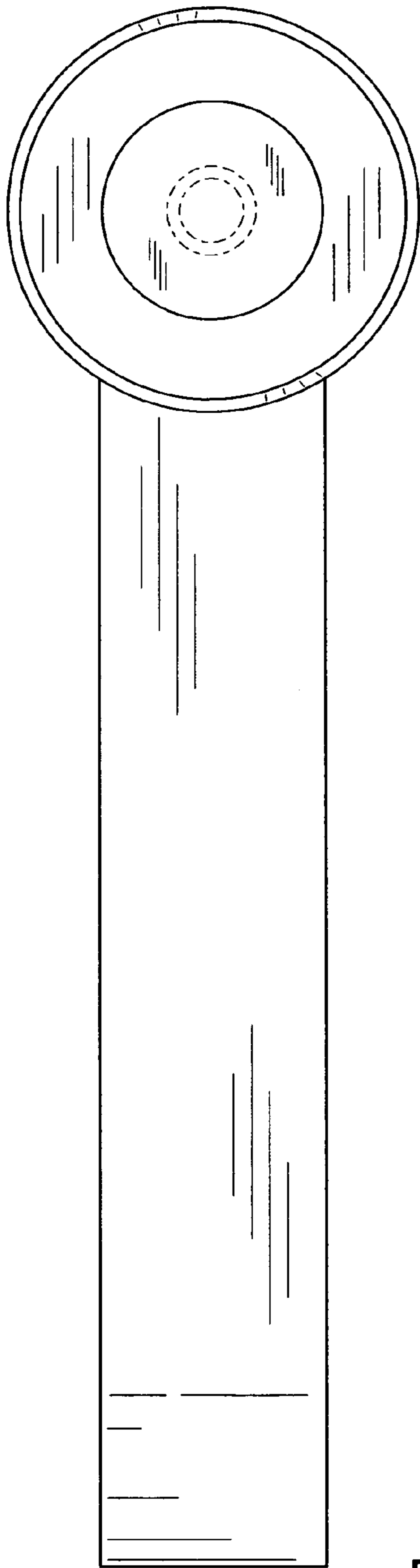


FIG. 3

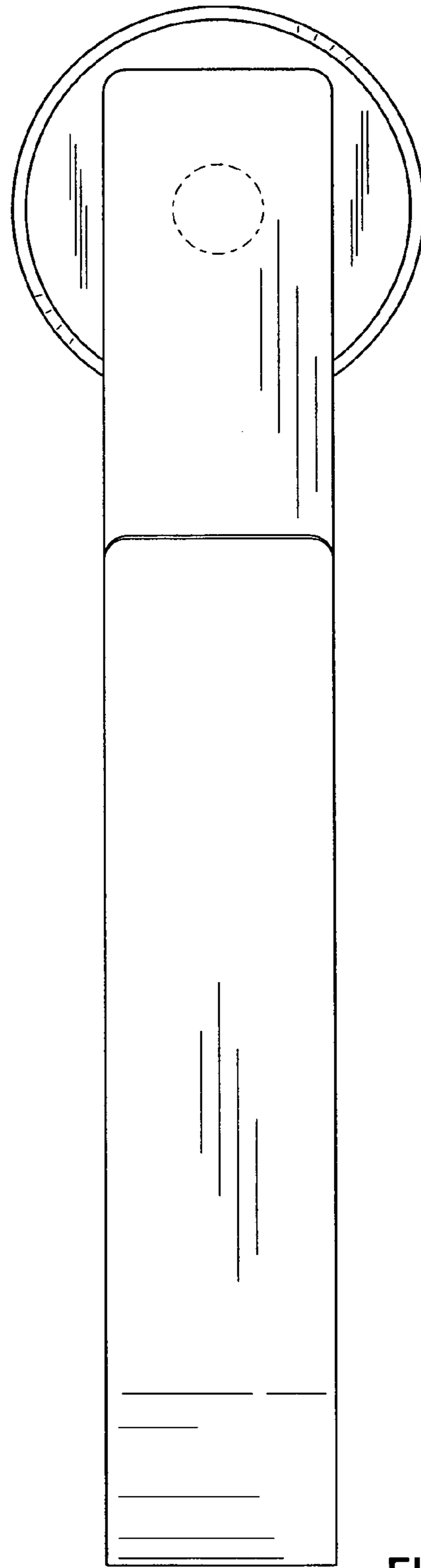


FIG. 4

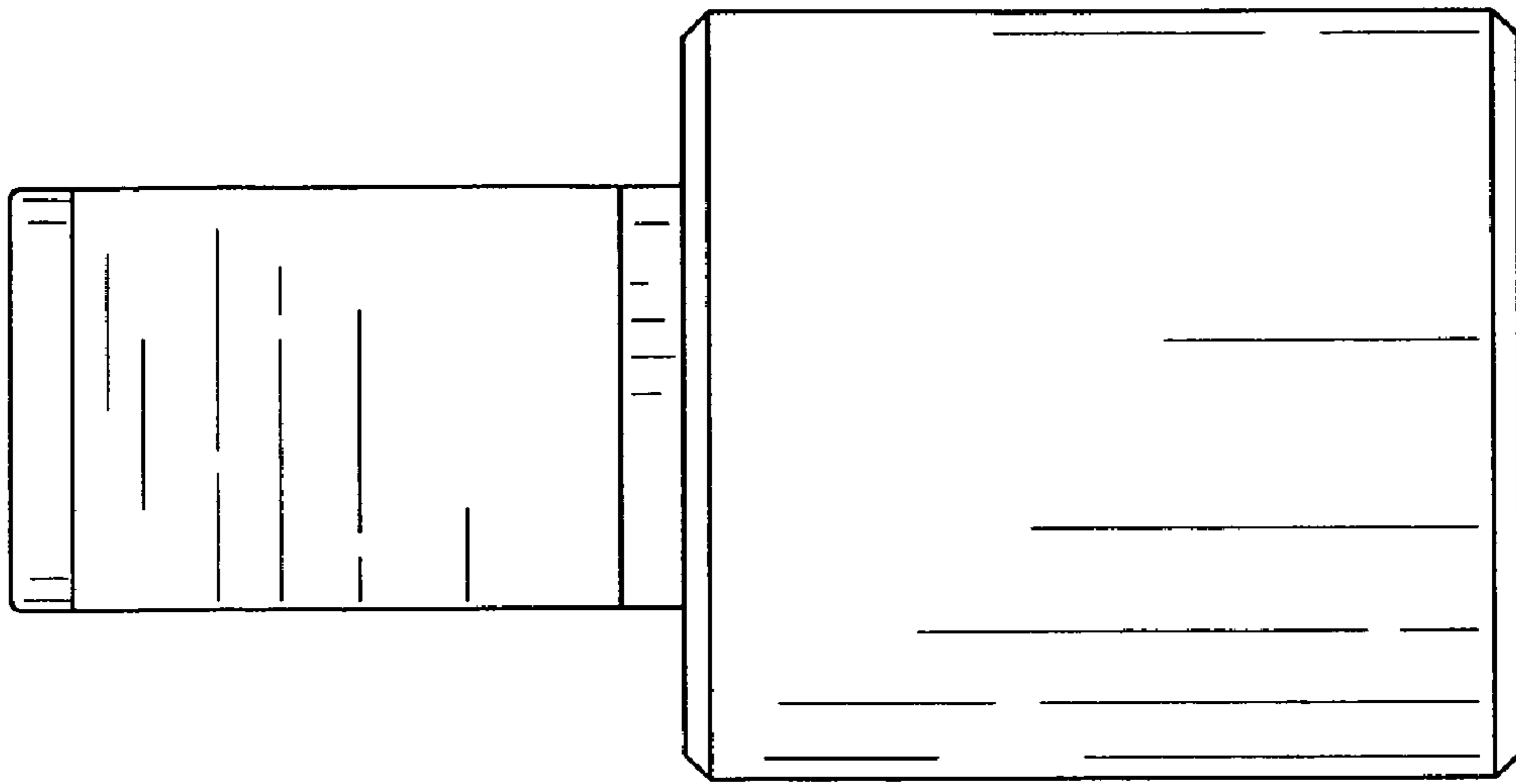


FIG. 5




FIG. 6