



US00D620656S

(12) **United States Design Patent**
Bixby et al.

(10) **Patent No.:** **US D620,656 S**
(45) **Date of Patent:** **** Jul. 27, 2010**

(54) **WASHER DOOR**

(75) Inventors: **Seth E. Bixby**, Benton Harbor, MI (US);
Jeffrey M. Browne, Benton Harbor, MI
(US); **Richard K. Gresens**, Benton
Harbor, MI (US)

(73) Assignee: **Whirlpool Corporation**, Benton Harbor,
MI (US)

(**) Term: **14 Years**

(21) Appl. No.: **29/352,960**

(22) Filed: **Dec. 30, 2009**

(51) **LOC (9) Cl.** **15-05**

(52) **U.S. Cl.** **D32/25**

(58) **Field of Classification Search** D32/6,
D32/8, 5, 10, 1, 9, 25; 68/3 R, 5 R, 12.01,
68/212; 34/523-524; 312/34
See application file for complete search history.

(56) **References Cited**

U.S. PATENT DOCUMENTS

D176,642 S *	1/1956	Sundberg	D32/6
D486,615 S *	2/2004	Schober et al.	D32/25
D538,488 S *	3/2007	Carey et al.	D32/6
D575,012 S *	8/2008	Rossetto et al.	D32/6

* cited by examiner

Primary Examiner—T. Chase Nelson

Assistant Examiner—Kathleen M Sims

(74) *Attorney, Agent, or Firm*—Tara M. Hartman; Barnes &
Thornburg LLP

(57) **CLAIM**

We claim the ornamental design for a washer door, as shown
and described:

DESCRIPTION

Cross-reference is made to co-pending U.S. Design patent
application Ser. No. 29/352,963 entitled Dryer Console; U.S.
Design patent application Ser. No. 29/352,961 entitled Dryer
Door; U.S. patent application Ser. No. 29/352,966 entitled
Washer Dispenser Configuration; and U.S. patent application
Ser. No. 29/352,965 entitled Washer Console; each of which
is assigned to the same assignee as the present application,
each of which is filed concurrently herewith, and each of
which is hereby incorporated by reference.

FIG. 1 is a front perspective view of a washer door showing
our new design with a broken line depiction of a washer;

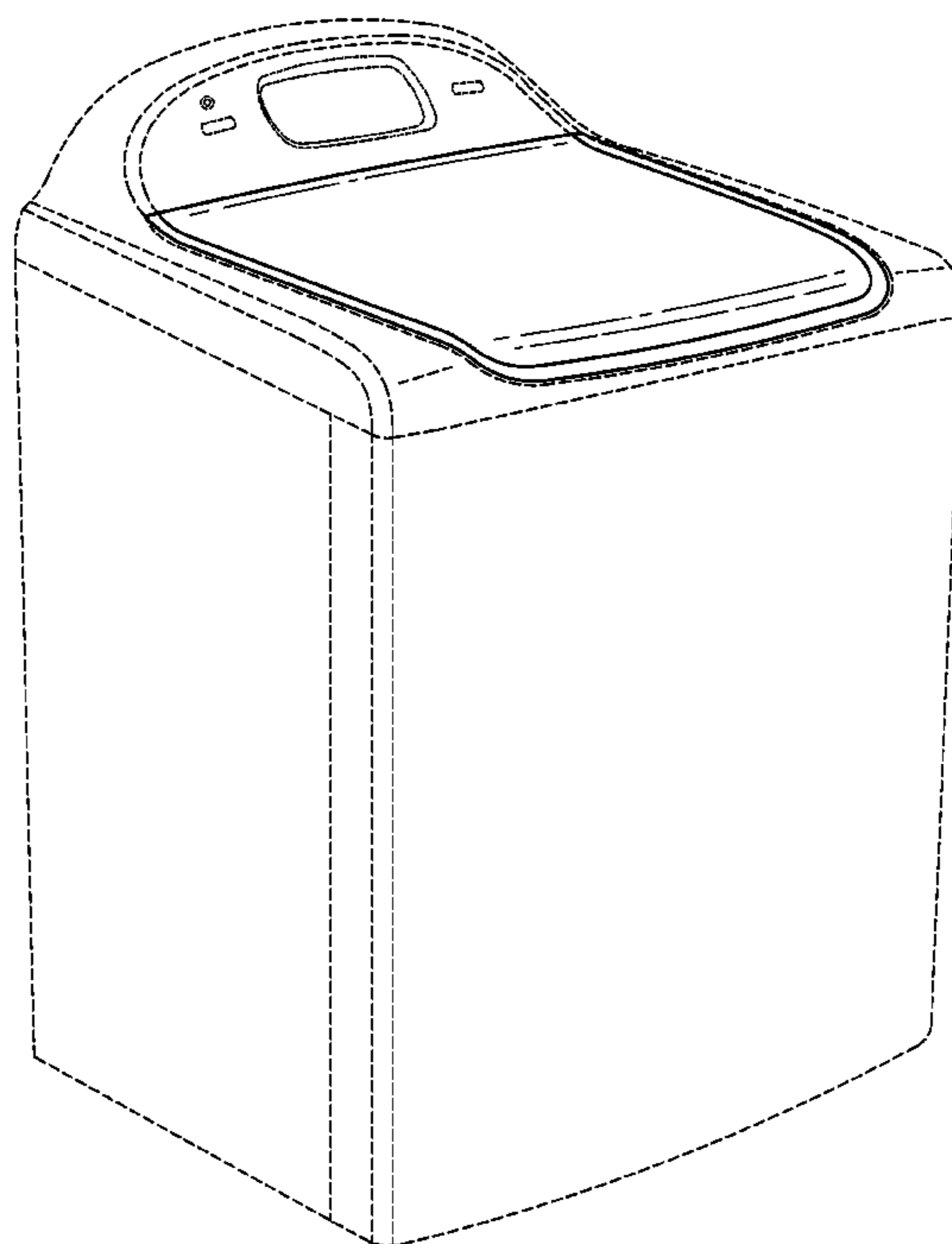
FIG. 2 is a top plan view of the washer door; but shown
without the broken line depiction of a washer;

FIG. 3 is a front elevational view of the washer door of FIG.
1, but shown without the broken line depiction of a washer;
and,

FIG. 4 is a first side elevational view of the washer door, but
shown without the broken line depiction of a washer, with the
second side elevational view being a mirror image of FIG. 4.

The rear elevational view and the bottom plan view are not
shown and form no part of the claimed design. The portion
shown in broken lines is for illustrative purposes only and
forms no part of the claimed design.

1 Claim, 4 Drawing Sheets



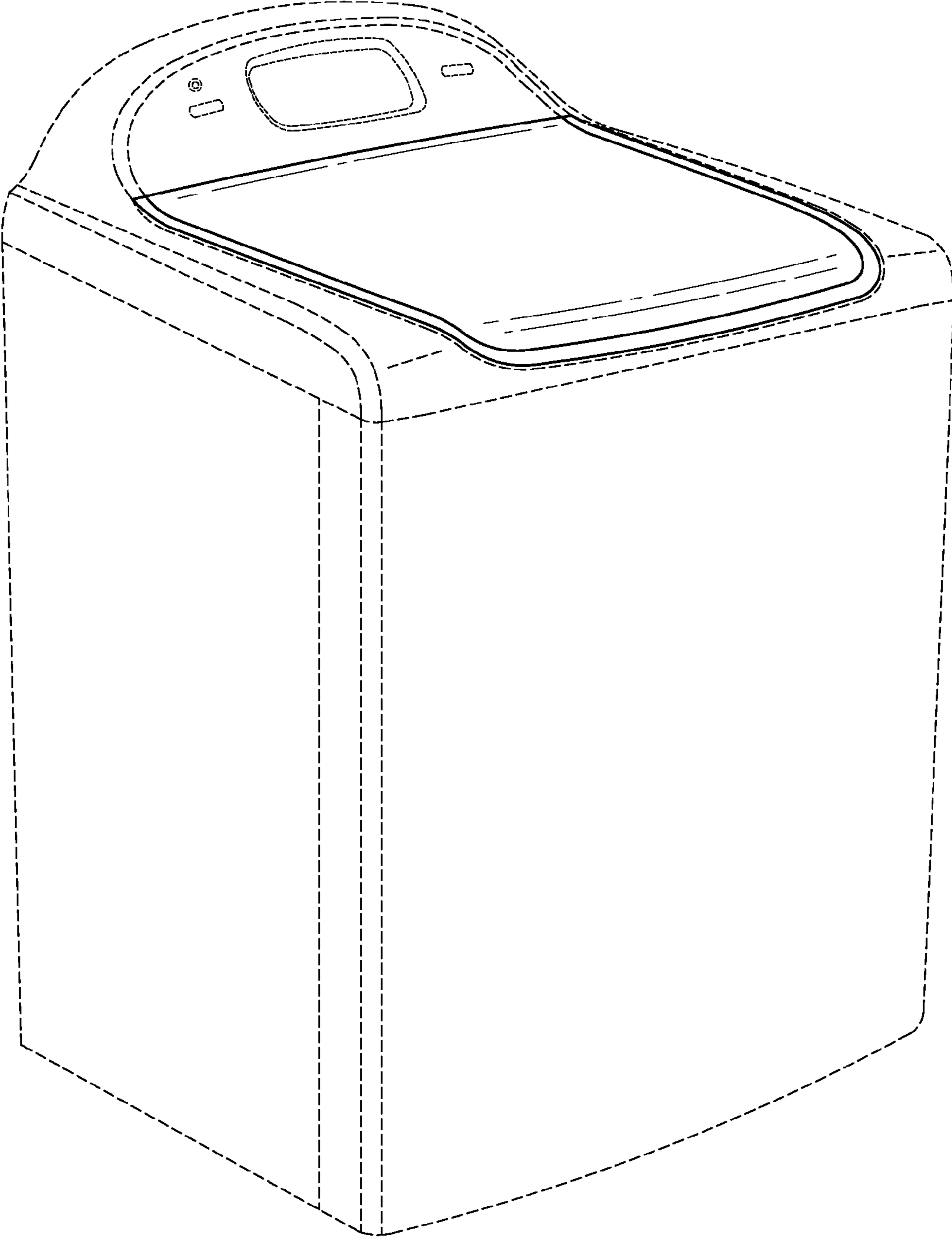


Fig. 1




Fig. 2

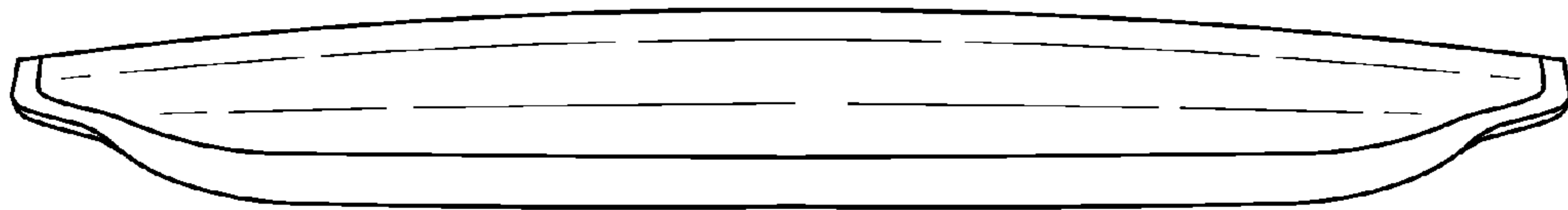


Fig. 3

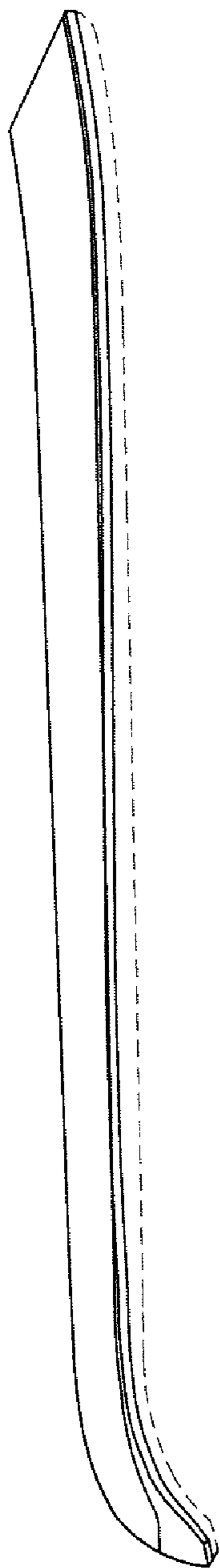


Fig. 4