



US00D620648S

(12) **United States Design Patent**
Grobleben et al.

(10) **Patent No.:** **US D620,648 S**
(45) **Date of Patent:** **** Jul. 27, 2010**

(54) **DISPLAY FOR A DISHWASHER**
(75) Inventors: **Ralf Grobleben**, Bretten (DE); **Thomas Knöller**, Karlsruhe (DE); **Elena Leinmüller**, München (DE); **Gerhard Nüssler**, München (DE)
(73) Assignee: **BSH Bosch und Siemens Hausgeraete GmbH**, Munich (DE)

(**) Term: **14 Years**
(21) Appl. No.: **29/312,250**
(22) Filed: **Oct. 8, 2008**

(30) **Foreign Application Priority Data**
Apr. 15, 2008 (EM) 000927512

(51) **LOC (9) Cl.** **15-05**
(52) **U.S. Cl.** **D32/3**
(58) **Field of Classification Search** D32/1,
D32/2, 3, 25, 5, 6, 8; D7/340, 348, 349,
D7/350, 351, 405; 68/212; 312/31, 228;
134/57 D, 56 D, 58 DL, 113, 201, 58 D
See application file for complete search history.

(56) **References Cited**
U.S. PATENT DOCUMENTS
D385,069 S * 10/1997 Hughes et al. D32/3
D493,581 S * 7/2004 Ott et al. D32/3
D493,583 S * 7/2004 Kaczmarek D32/3

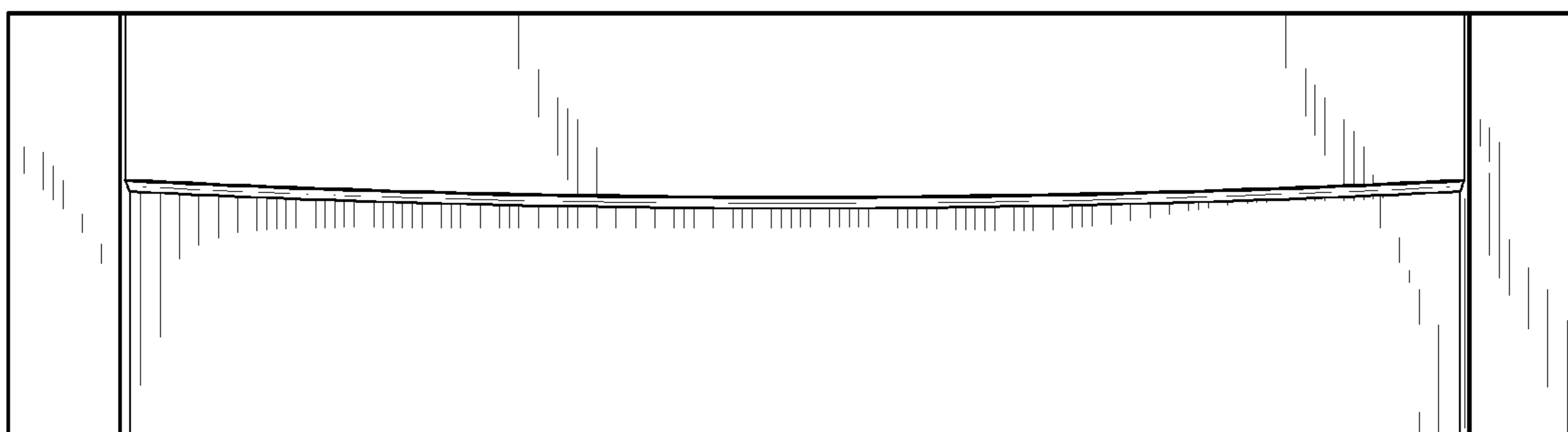
D495,104 S * 8/2004 Kaczmarek D32/3
D511,031 S * 10/2005 Ott et al. D32/3
D530,048 S * 10/2006 Knochner D32/3
D530,460 S * 10/2006 Knochner D32/3
D533,691 S * 12/2006 Knochner D32/3
D539,992 S * 4/2007 Yamamoto et al. D32/2
D545,009 S * 6/2007 Jung et al. D32/2
D549,404 S * 8/2007 Jeon et al. D32/2

* cited by examiner
Primary Examiner—T. Chase Nelson
Assistant Examiner—Kathleen M Sims
(74) *Attorney, Agent, or Firm*—James E. Howard; Andre Pallapies

(57) **CLAIM**
The ornamental design for a display for a dishwasher, as shown and described.

DESCRIPTION
FIG. 1 is a front view of a first embodiment of a display for a dishwasher showing our new design;
FIG. 2 is a perspective view thereof;
FIG. 3 is a front view of a second embodiment of a display for a dishwasher showing our new design; and,
FIG. 4 is a perspective view thereof.
The use of stippling in FIGS. 3 and 4 denotes contrast compared to surrounding structure.

1 Claim, 4 Drawing Sheets



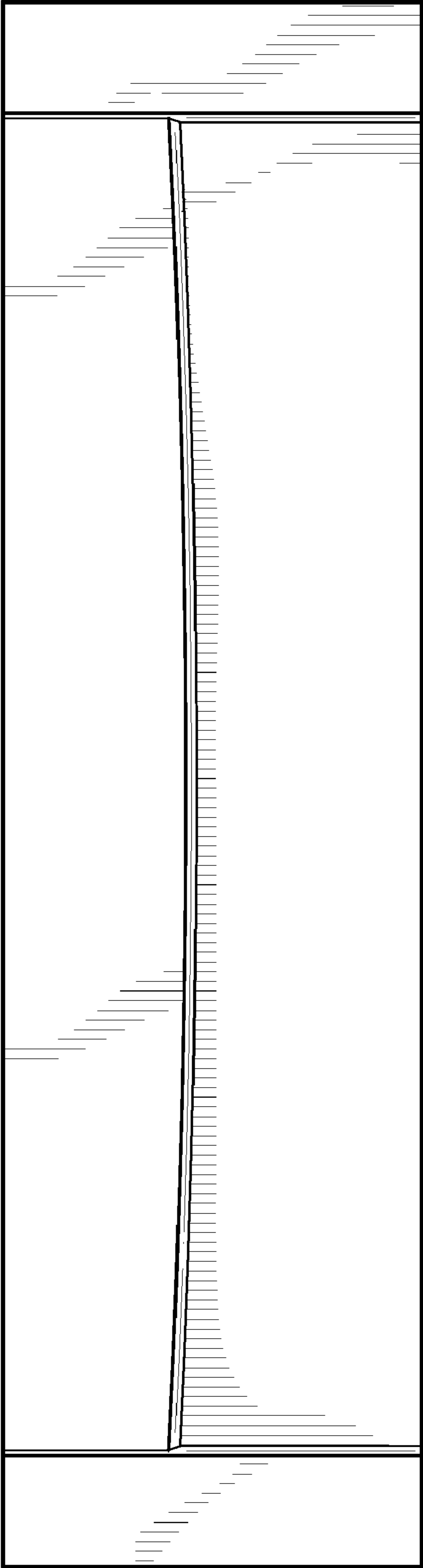


FIG. 1

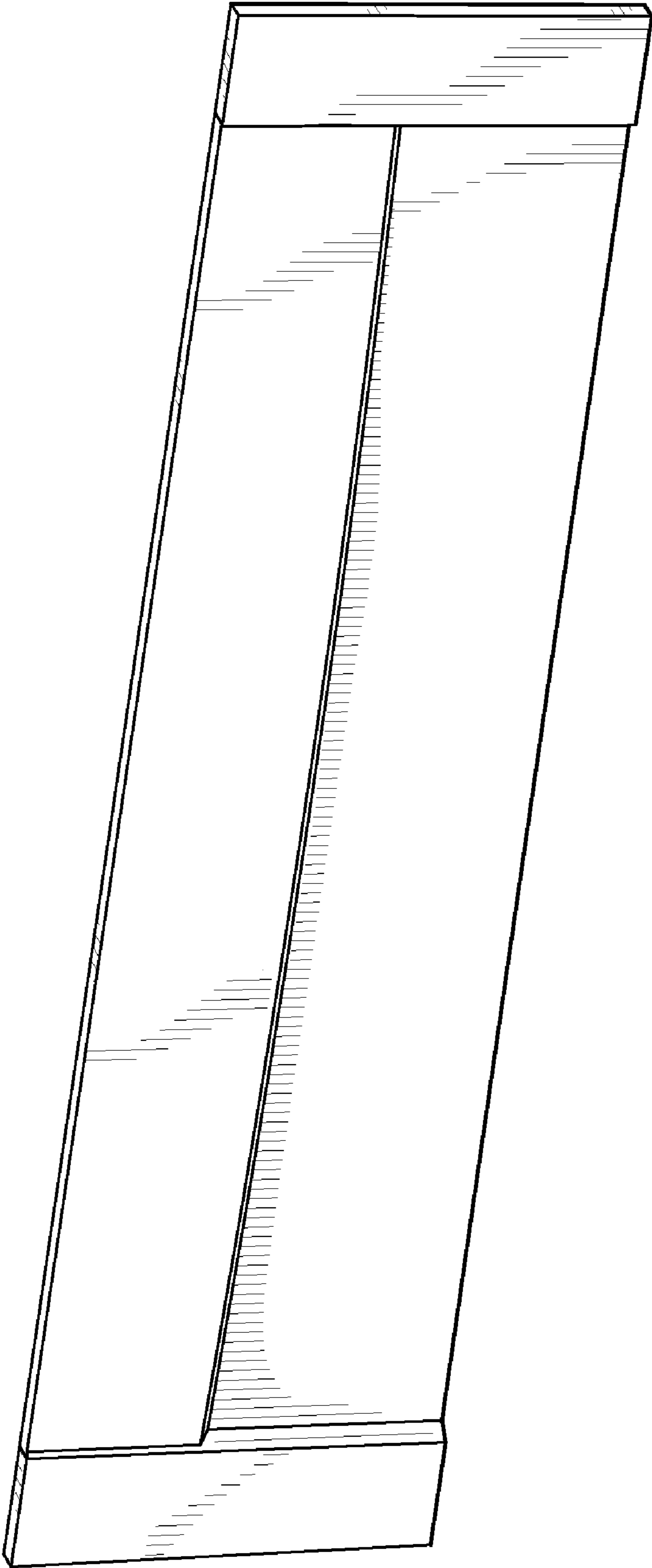


FIG. 2

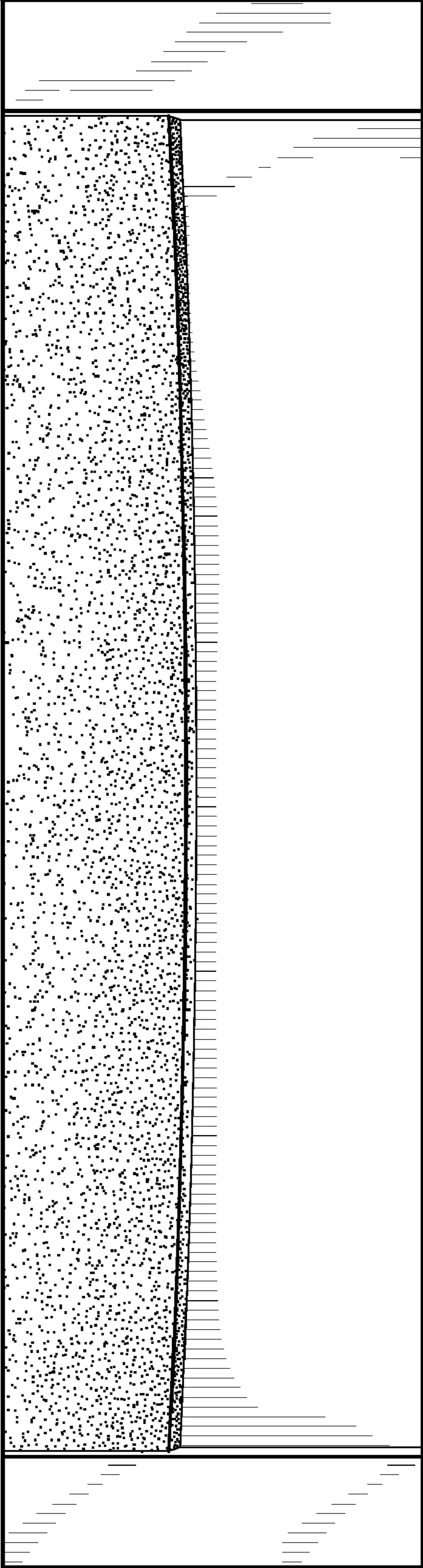


FIG. 3

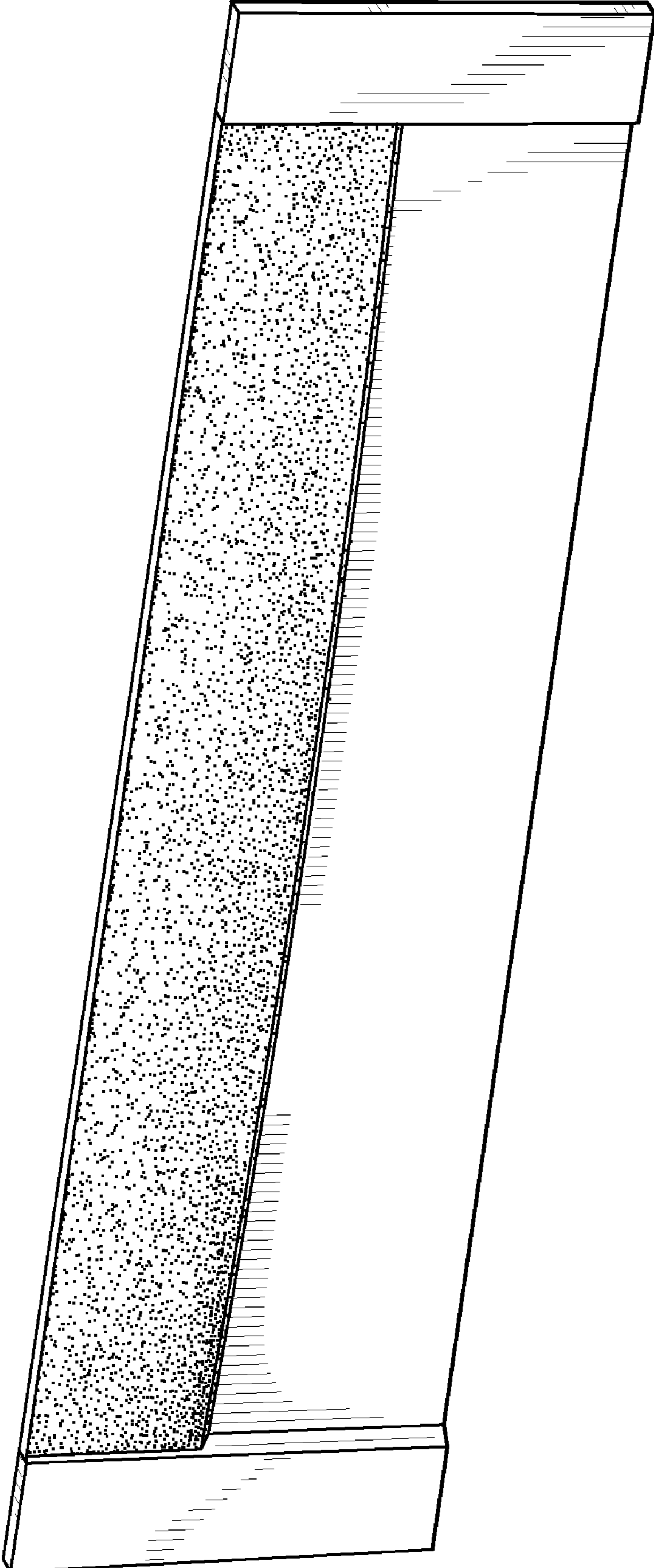


FIG. 4