



US00D620624S

(12) **United States Design Patent**  
**Wang et al.**

(10) **Patent No.:** **US D620,624 S**

(45) **Date of Patent:** **\*\* Jul. 27, 2010**

(54) **LED BULB**

D508,575 S \* 8/2005 Buschmann et al. .... D26/2  
D589,175 S \* 3/2009 Xue ..... D26/2  
D605,786 S \* 12/2009 Lim ..... D26/2

(75) Inventors: **Zhong-Qing Wang**, Shenzhen (CN);  
**Chin-Chung Chen**, Taipei Hsien (TW)

\* cited by examiner

(73) Assignee: **Foxconn Technology Co., Ltd.**,  
Tu-Cheng, Taipei Hsien (TW)

*Primary Examiner*—Marcus A Jackson  
(74) *Attorney, Agent, or Firm*—Frank R. Niranjan

(\*\*) Term: **14 Years**

(57) **CLAIM**

(21) Appl. No.: **29/353,244**

The ornamental design for an LED bulb, as shown.

(22) Filed: **Jan. 5, 2010**

**DESCRIPTION**

(51) **LOC (9) Cl.** ..... **26-06**

FIG. 1 is a perspective view of an LED bulb showing our new design.

(52) **U.S. Cl.** ..... **D26/2**

FIG. 2 is a front elevational view thereof

(58) **Field of Classification Search** ..... D26/1-4;  
313/313, 315, 316, 317, 318, 493; 315/52,  
315/53, 56, 57, 58

FIG. 3 is a rear elevational view thereof.

FIG. 4 is a left-side, elevational view thereof.

See application file for complete search history.

FIG. 5 is a right-side, elevational view thereof.

(56) **References Cited**

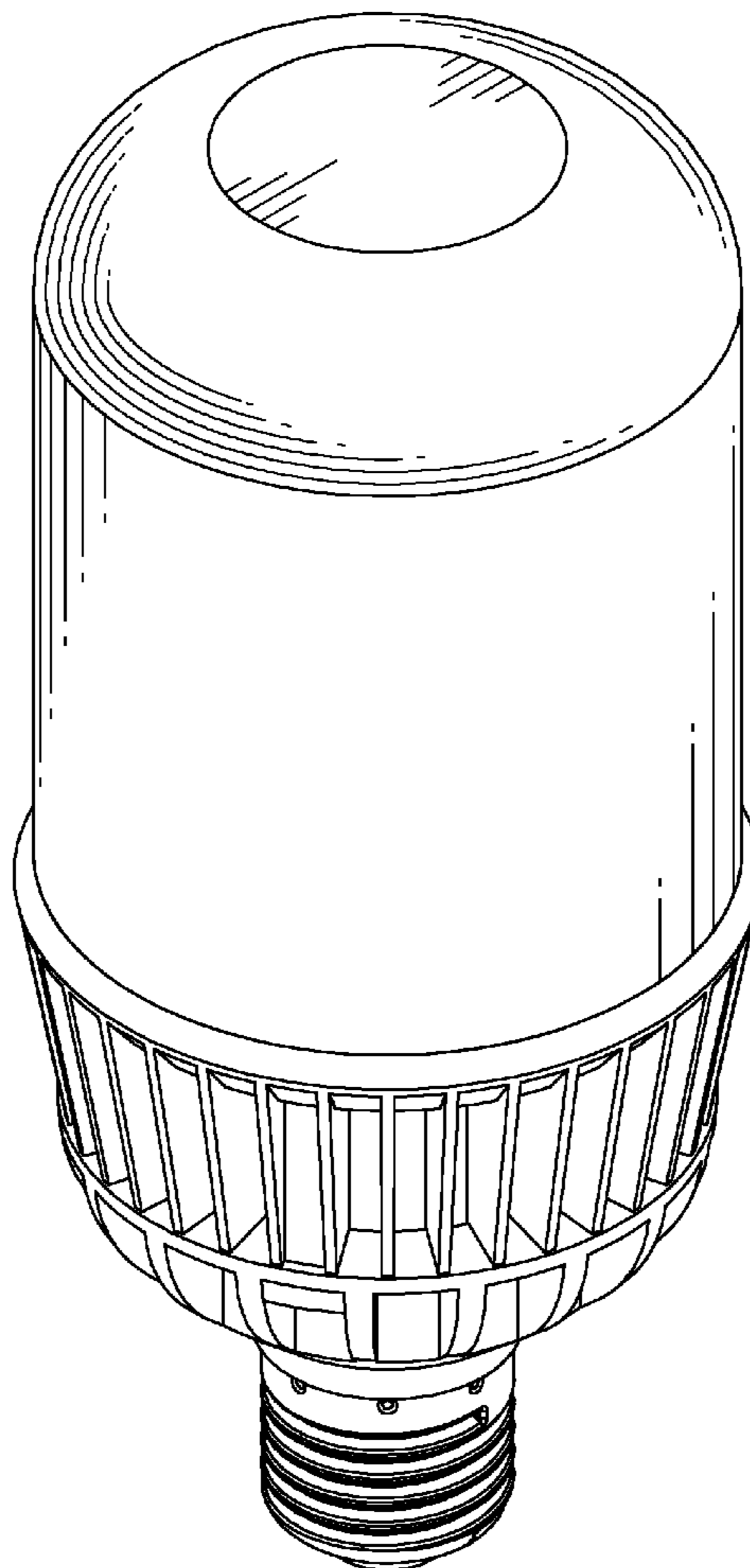
FIG. 6 is a top plan view thereof; and,

FIG. 7 is a bottom plan view thereof.

**U.S. PATENT DOCUMENTS**

D499,820 S \* 12/2004 Foo ..... D26/2

**1 Claim, 7 Drawing Sheets**



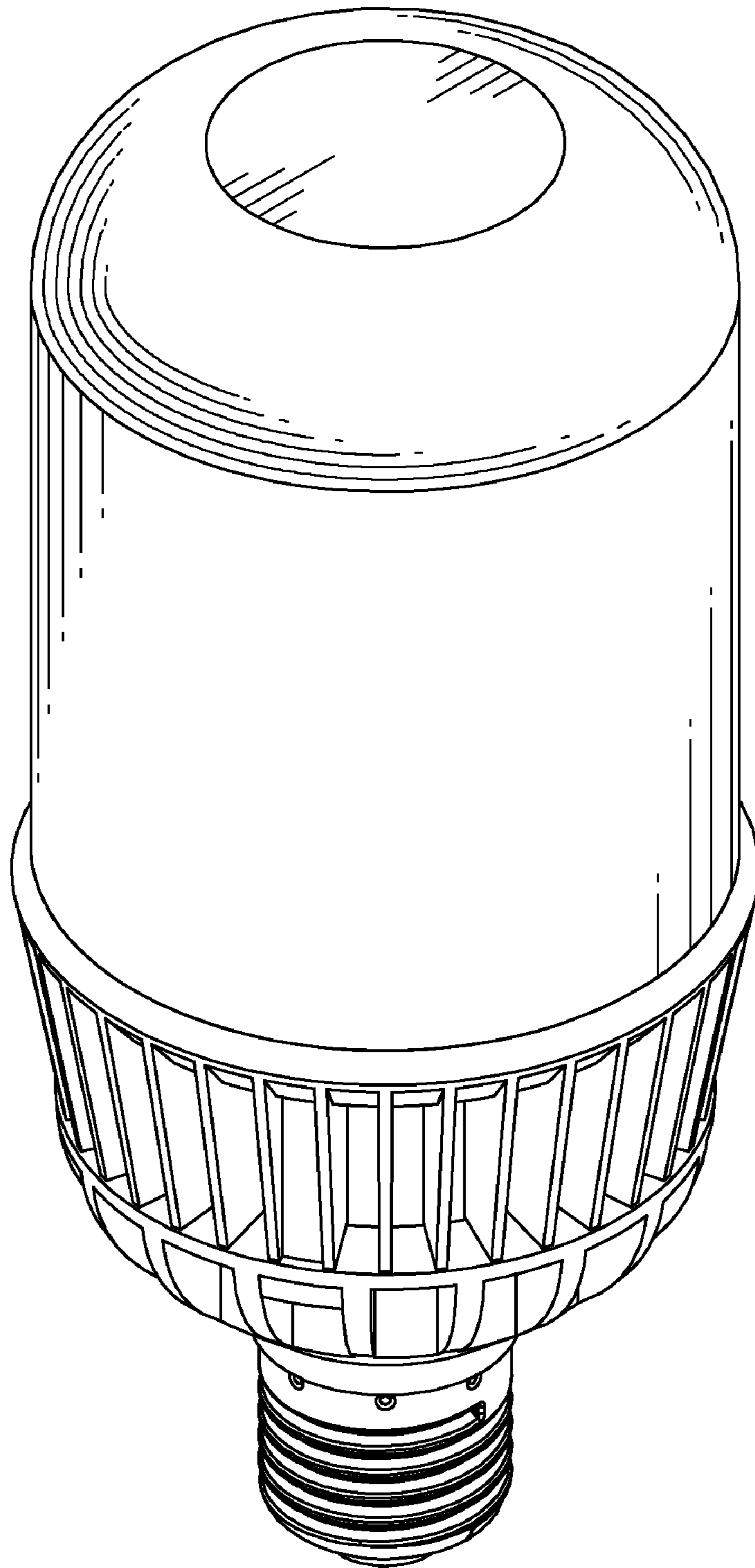


FIG. 1




FIG. 2




FIG. 3




FIG. 4




FIG. 5

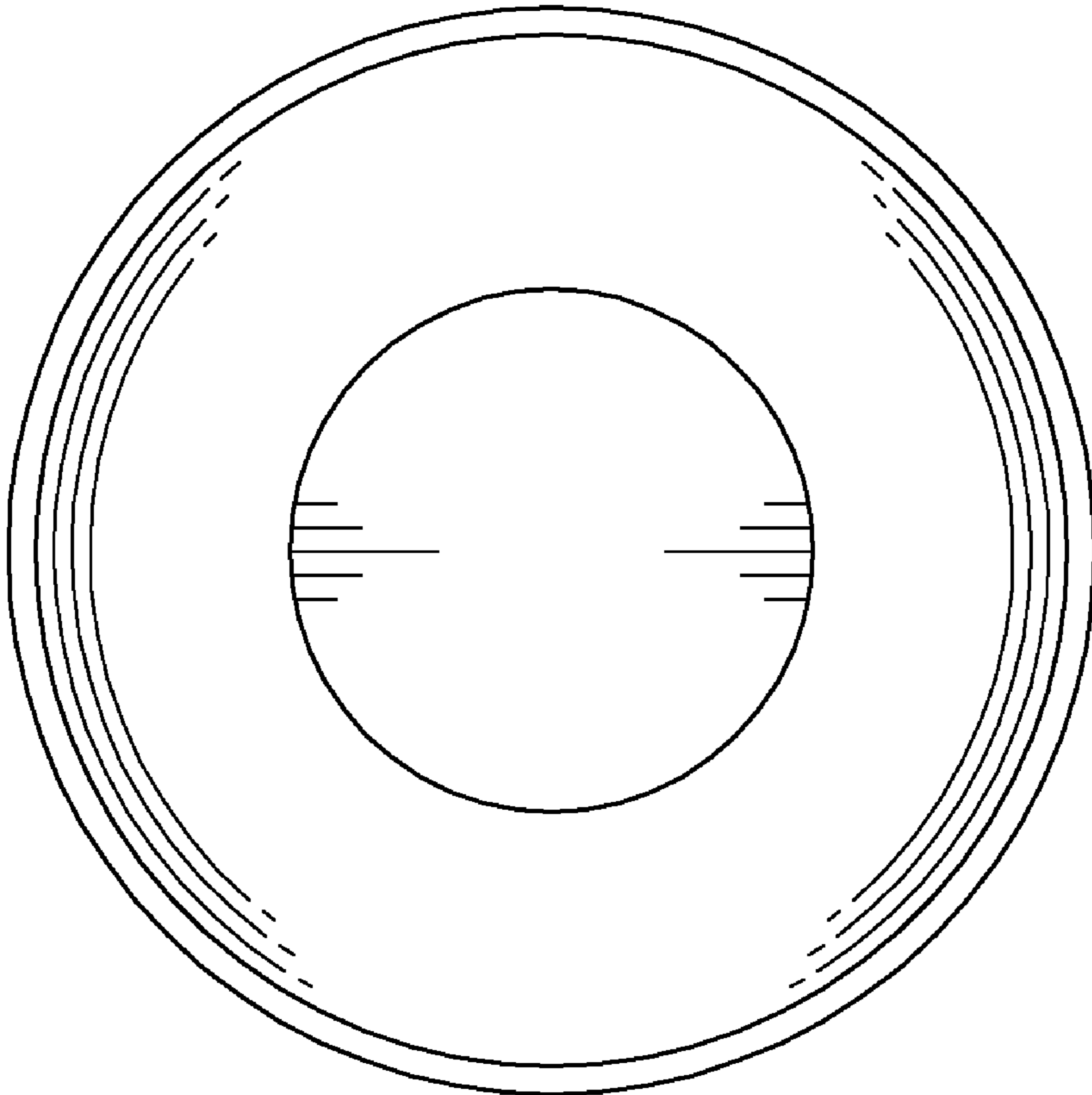


FIG. 6

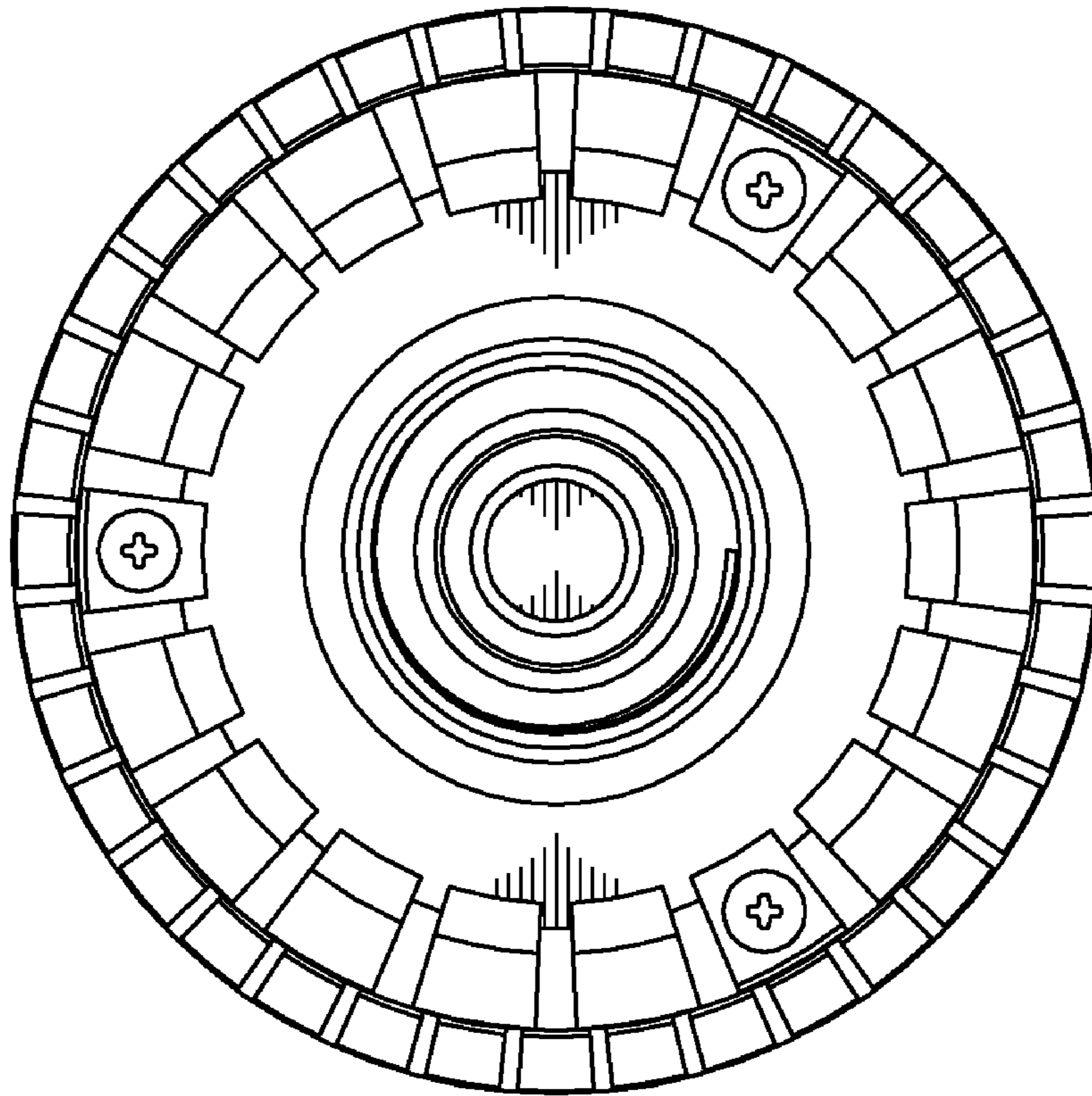


FIG. 7