



US00D620621S

(12) **United States Design Patent**
McCurry et al.

(10) **Patent No.:** **US D620,621 S**

(45) **Date of Patent:** **** Jul. 27, 2010**

(54) **WOOD BARK SQUARE**

(76) Inventors: **Christie G. McCurry**, 534 Oak Ave.,
Spruce Pine, NC (US) 28777; **Kenneth**
M. McCurry, 534 Oak Ave., Spruce
Pine, NC (US) 28777

(**) Term: **14 Years**

(21) Appl. No.: **29/324,478**

(22) Filed: **Sep. 12, 2008**

(51) **LOC (9) Cl.** **25-01**

(52) **U.S. Cl.** **D25/139**

(58) **Field of Classification Search** D25/138-164,
D25/111, 102-105, 199; 428/106, 151, 541;
52/313-314, 316, 612, 311.2, 81.4, 81.5,
52/81.6, 747.1, 783.11, 311.1; D5/20, 24,
D5/32, 54

See application file for complete search history.

(56) **References Cited**

U.S. PATENT DOCUMENTS

1,441,061 A * 1/1923 Cadmus D25/150
2,142,181 A * 1/1939 Croce 52/316
2,187,203 A * 1/1940 Johnston 52/316

D212,874 S * 12/1968 Salvo D25/139
D366,534 S * 1/1996 McMahon D25/139
D428,500 S * 7/2000 Wederski D25/150
D573,727 S * 7/2008 Heatherly D25/139
D608,029 S * 1/2010 Martin D25/141

* cited by examiner

Primary Examiner—Catherine R Oliver

(74) *Attorney, Agent, or Firm*—Jenkins, Wilson, Taylor &
Hunt, P.A.

(57) **CLAIM**

The ornamental design for a decorative wood bark square, as
shown and described.

DESCRIPTION

FIG. 1 is a front perspective view of a decorative wood bark
square in accordance with the new design;

FIG. 2 is a top plan view thereof;

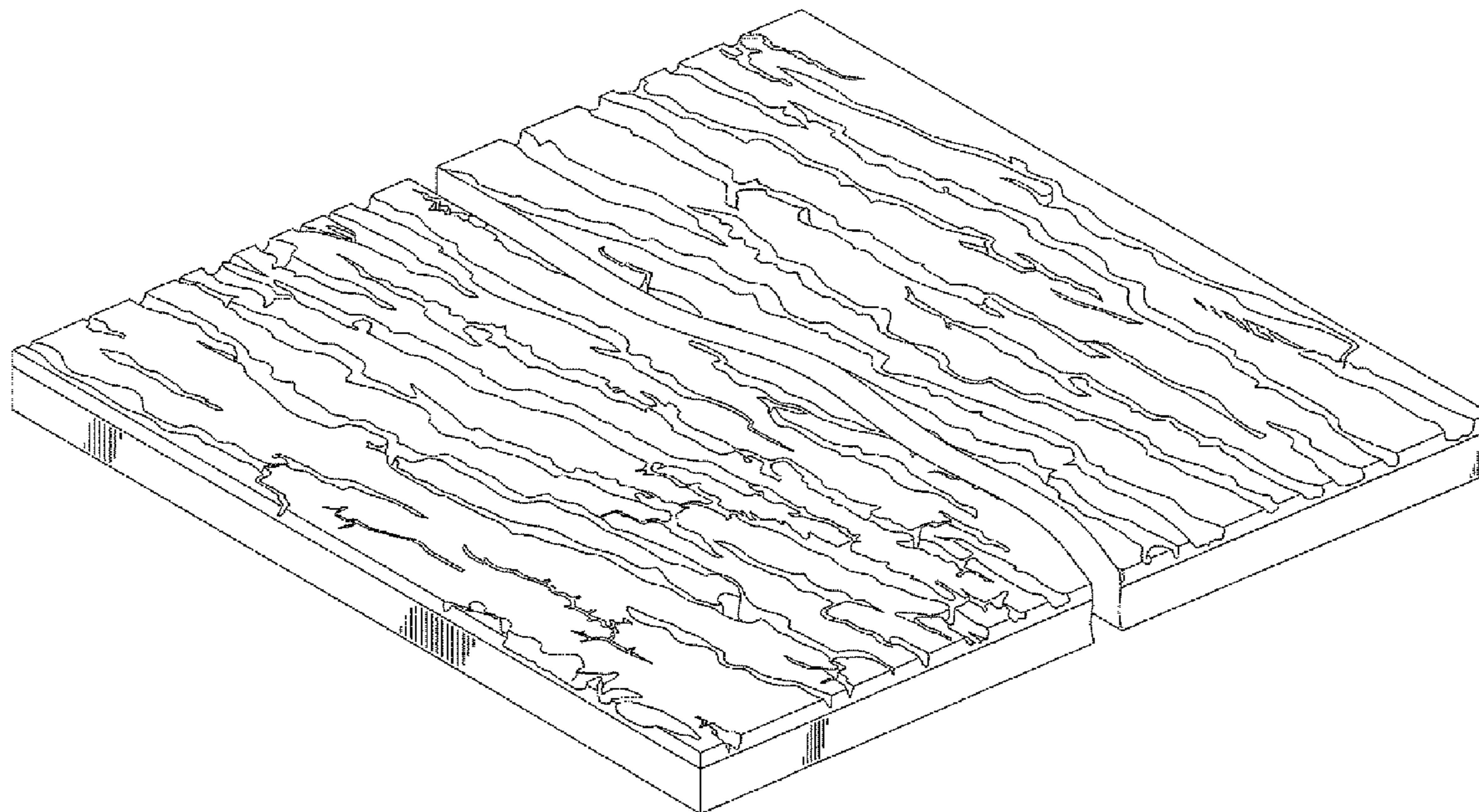
FIG. 3 is a bottom plan view thereof;

FIG. 4 is a side elevational view thereof; and,

FIG. 5 is an end view thereof.

The illustrated design is not limited to the scale shown.

1 Claim, 4 Drawing Sheets



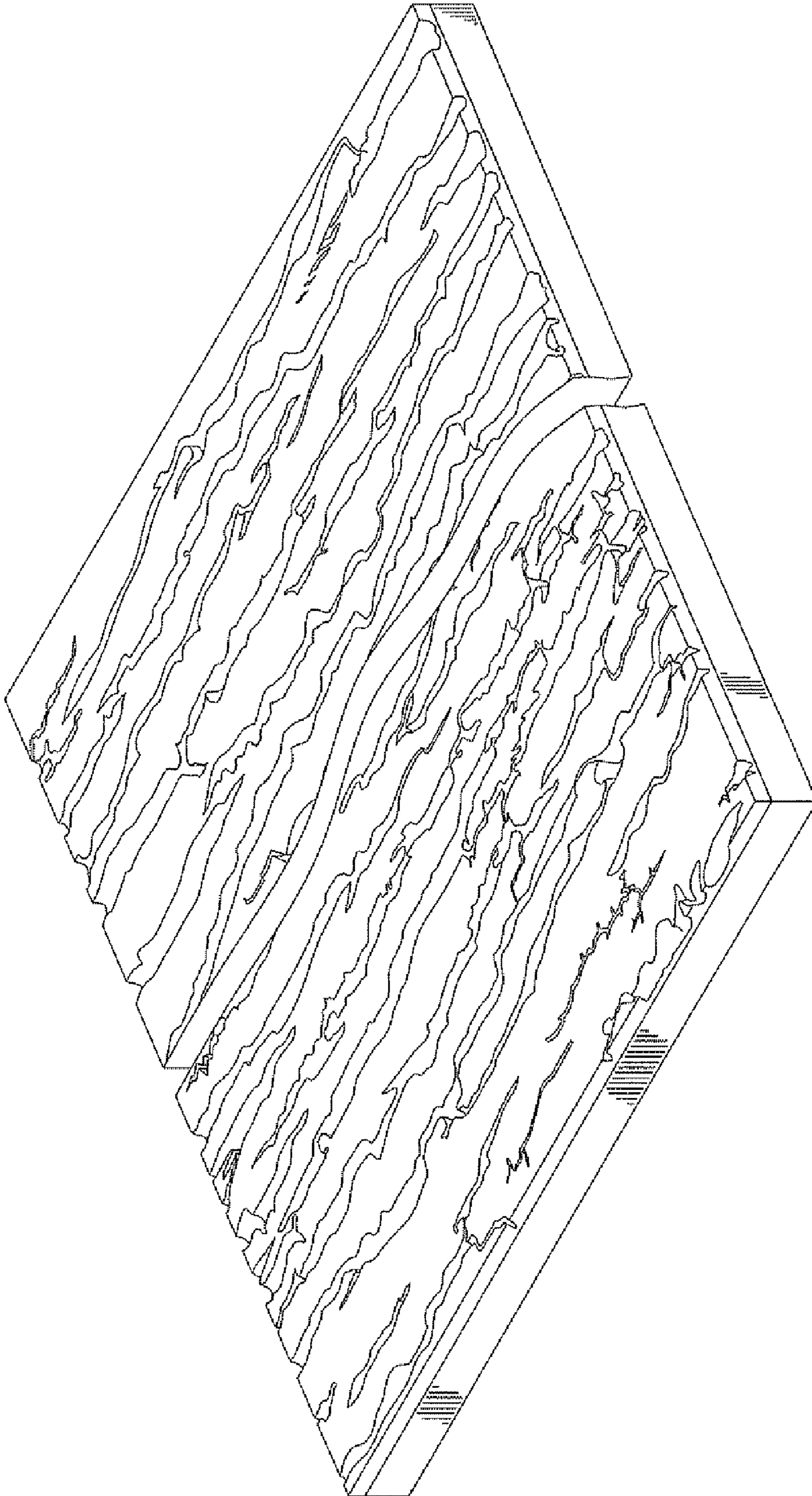


FIG. 1




FIG. 2




FIG. 3




FIG. 4

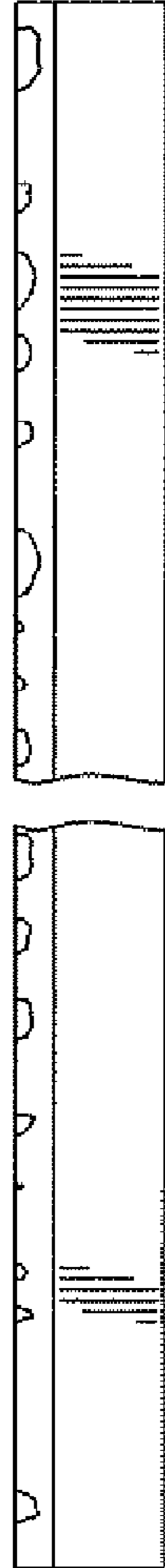


FIG. 5