



US00D620620S

(12) **United States Design Patent**
Suare et al.

(10) **Patent No.:** **US D620,620 S**
(45) **Date of Patent:** **** *Jul. 27, 2010**

(54) **RESIN PANEL WITH REINFORCED
TRANSLUCENT WOOD VENEER DESIGN**

(75) Inventors: **Ruben Suare**, Salt Lake City, UT (US);
R. Talley Goodson, Salt Lake City, UT
(US); **Kirby V. Rea**, Salt Lake City, UT
(US); **Raymond L. Goodson**, Sandy, UT
(US)

(73) Assignee: **3form, Inc.**, Salt Lake City, UT (US)

(*) Notice: This patent is subject to a terminal disclaimer.

(**) Term: **14 Years**

(21) Appl. No.: **29/355,386**

(22) Filed: **Feb. 5, 2010**

Related U.S. Application Data

(63) Continuation of application No. 29/339,022, filed on Jun. 23, 2009, now Pat. No. Des. 609,826, which is a continuation of application No. 12/405,044, filed on Mar. 16, 2009, now Pat. No. 7,691,486, which is a continuation of application No. 11/556,110, filed on Nov. 2, 2006, now Pat. No. 7,504,159.

(51) **LOC (9) Cl.** **25-01**

(52) **U.S. Cl.** **D25/138**

(58) **Field of Classification Search** D25/138-139,
D25/147, 156, 163, 159, 69, 128, 157, 58;
52/311.2, 534, 506.05, 506.06, 506.07; D6/582,
D6/575-584

See application file for complete search history.

(56) **References Cited**

U.S. PATENT DOCUMENTS

D333,352 S 2/1993 Heidmann
5,194,310 A 3/1993 Lenderink

(Continued)

OTHER PUBLICATIONS

Notice of Allowance, U.S. Appl. No. 11/556,110, mailed Jan. 27, 2009 (6 pages).

(Continued)

Primary Examiner—Catherine R Oliver
(74) *Attorney, Agent, or Firm*—Workman Nydegger

(57) **CLAIM**

The ornamental design for a resin panel with reinforced translucent wood veneer design, as shown and described in the Figures.

DESCRIPTION

FIG. 1 is a facing, perspective view of a resin panel portion incorporating the reinforced translucent wood veneer design as used in a partition structure;

FIG. 2 is a close-up perspective view thereof;

FIG. 3 is a front elevational view thereof;

FIG. 4 is a cross-sectional view of FIG. 3, taken along line 4—4 in FIG. 3;

FIG. 5 is a cross-sectional view of FIG. 3, taken along line 5—5 in FIG. 3;

FIG. 6 is a cross-sectional view of FIG. 3, taken along line 6—6 in FIG. 3;

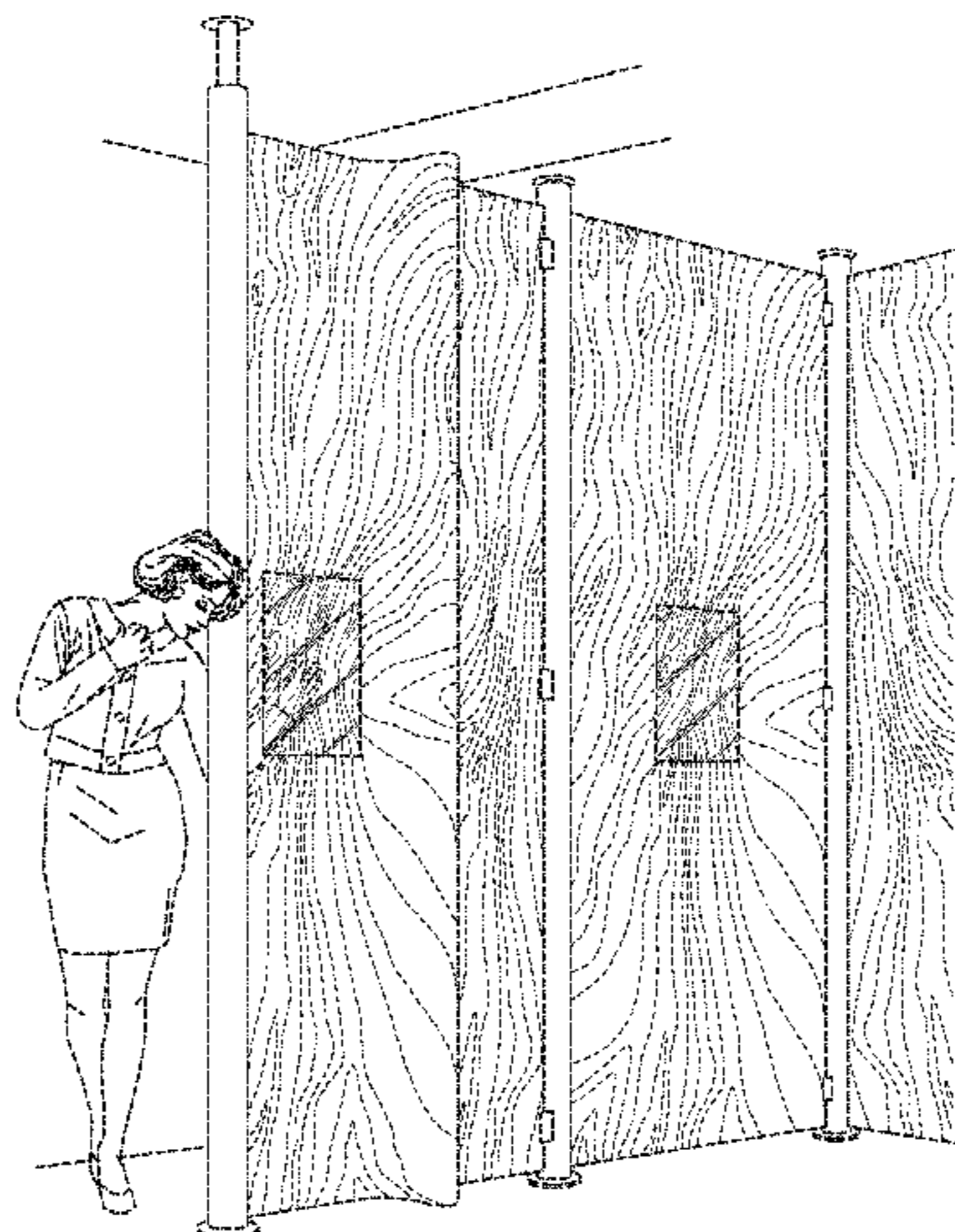
FIG. 7 is a cross-sectional view of FIG. 3, taken along line 7—7 in FIG. 3; and,

FIG. 8 is an enlarged cross-sectional view shown along line 8—8 in FIG. 7.

The rear of the resin panel with reinforced translucent wood veneer design is unornamented.

The broken lines showing environment in the drawings are included for illustrative purposes only and form no part of the claimed design. The outer broken line boundaries in Figures depicting the boundaries of the claimed design indicate that a specific length, width, and shape form no part of the claimed design and are for illustrative purposes only.

1 Claim, 4 Drawing Sheets



US D620,620 S

Page 2

U.S. PATENT DOCUMENTS

D376,636 S 12/1996 Betz
6,322,862 B1 11/2001 Sakai
6,333,094 B1 12/2001 Schneider et al.
D466,224 S 11/2002 Stackhouse
6,649,245 B2 11/2003 Lenderink
6,743,327 B2 6/2004 Schober
7,090,380 B2 8/2006 Gerfers, III
D537,544 S 2/2007 Bledsoe et al.
D540,473 S 4/2007 Loggen
D582,574 S 12/2008 Mackenzie
7,504,159 B1 3/2009 Suare et al.

D609,826 S 2/2010 Suare et al.

OTHER PUBLICATIONS

Office Action, U.S. Appl. No. 11/556,110, mailed Jun. 30, 2008 (4 pages).
Notice of Allowance, U.S. Appl. No. 29/339,022, mailed Dec. 23, 2009 (4 pages).
Notice of Allowance, U.S. Appl. No. 29/339,022, mailed Oct. 23, 2009 (4 pages).
USPTO Ex Parte Quayle Action, U.S. Appl. No. 29/339,022, mailed Aug. 25, 2009 (5 pages).
Office Action, U.S. Appl. No. 12/405,044, mailed Nov. 25, 2009 (4 pages).
Office Action, U.S. Appl. No. 12/405,044, mailed Jul. 23, 2009 (4 pages).




FIG. 1

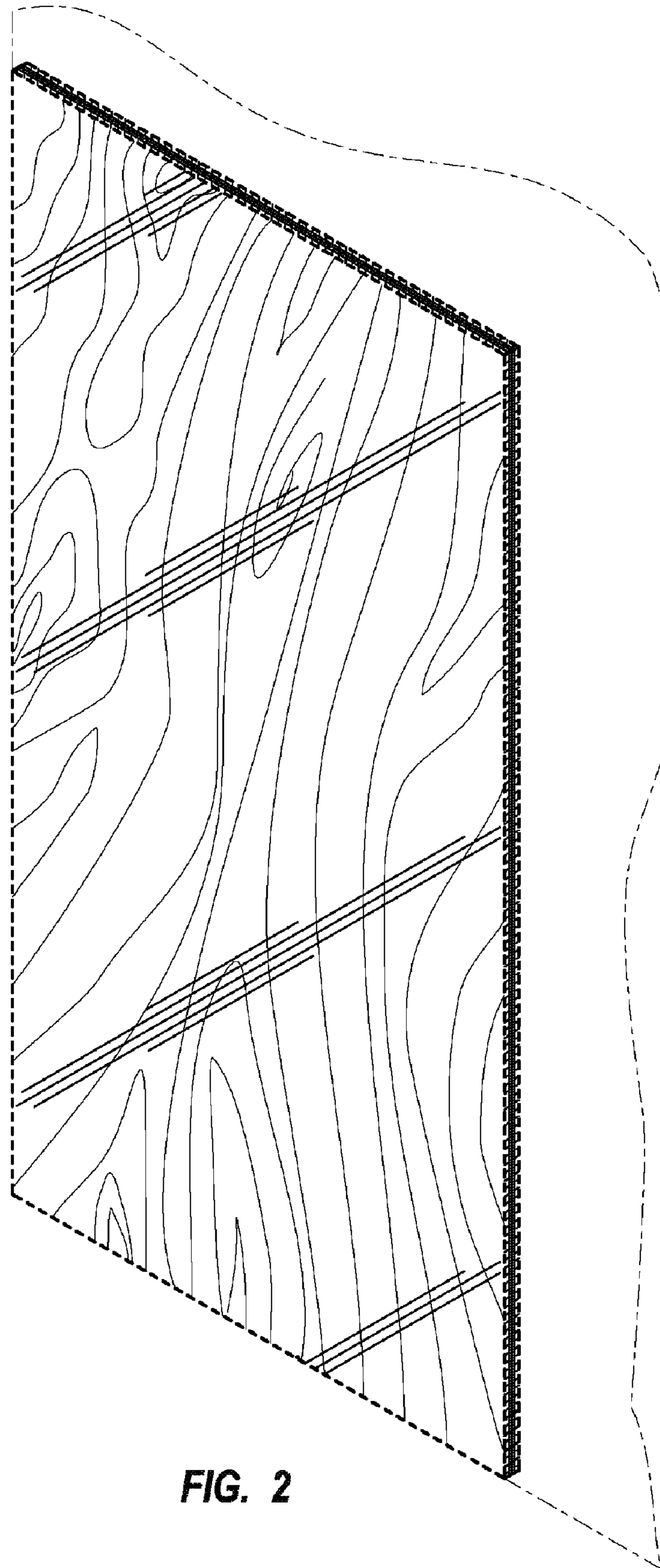
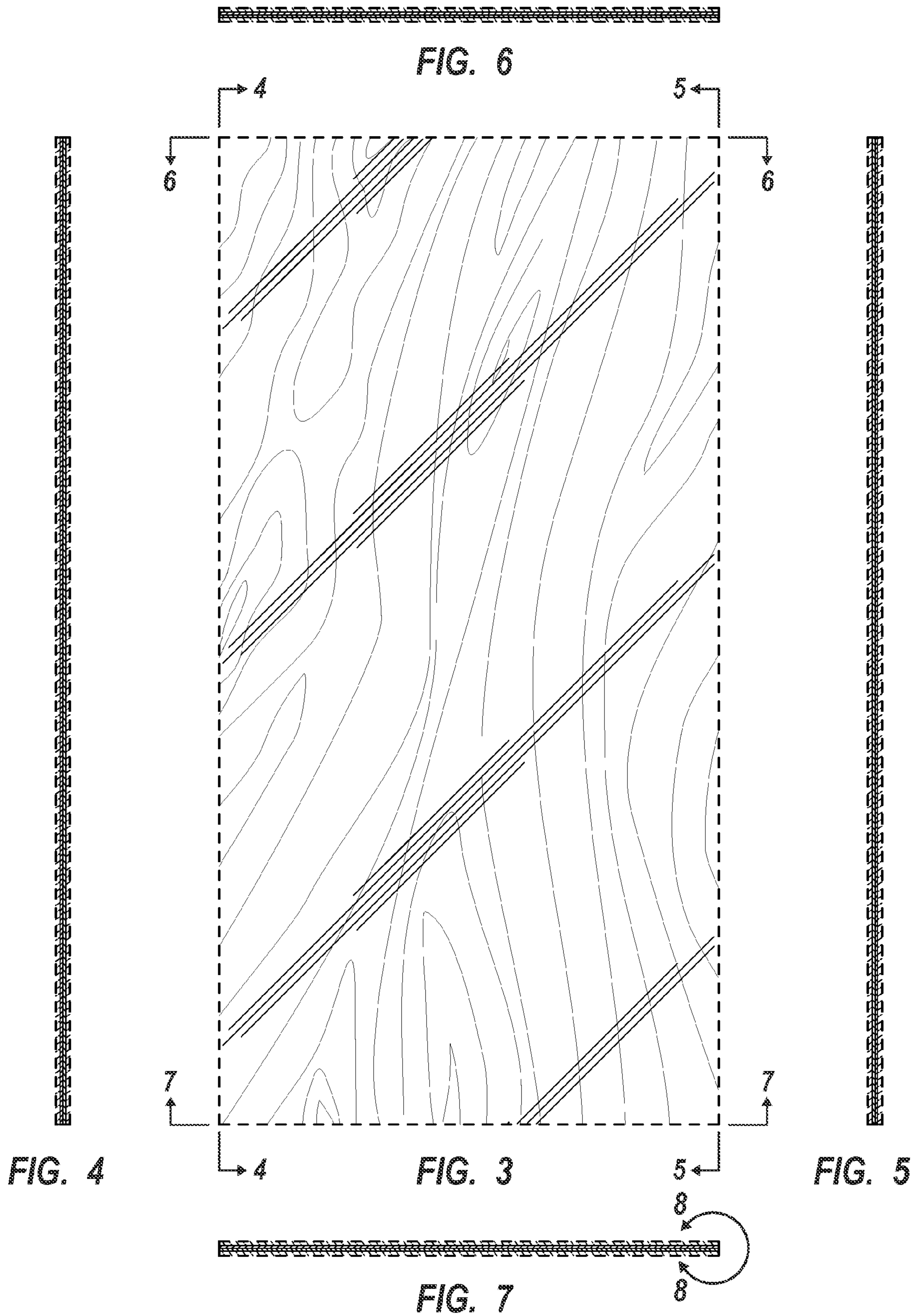


FIG. 2






FIG. 8