



US00D620600S

(12) **United States Design Patent**
Larsen et al.

(10) **Patent No.:** **US D620,600 S**
(45) **Date of Patent:** **** Jul. 27, 2010**

(54) **SPA SHELL**

(75) Inventors: **Christopher Carl Larsen**, Vista, CA
(US); **Sage Nathan Baker**, Cardiff, CA
(US)

(73) Assignee: **Watkins Manufacturing Corporation**,
Vista, CA (US)

(**) Term: **14 Years**

(21) Appl. No.: **29/357,106**

(22) Filed: **Mar. 8, 2010**

(51) **LOC (9) Cl.** **24-04**

(52) **U.S. Cl.** **D24/204**

(58) **Field of Classification Search** D24/204,
D24/201, 205; D23/277, 278, 276, 280.1–280.3;
601/154–158; 4/541.1–541.6, 547, 578.1,
4/579

See application file for complete search history.

(56) **References Cited**

U.S. PATENT DOCUMENTS

D288,125 S	2/1987	Watkins	
D367,708 S	3/1996	Lawing et al.	
D368,530 S	4/1996	Lawing et al.	
D387,869 S	12/1997	Larsen	
D387,870 S	12/1997	Larsen	
D405,181 S	2/1999	Larsen	
D405,182 S	2/1999	Larsen	
D405,185 S	2/1999	Larsen	
D405,186 S	2/1999	Larsen	
D431,297 S	9/2000	Larsen et al.	
D436,178 S	1/2001	Larsen et al.	
D445,904 S	7/2001	Larsen	
D446,309 S	8/2001	Bower	
D446,310 S	8/2001	Bower	
D446,862 S	8/2001	Larsen et al.	
D463,028 S	9/2002	Bower	
D463,569 S	9/2002	Bower	
D465,576 S	11/2002	Larsen	
D496,107 S	9/2004	Larsen	
D513,325 S *	12/2005	Loyd D24/204

D514,704 S *	2/2006	Loyd D24/204
D517,697 S	3/2006	Larsen	
D521,154 S *	5/2006	Loyd D24/204
D522,662 S *	6/2006	Loyd D24/204
D527,828 S	9/2006	Larsen	
D528,663 S *	9/2006	Loyd D24/204
D531,731 S	11/2006	Larsen	
D542,416 S *	5/2007	Larsen D24/204
D542,925 S	5/2007	Larsen	
D543,282 S	5/2007	Larsen	

(Continued)

Primary Examiner—T. Chase Nelson

Assistant Examiner—David G Muller

(74) *Attorney, Agent, or Firm*—Nirav D. Parikh; Edgar A. Zarins

(57) **CLAIM**

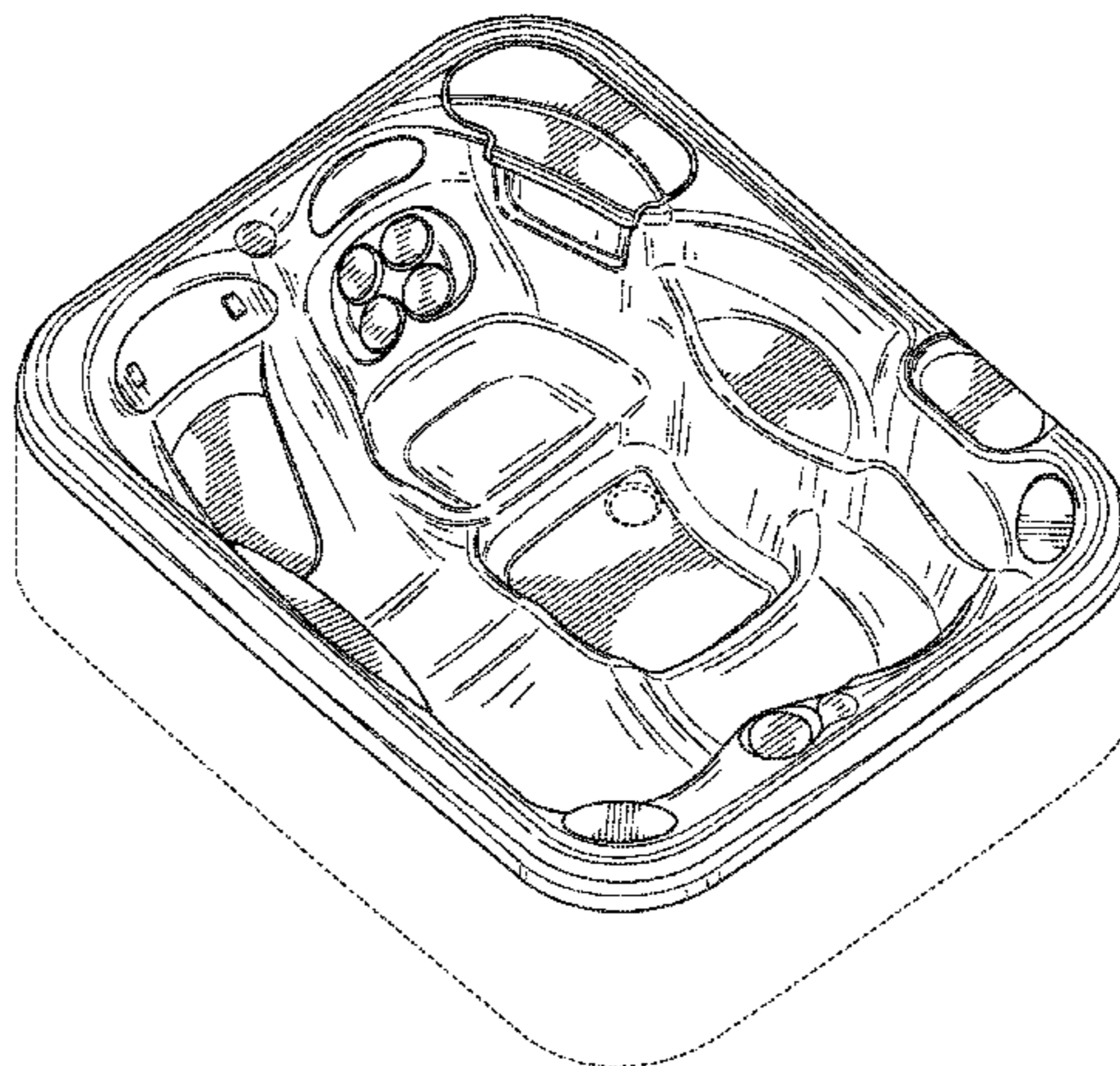
The ornamental design for a spa shell, as shown and described.

DESCRIPTION

FIG. 1 is a perspective view of a spa shell showing our design; FIG. 2 is a perspective view thereof; FIG. 3 is a top plan view thereof; FIG. 4 is a cross-sectional view taken along line 4—4 of FIG. 3; FIG. 5 is a cross-sectional view taken along line 5—5 of FIG. 3; FIG. 6 is a cross-sectional view taken along line 6—6 of FIG. 3; FIG. 7 is a cross-sectional view taken along line 7—7 of FIG. 3; and, FIG. 8 is a cross-sectional view taken along line 8—8 of FIG. 3.

The broken lines in the drawings represent unclaimed portions of the spa shell and form no part thereof.

1 Claim, 6 Drawing Sheets



US D620,600 S

Page 2

U.S. PATENT DOCUMENTS

D543,283 S	5/2007	Larsen	
D550,371 S	9/2007	Larsen	
D551,357 S *	9/2007	Loyd D24/204
D552,746 S *	10/2007	Loyd D24/204
D565,190 S *	3/2008	Lenci D24/204
D573,261 S *	7/2008	Tatum D24/204
D589,624 S	3/2009	Larsen	
D590,951 S	4/2009	Larsen	
D600,816 S	9/2009	Larsen	
D601,263 S	9/2009	Larsen	
D616,104 S *	5/2010	Larsen et al. D24/204
D616,105 S *	5/2010	Larsen et al. D24/204
D616,106 S *	5/2010	Larsen et al. D24/204

* cited by examiner

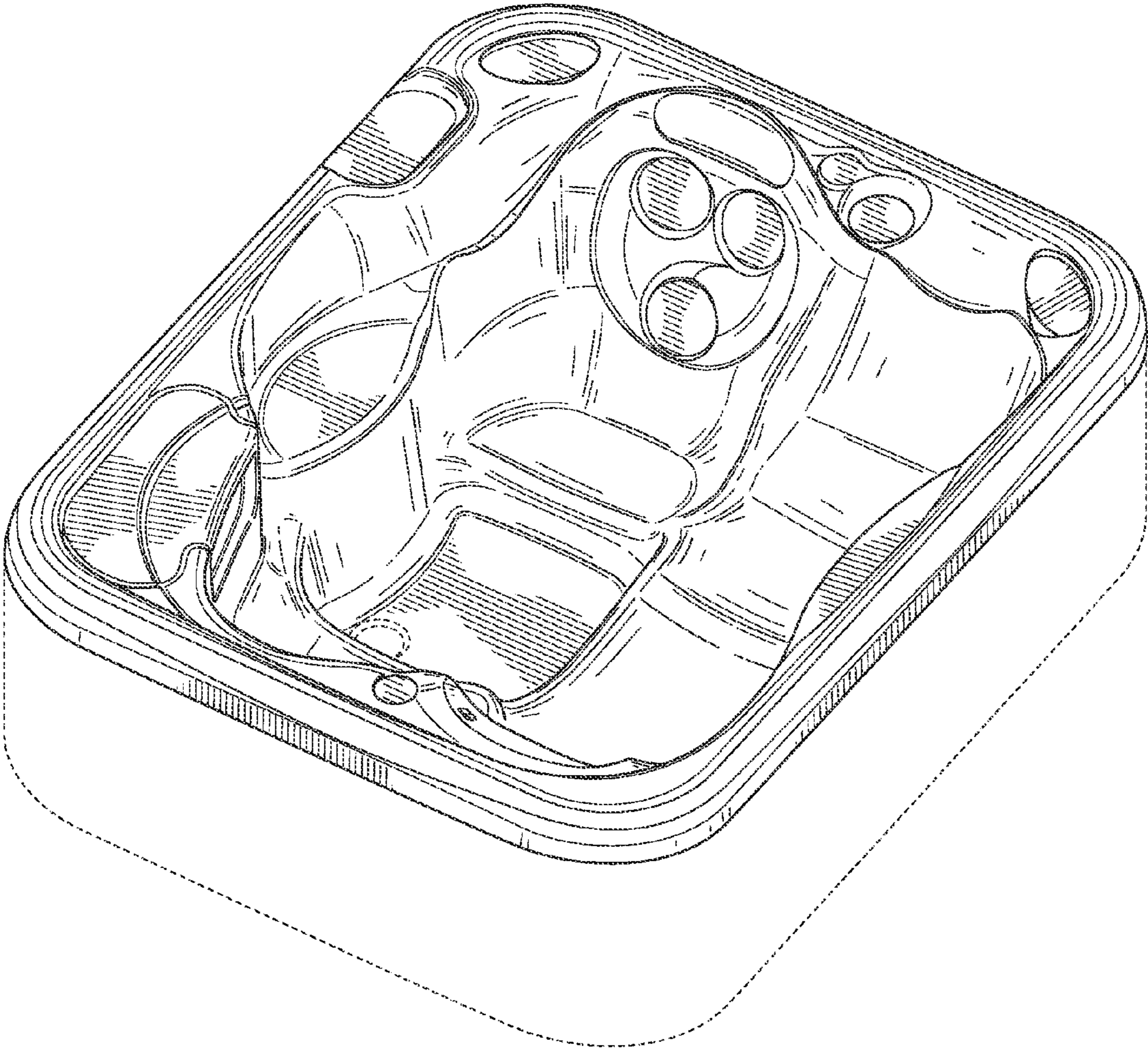


FIG. 1

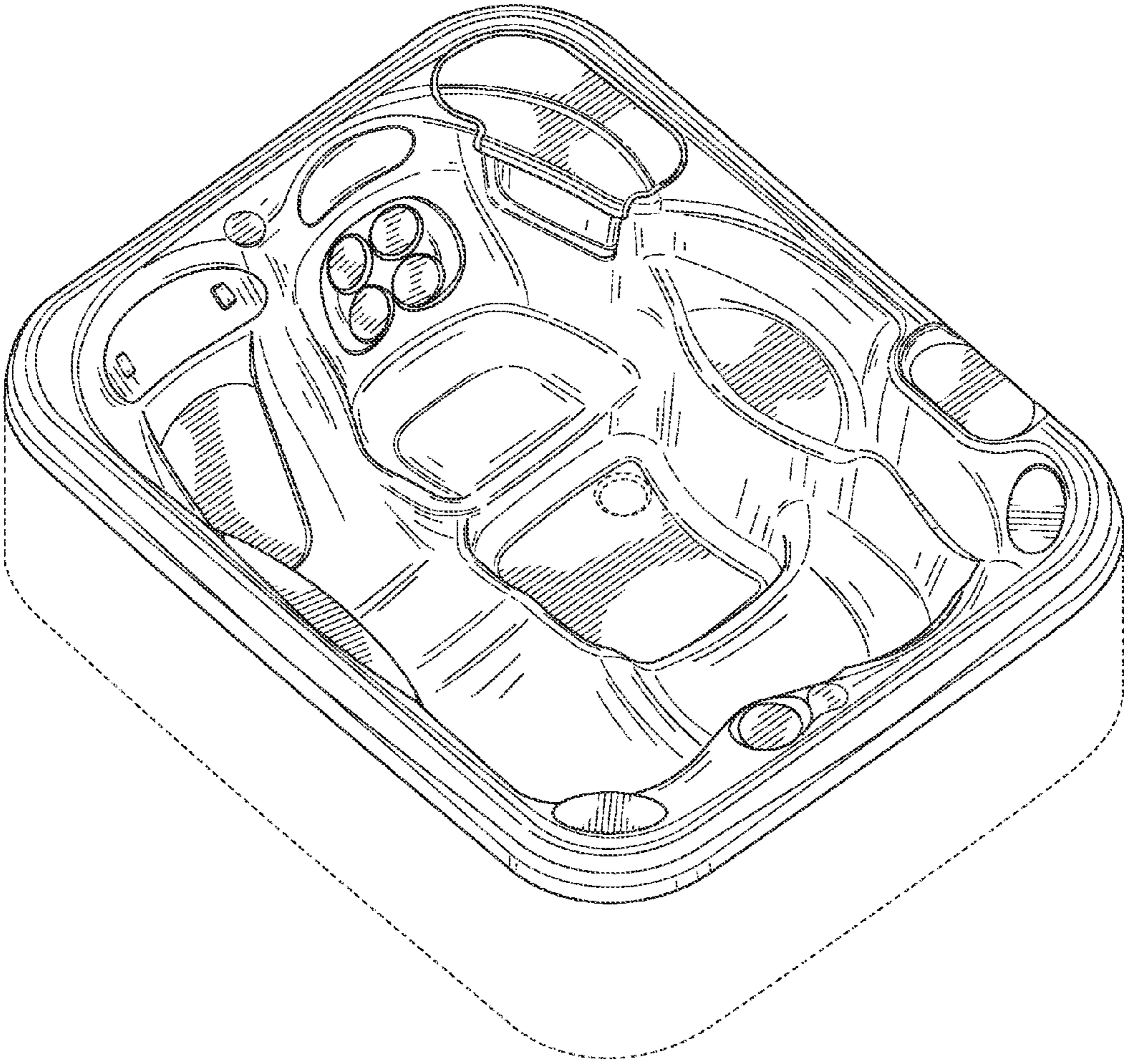


FIG. 2

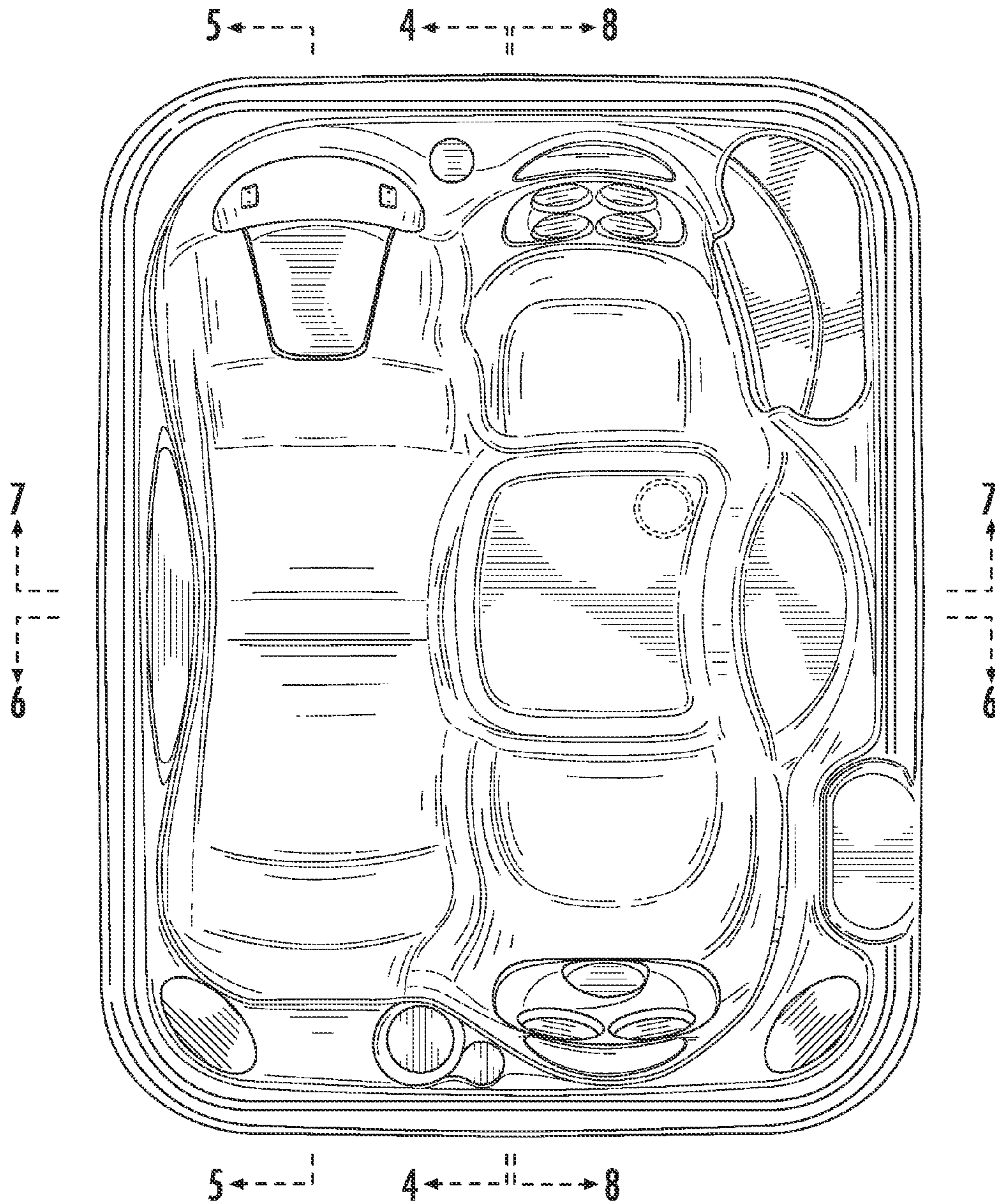


FIG. 3

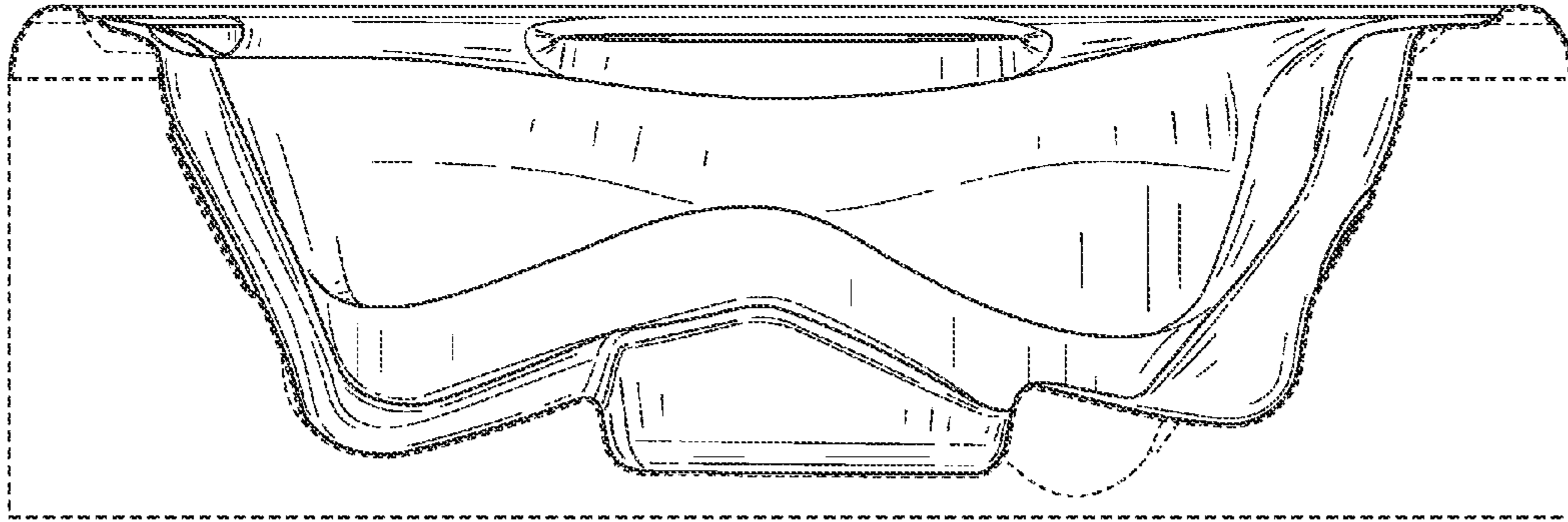


FIG. 4

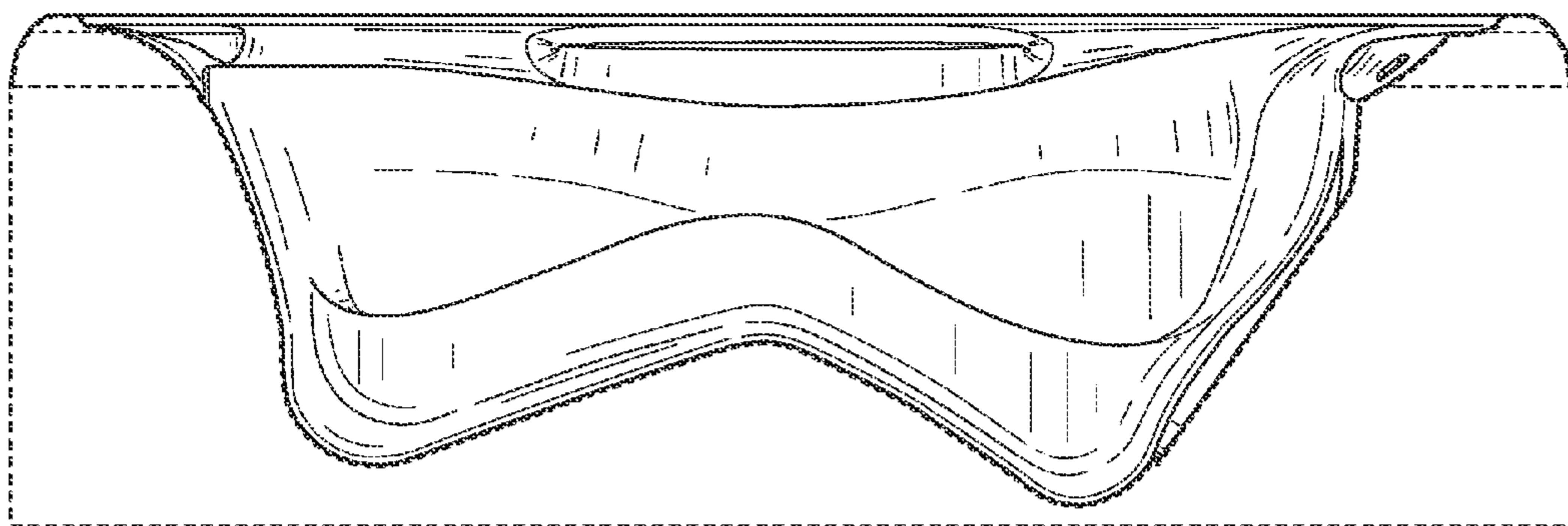


FIG. 5

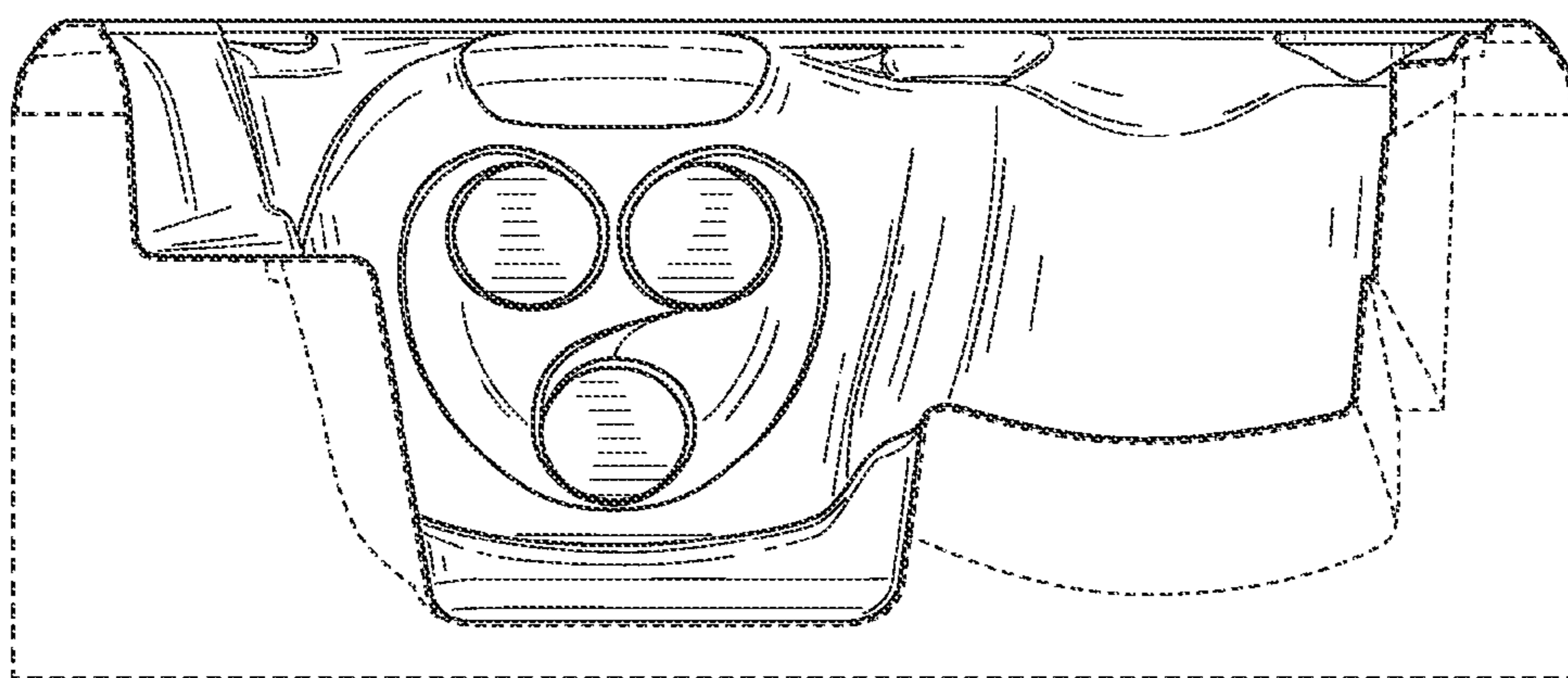


FIG. 6

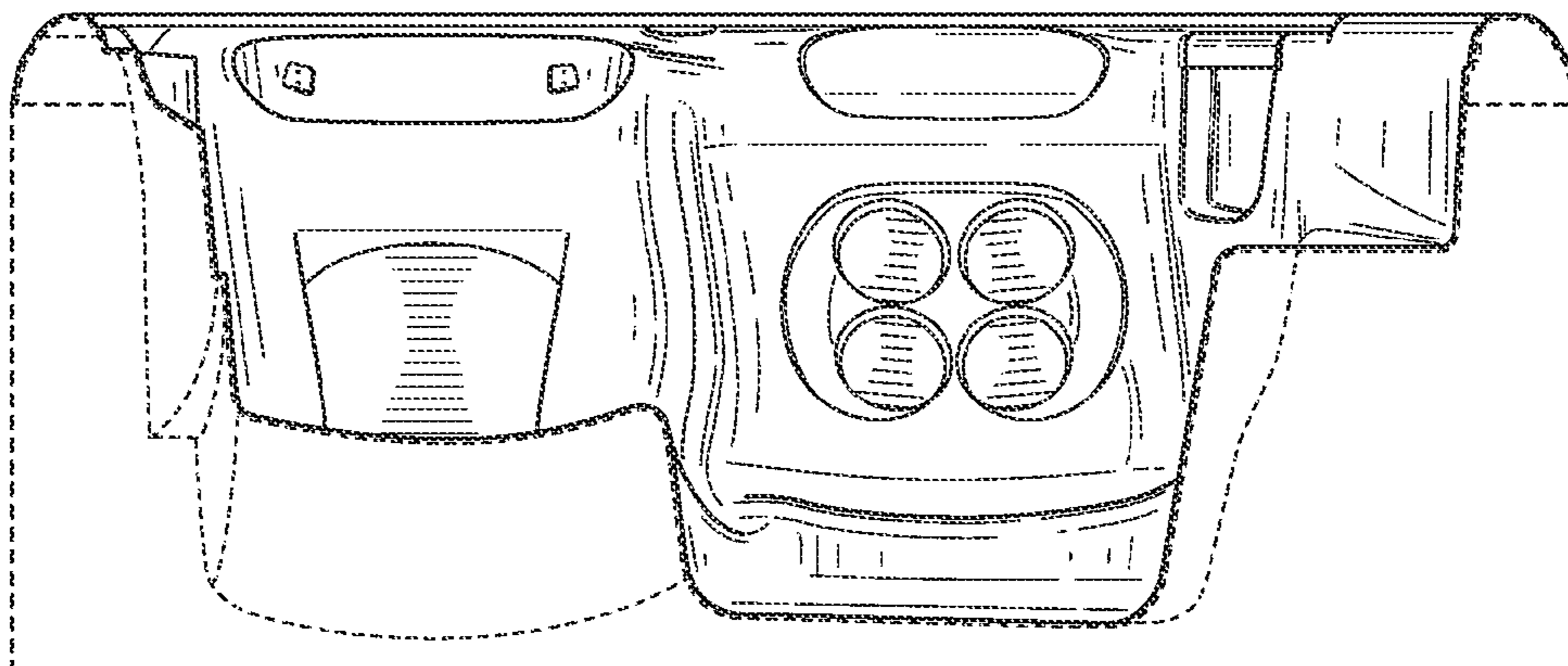


FIG. 7

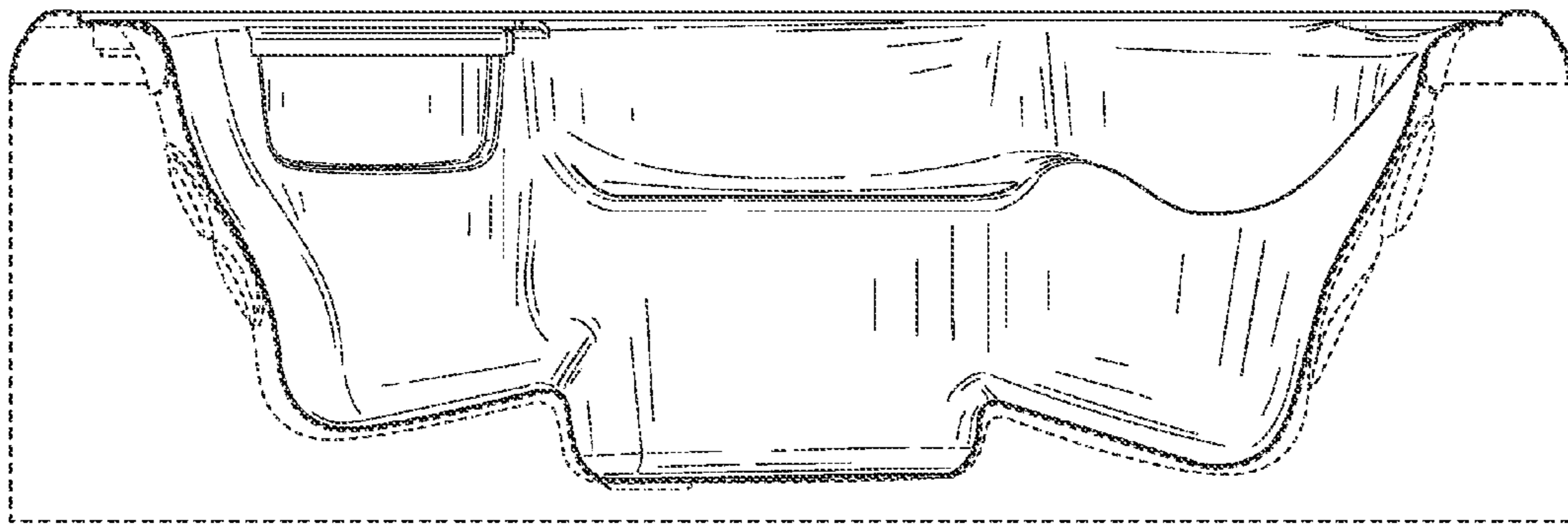


FIG. 8