US00D620592S

(12) United States Design Patent

VanDenBogart et al.

(10) Patent No.: US D620,592 S
(45) Date of Patent: ** Jul. 27, 2010

(54) **TAMPON APPLICATOR**

(75) Inventors: **Tom William VanDenBogart**, Slinger, WI (US); **Cao Hue Chi Pham**, Roswell, GA (US); **YeinSze Ong**, Singapore (SG); **Franz Aschenbrenner**, Kastl (DE); **Dusan Pavlik**, Novy Jicin (CZ); **Gary Mastalish**, Oshkosh, WI (US); **Irina Tsareva**, Moscow Region (RU); **Lynn Ann Weggel**, Appelton, WI (US); **Anastasia Barlas**, Arncliffe (AU); **Priscilla Eng Choo Goh**, Maplewoods (SG); **EunJung Kang**, Seoul (KR)

(73) Assignee: **Kimberly-Clark Worldwide, Inc.**, Neenah, WI (US)

(**) Term: **14 Years**

(21) Appl. No.: **29/343,318**

(22) Filed: **Sep. 10, 2009**

(51) **LOC (9) Cl.** **24-02**
(52) **U.S. Cl.** **D24/141**
(58) **Field of Classification Search** D24/135, D24/141; 606/191; 604/11–18, 206, 363, 604/367, 385.17, 904
See application file for complete search history.

(56) **References Cited**

U.S. PATENT DOCUMENTS

3,042,040	A	7/1962	Galik	
3,765,417	A	10/1973	Crockford	
4,048,998	A	9/1977	Nigro	
D250,663	S	12/1978	Koch	
4,198,978	A	4/1980	Nigro	
4,361,150	A	11/1982	Voss	
4,428,370	A *	1/1984	Keely	604/14
4,447,222	A	5/1984	Sartinoranont	
4,536,178	A	8/1985	Lichstein	
4,620,534	A	11/1986	Zartman	

(Continued)

FOREIGN PATENT DOCUMENTS

EP	0115193	2/1989

(Continued)

OTHER PUBLICATIONS

Moss, Mark D., Sequential Coinjection Hot Runner, Kona Corporation.

(Continued)

Primary Examiner—Ian Simmons
Assistant Examiner—Wan Laymon
(74) *Attorney, Agent, or Firm*—Armstrong Teasdale LLP

(57) **CLAIM**

The ornamental design for a tampon applicator, as shown and described.

DESCRIPTION

FIG. **1** is a front elevation of a first embodiment of our new tampon applicator;

FIG. **2** is a rear elevation thereof;

FIG. **3** is a right side elevation thereof;

FIG. **4** is a left side elevation thereof;

FIG. **5** is a top plan view thereof;

FIG. **6** is a bottom plan view thereof;

FIG. **7** is a perspective view thereof;

FIG. **8** is a front elevation of a second embodiment of our new tampon applicator;

FIG. **9** is a rear elevation thereof;

FIG. **10** is a right side elevation thereof;

FIG. **11** is a left side elevation thereof;

FIG. **12** is a top plan view thereof;

FIG. **13** is a bottom plan view thereof; and,

FIG. **14** is a perspective view thereof.

The broken lines of the plunder in the drawing figures are included for the purpose of illustrating environmental structure and form no part of the claimed design.

1 Claim, 14 Drawing Sheets

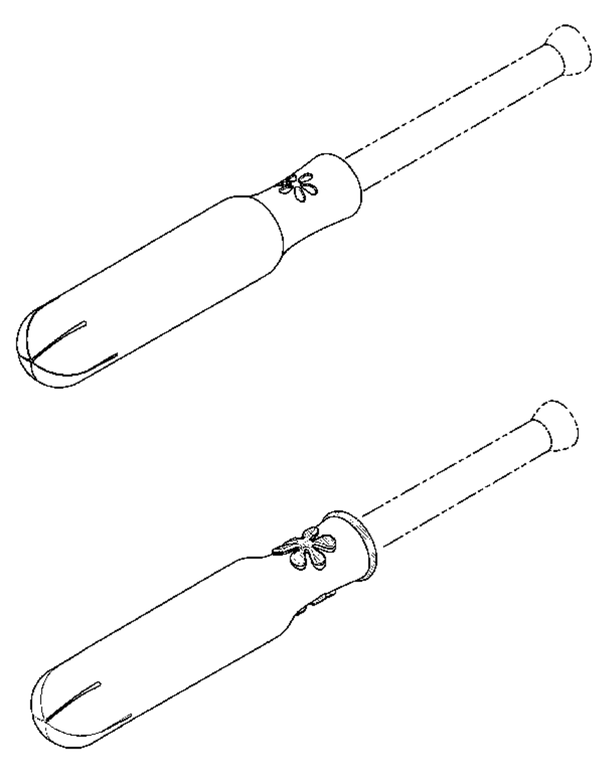

U.S. PATENT DOCUMENTS

5,158,535	A	10/1992	Paul	
5,279,541	A	1/1994	Frayman	
5,389,067	A	2/1995	Rejai	
5,437,628	A	8/1995	Fox	
5,453,085	A	9/1995	Schoelling	
5,533,990	A	7/1996	Yeo	
5,681,894	A	10/1997	Williams	
5,702,553	A	12/1997	Iskra	
5,709,652	A	1/1998	Hagerty	
5,746,710	A	5/1998	Nielson	
5,788,663	A	8/1998	Igaue	
5,788,664	A	8/1998	Scalise	
5,931,803	A	8/1999	Jackson	
D415,565	S	10/1999	Hayes	
6,095,999	A	8/2000	Jackson	
6,416,488	B1	7/2002	Jackson	
6,450,985	B1	9/2002	Schoelling	
6,450,986	B1	9/2002	Binner	
6,511,452	B1	1/2003	Rejai	
6,533,748	B2	3/2003	Buzot	
6,572,577	B1	6/2003	Binner	
6,610,025	B2	8/2003	Berg	
6,645,136	B1	11/2003	Zunker	
6,652,477	B2	11/2003	Karapasha	
6,673,032	B2	1/2004	Buzot	
6,695,763	B2	2/2004	Zunker	
D492,033	S	6/2004	Jarmon et al.	
6,890,324	B1	5/2005	Jackson	
6,923,789	B2	8/2005	Lemay	
6,939,289	B2	9/2005	Zunker	
D512,142	S *	11/2005	Weber et al.	D24/141
D515,212	S	2/2006	Edgett	
7,014,637	B1	3/2006	Denti	
7,044,928	B2	5/2006	Lemay	
7,081,110	B2	7/2006	Karapasha	
7,172,573	B1	2/2007	Lamb	
7,241,274	B2	7/2007	Suga	
7,250,129	B2	7/2007	Williams	
D572,362	S	7/2008	Edgett et al.	
D602,588	S *	10/2009	VanDenBogart et al.	D24/141
2003/0105421	A1 *	6/2003	Jarmon et al.	604/11
2004/0054317	A1	3/2004	Lemay	
2004/0199102	A1	10/2004	Lemay et al.	
2005/0070839	A1	3/2005	Jackson et al.	
2005/0177091	A1 *	8/2005	Jarmon et al.	604/15
2007/0156080	A1 *	7/2007	Loyd et al.	604/15
2008/0004563	A1	1/2008	Lemay et al.	
2008/0033337	A1	2/2008	Dougherty	
2008/0119778	A1 *	5/2008	Jorgensen et al.	604/14
2010/0016780	A1 *	1/2010	VanDenBogart et al.	604/15

FOREIGN PATENT DOCUMENTS

EP	0392281	10/1990
EP	1198215	8/2005
EP	1551347	12/2007
GB	2166656	5/1986
WO	2001000126	1/2001
WO	2007089306	8/2007
WO	2008019093	2/2008

OTHER PUBLICATIONS

Selden, R., Sandwich Injection Molding of Thermoplastics—A Literature Survey, Journal of Injection Molding Technology, Dec. 1997, Vol. 1, No. 4.

Allan; Bevis; McCalla; Mubarak, Multi-Component Laminate Moulding, Wolfson Centre for Materials Processing, Brunel University, Uxbridge, U.K.

Stewart, Richard, Multicomponent Molding: In-Mold Techniques Eliminate Downstream Operations To Cut Costs and Boost Quality, Plastics Engineering: North America Cover Story, www.4spe.org, Jun. 2008.

Nguyen; Turcott; Derdouri; Ait Messaoud; Sanschagrin; Salamon; Koppi, Polymer Melt Flow Behavior in the Coinjection Molding Process, Industrial Materials Institute, National Council Canada; Ecole Polytechnique; Dow Chemical.

http://www.businesswire.com/portal/site/exxonmobil/index, Exxon Mobil Chemical Introduces New Transparent and Translucent TPE Grades to Inspire Design, Jun. 10, 2008.

Hartwig, Molding and Optimization of Barrier Properties for Stretch-blow Molded Bottles, Krupp Corpoplast Maschinenbau GmbH, D-22145 Hamburg, Germany, 5 pages.

Selden, R., Coinjection Molding: Compatibilization of Polyamide-Polypropylene Sandwich Structures, Journal of Injection Molding Technology, Dec. 1998, Vol. 2, No. 4, 10 pages, Molndal, Sweden.

* cited by examiner

FIG. 1

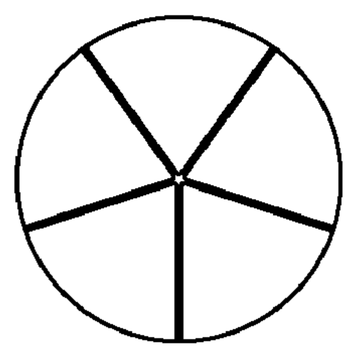

FIG. 2

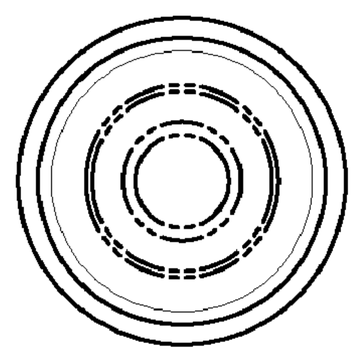

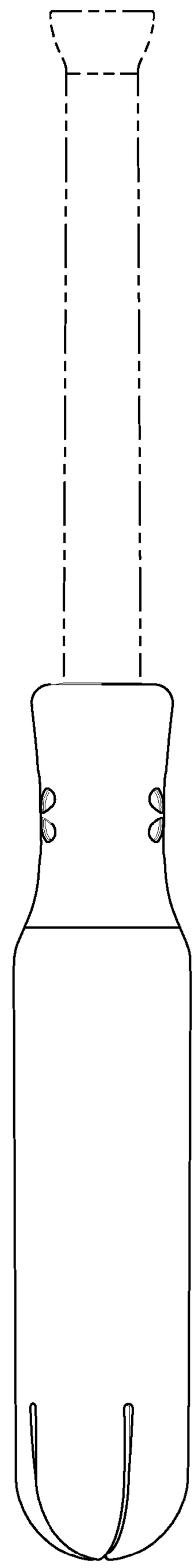

FIG. 3

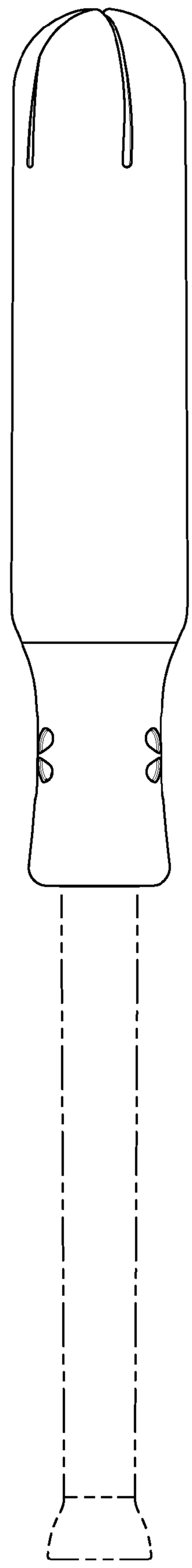

FIG. 4

FIG. 5



FIG. 6



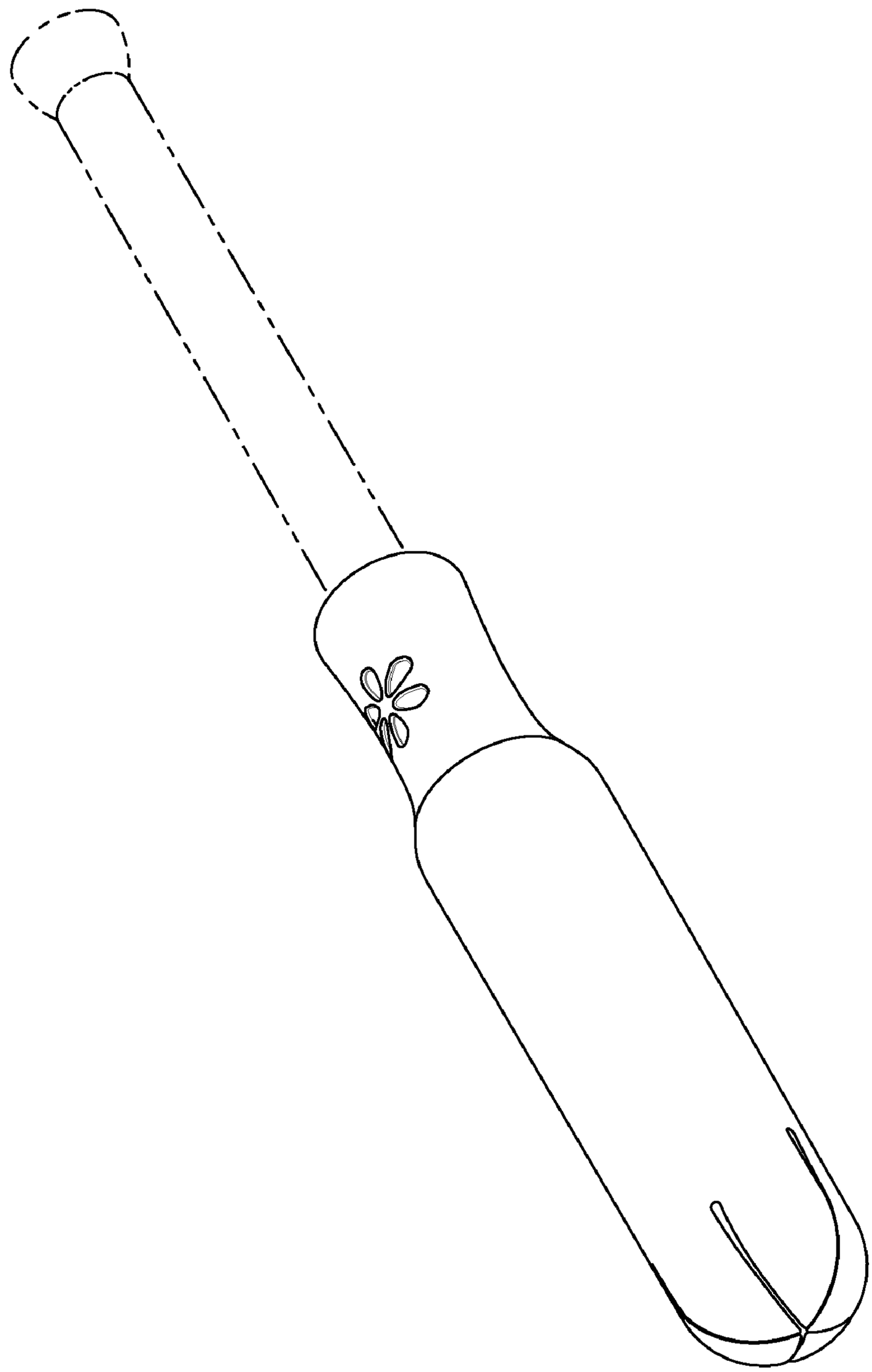

FIG. 7

FIG. 8

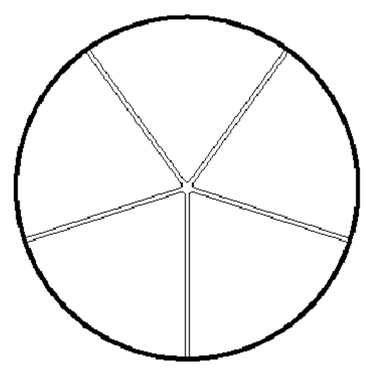

FIG. 9

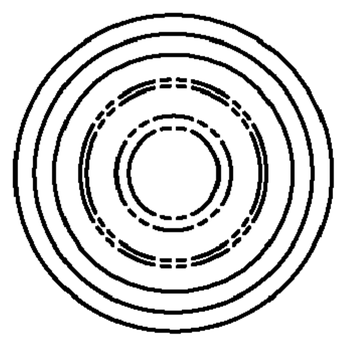

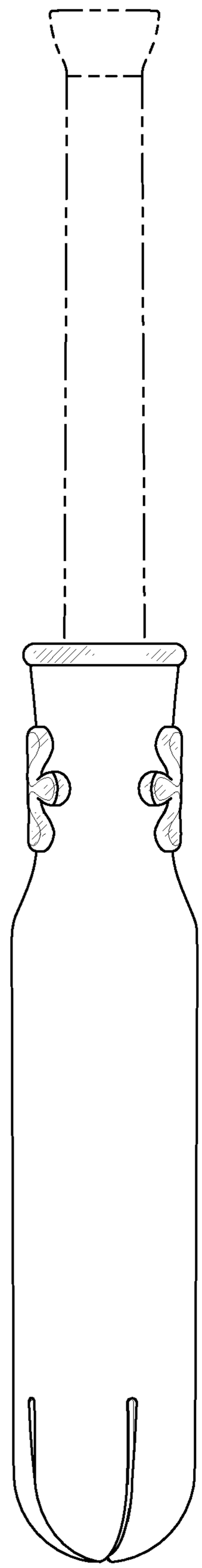

FIG. 10

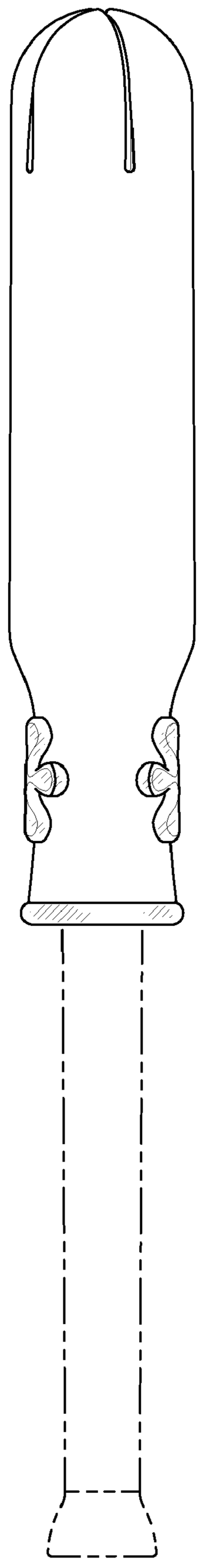

FIG. 11

FIG. 12

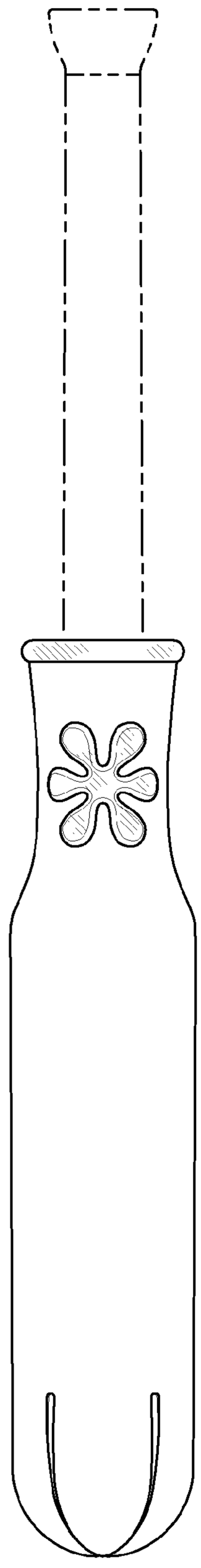

FIG. 13

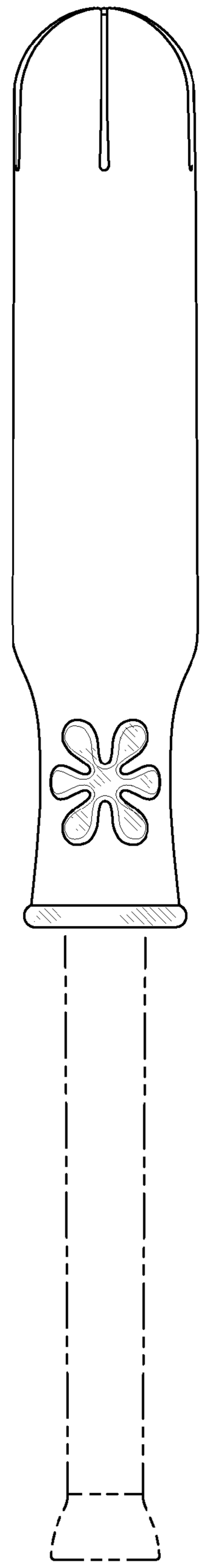

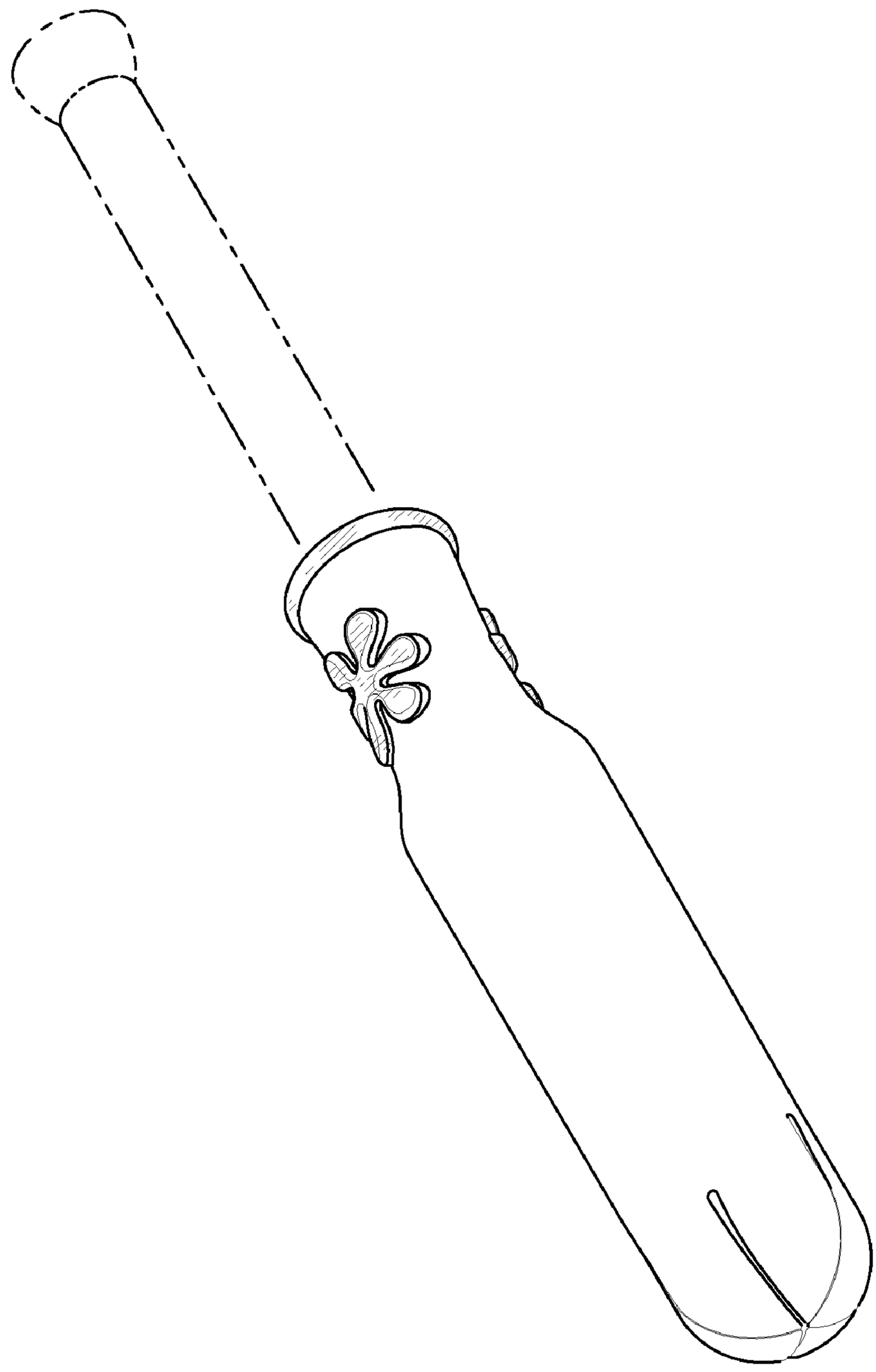

FIG. 14