



US00D620548S

(12) **United States Design Patent**  
**Vreeland**

(10) **Patent No.:** **US D620,548 S**

(45) **Date of Patent:** **\*\* Jul. 27, 2010**

(54) **FABRIC FILTER DEWATERING TUBE FOR COLLECTING SEDIMENT**

D604,800 S \* 11/2009 Vreeland ..... D23/209  
2006/0032809 A1 \* 2/2006 Shaw et al. .... 210/452

(76) Inventor: **Gregory M. Vreeland**, 1217 Lyons Rd.,  
Centerville, OH (US) 45458

\* cited by examiner

*Primary Examiner*—Robin V Webster

(74) *Attorney, Agent, or Firm*—Jacox, Meckstroth & Jenkins

(\*\*) Term: **14 Years**

(21) Appl. No.: **29/310,673**

(57) **CLAIM**

(22) Filed: **Sep. 4, 2008**

The ornamental design of a fabric filter dewatering tube for collecting sediment, as shown and described.

(51) **LOC (9) Cl.** ..... **23-01**

(52) **U.S. Cl.** ..... **D23/209**

(58) **Field of Classification Search** ..... D23/207,  
D23/209; 210/489, 497.01, 497.3, 499; 52/12  
See application file for complete search history.

**DESCRIPTION**

FIG. 1 is a perspective view of a fabric filter dewatering tube for collecting sediment showing my new design, with a middle portion broken away to disclose indefinite length;

FIG. 2 is an end view thereof; and,

FIG. 3 is an opposite end view thereof.

The cross-line pattern, which is partially shown for ease of illustration, represents a conventional fabric and is understood to repeat uniformly throughout the indicated area.

(56) **References Cited**

U.S. PATENT DOCUMENTS

4,639,318	A *	1/1987	Andersson	.....	210/491
5,107,635	A *	4/1992	Carpenter	.....	52/12
5,417,906	A *	5/1995	Chiodo	.....	264/153
D555,759	S *	11/2007	Vreeland	.....	D23/209

**1 Claim, 1 Drawing Sheet**

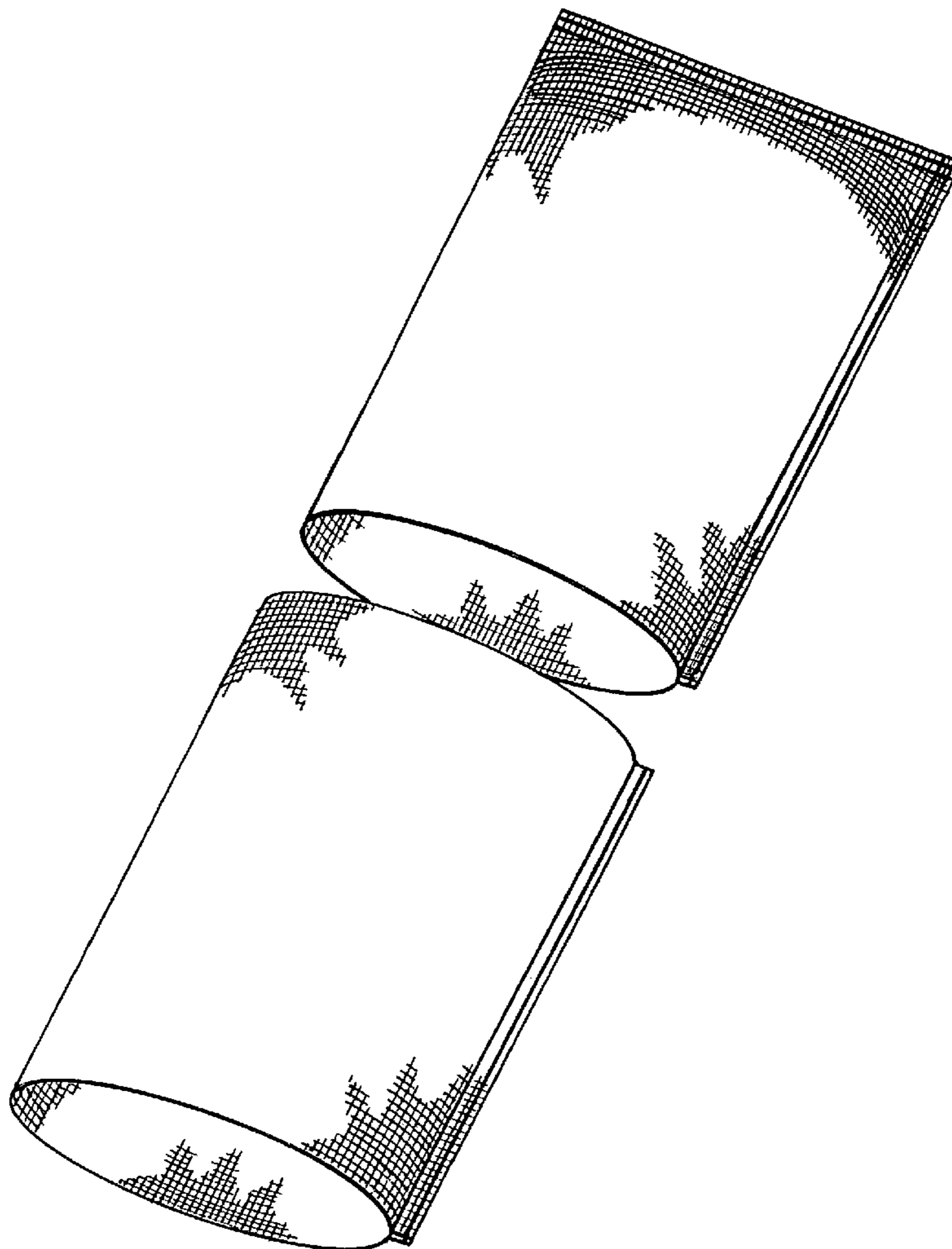


FIG-1

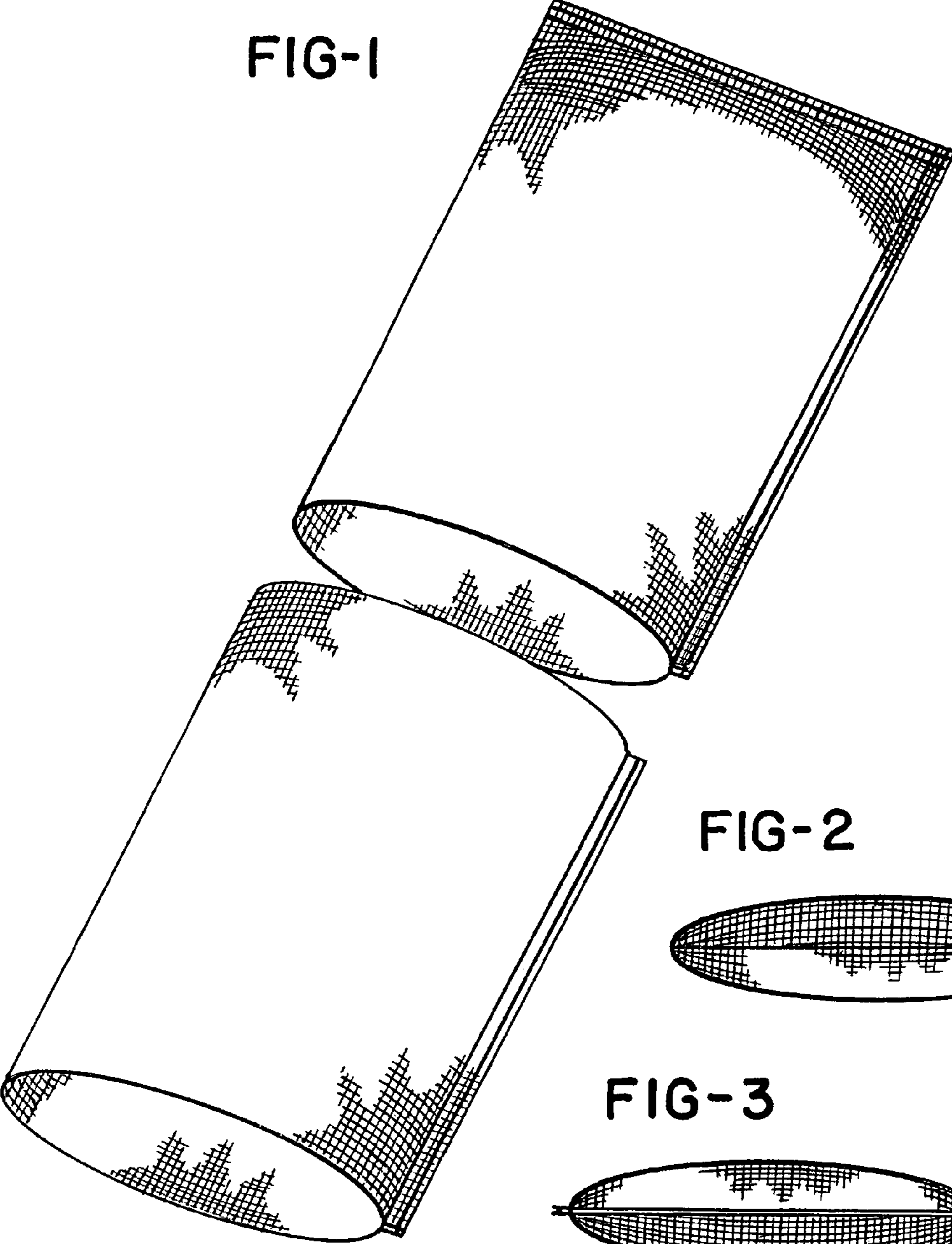


FIG-2




FIG-3

