



US00D620542S

(12) **United States Design Patent**  
**Sheffield**

(10) **Patent No.:** **US D620,542 S**  
(45) **Date of Patent:** **\*\* Jul. 27, 2010**

(54) **GOLF TEE CLUB HOLDER**

(76) Inventor: **Wanda Annette Sheffield**, 151 NE. 210 St., Miami, FL (US) 33179

(\*\*) Term: **14 Years**

(21) Appl. No.: **29/339,549**

(22) Filed: **Jul. 1, 2009**

(51) **LOC (9) Cl.** ..... **21-02**

(52) **U.S. Cl.** ..... **D21/796**

(58) **Field of Classification Search** ..... D21/789,  
D21/796, 717, 718; 473/282, 286, 387-403,  
473/408

See application file for complete search history.

(56) **References Cited**

**U.S. PATENT DOCUMENTS**

- 5,116,046 A \* 5/1992 Pace ..... 473/286
- D335,695 S \* 5/1993 Beck ..... D21/796
- 5,372,362 A \* 12/1994 Barker ..... 473/391
- D357,578 S 4/1995 Brondum
- D364,439 S \* 11/1995 Ragusin ..... D21/796
- D394,957 S 6/1998 Hsu

- 5,842,564 A 12/1998 Clement
- D543,597 S \* 5/2007 Lee et al. .... D21/718
- D566,802 S \* 4/2008 Carroll et al. .... D21/718
- 7,452,284 B2 \* 11/2008 Pepe ..... 473/282

\* cited by examiner

*Primary Examiner*—Mitchell I Siegel  
(74) *Attorney, Agent, or Firm*—KB Patents; Luca D’Ottone

(57) **CLAIM**

The ornamental design for a golf tee club holder, as shown and described.

**DESCRIPTION**


FIG. 1 is a front view of a golf tee club holder showing my new design,

FIG. 2 is a side elevational view of a golf tee club holder showing my new design,

FIG. 3 is a bottom view of a golf tee club holder showing my new design; and,

FIG. 4 is a top plan view of a golf tee club holder showing my new design.

**1 Claim, 4 Drawing Sheets**






FIG. 1




FIG. 2

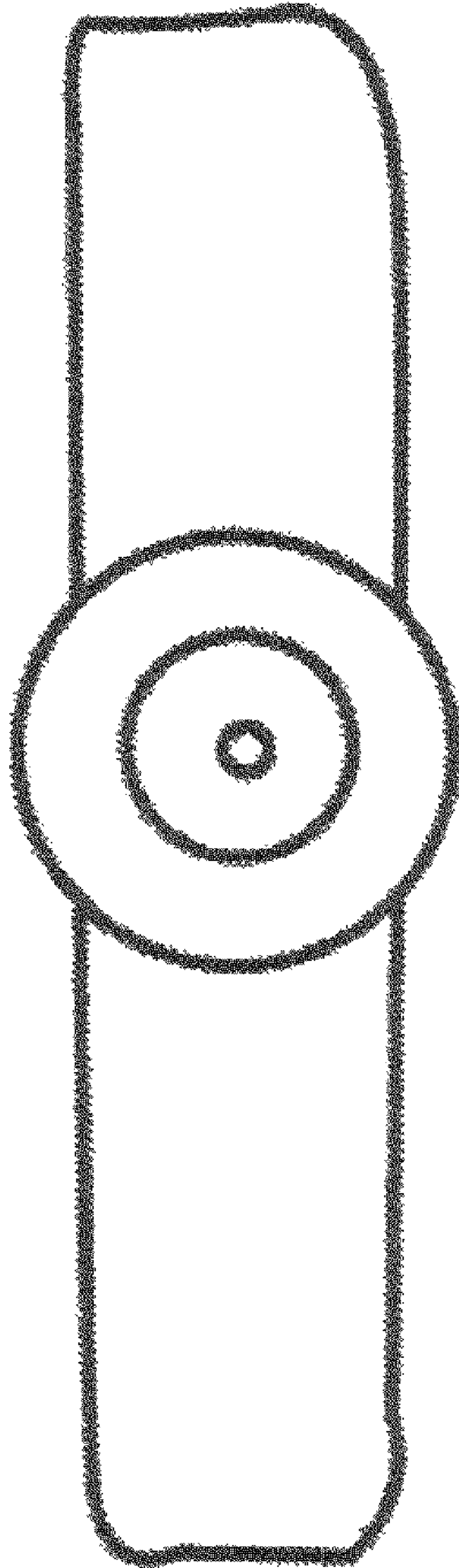


FIG. 3




FIG. 4