

US00D620529S

(12) **United States Design Patent**
Taylor et al.

(10) **Patent No.:** **US D620,529 S**
(45) **Date of Patent:** **** Jul. 27, 2010**

(54) **PORTABLE BANNER DISPLAY**

6,571,496 B2 6/2003 Zarelius
6,598,840 B1 7/2003 Siegl

(75) Inventors: **Ian Taylor**, Inver Grove Heights, MN (US); **Scott Parizek**, Lakeville, MN (US); **Mark A. Fritsche**, Eagan, MN (US)

(Continued)

(73) Assignee: **Skyline Displays, Inc.**, Eagan, MN (US)

FOREIGN PATENT DOCUMENTS

(**) Term: **14 Years**

WO WO 00/47508 8/2000

(21) Appl. No.: **29/352,047**

(Continued)

(22) Filed: **Dec. 15, 2009**

OTHER PUBLICATIONS

Related U.S. Application Data

1 page, prior to Nov. 12, 2007.

(60) Division of application No. 29/332,957, filed on Feb. 27, 2009, which is a continuation of application No. 12/329,074, filed on Dec. 5, 2008.

Primary Examiner—Janice E Seeger

Assistant Examiner—Mary Ann Calabrese

(74) *Attorney, Agent, or Firm*—Patterson Thuente Chistensen Pedersen, P.A.

(51) **LOC (9) Cl.** **20-03**

(52) **U.S. Cl.** **D20/10**

(58) **Field of Classification Search** D20/10,
D20/17, 19, 21, 39, 40–42, 99; 40/124.01,
40/124.02, 124.08, 124.09, 124.16, 124.191,
40/124.19, 538–541, 584, 603–605, 606.12,
40/610, 611.01, 624; D6/332, 511; D10/104,
D10/109; D14/432; D19/1, 9; D21/376;
116/63 P; 248/165, 166; 362/812

See application file for complete search history.

(57) **CLAIM**

We claim the ornamental design for portable banner display, as shown and described.

DESCRIPTION

(56) **References Cited**

U.S. PATENT DOCUMENTS

4,658,560 A 4/1987 Beaulieu
4,700,498 A 10/1987 Perutz et al.
D390,879 S 2/1998 Justen et al.
D410,457 S * 6/1999 Eyler D14/432
D434,806 S 12/2000 Justen et al.
D434,807 S 12/2000 Justen et al.
6,161,320 A 12/2000 Peterson
D449,169 S 10/2001 Bennie et al.
6,454,227 B1 * 9/2002 LaMotte 248/165
D468,362 S 1/2003 Zarelius
6,508,195 B1 1/2003 Tipaldo

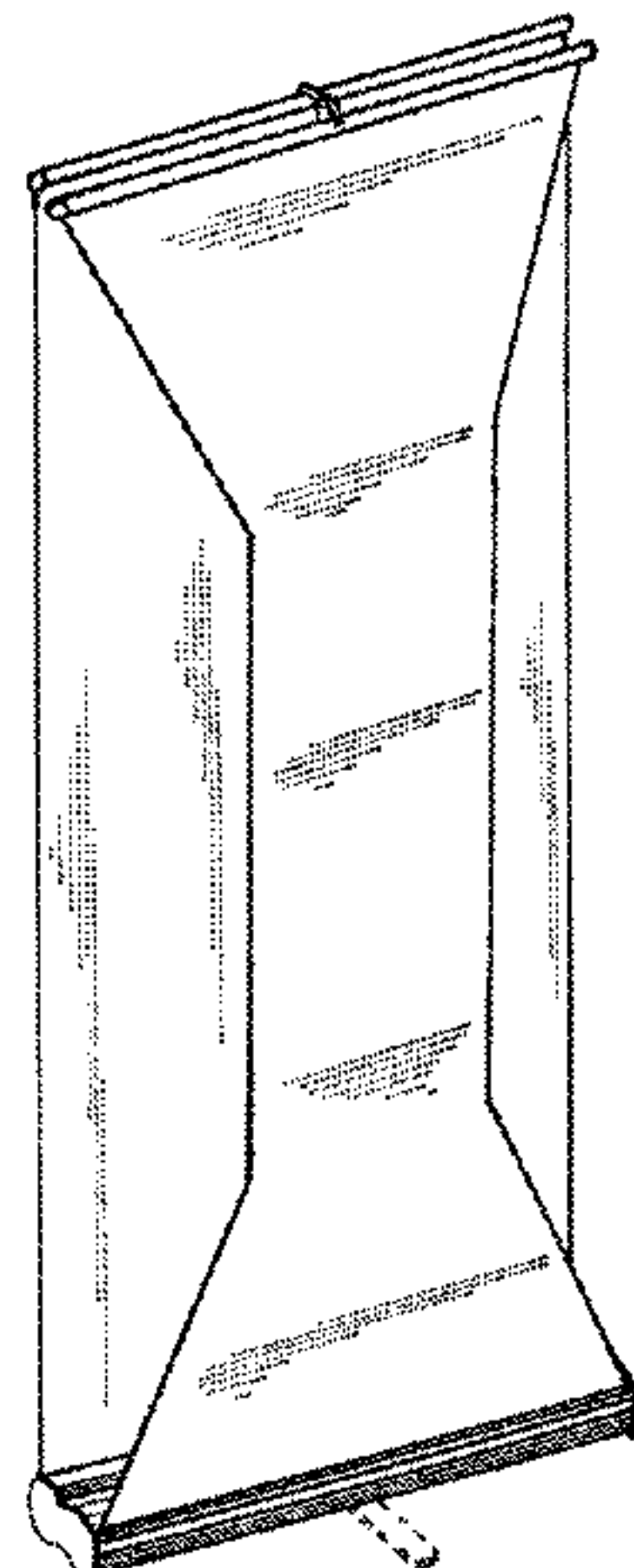
FIG. 1 is a front side perspective view of the invention. The view from the opposite front side being a mirror image thereof.

FIG. 2 is an side elevational view of the invention of FIGS. 1, 2, and 3. The view from the opposite side being identical thereto; and,

FIG. 3 is an back side elevational view of the invention of FIGS. 1, 2, and 3.

In the drawings, the broken lines represent portions of the portable banner display which form no part of the claimed design.

1 Claim, 3 Drawing Sheets



US D620,529 S

Page 2

U.S. PATENT DOCUMENTS

D479,564 S * 9/2003 Carr D21/376
D495,540 S * 9/2004 Lipsztein D6/511
6,829,869 B1 12/2004 Savoie
6,836,988 B2 1/2005 Zarelius
D508,344 S 8/2005 Hwang
6,951,283 B2 10/2005 Savoie
7,024,834 B2 4/2006 Gimpel
7,337,567 B2 3/2008 Fritsche
D576,683 S 9/2008 Frey

7,478,493 B2 1/2009 Brown
D608,830 S * 1/2010 Taylor et al. D20/10
D608,831 S * 1/2010 Taylor et al. D20/10
2002/0050083 A1 5/2002 Zarelius
2006/0107571 A1 5/2006 Steer

FOREIGN PATENT DOCUMENTS

WO WO 01/35381 5/2001
WO WO 01/91092 11/2001

* cited by examiner

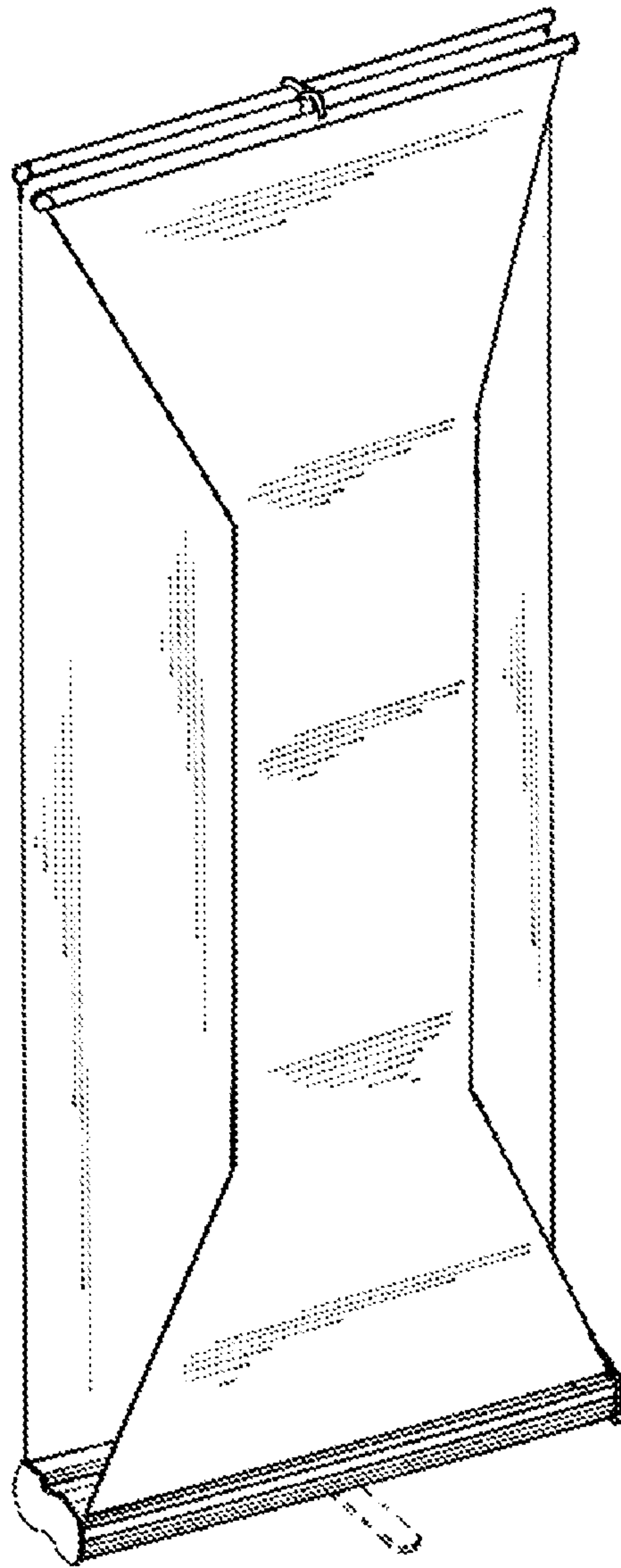


Fig. 1



Fig. 2




Fig. 3