



US00D620515S

(12) **United States Design Patent**  
**Yasuhara et al.**

(10) **Patent No.:** **US D620,515 S**  
(45) **Date of Patent:** **\*\* Jul. 27, 2010**

(54) **SWIMMING GOGGLES**

(75) Inventors: **Kazuto Yasuhara**, Higashiosaka (JP);  
**Shinichi Hadehara**, Higashiosaka (JP)

(73) Assignee: **Yamamoto Kogaku Co., Ltd.**, Osaka  
(JP)

(\*\*) Term: **14 Years**

(21) Appl. No.: **29/308,639**

(22) Filed: **Jun. 27, 2008**

(30) **Foreign Application Priority Data**

Dec. 28, 2007 (JP) ..... 2007-36076

(51) **LOC (9) Cl.** ..... **16-06**

(52) **U.S. Cl.** ..... **D16/303**

(58) **Field of Classification Search** ..... D16/101,  
D16/300-342; D29/109-110; D24/110.2;  
351/41, 44, 51-52, 62, 158, 92, 103-123,  
351/140, 153, 45-46, 157; 2/426-432, 447-449,  
2/441, 434-437, 13, 15; D21/483, 659-661  
See application file for complete search history.

(56) **References Cited**

**U.S. PATENT DOCUMENTS**

D243,482 S \* 3/1977 Fireman ..... D16/303  
4,279,039 A \* 7/1981 Drew ..... 2/428  
D282,500 S \* 2/1986 Fireman ..... D16/303  
5,655,228 A \* 8/1997 Chiang ..... 2/428  
D384,089 S \* 9/1997 Yashiro ..... D16/311

D395,666 S \* 6/1998 Yashiro ..... D16/303  
5,896,589 A \* 4/1999 Chou ..... 2/441  
D409,219 S \* 5/1999 Huang ..... D16/303  
D413,914 S \* 9/1999 Tsubooka ..... D16/303  
D415,780 S \* 10/1999 Minamidani ..... D16/303  
D435,057 S \* 12/2000 Chen ..... D16/311

**OTHER PUBLICATIONS**

“Speedo 05 Spring-Summer Speedo Collection”, p. 92, Mizuno Corporation of Japan, 2005.

\* cited by examiner

*Primary Examiner*—Raphael Barkai

(74) *Attorney, Agent, or Firm*—William L. Androlia; H. Henry Koda

(57) **CLAIM**

The ornamental design for swimming goggles, as shown and described.

**DESCRIPTION**

FIG. 1 is a front elevational view of swimming goggles showing my new design;

FIG. 2 is a rear elevational view thereof;

FIG. 3 is a top plan view thereof;


FIG. 4 is a bottom plan view thereof;

FIG. 5 is a right side elevational view thereof;

FIG. 6 is a left side elevational view thereof; and,

FIG. 7 is a partially enlarged perspective view taken from the front and right side of the goggles.

**1 Claim, 5 Drawing Sheets**






Fig.1

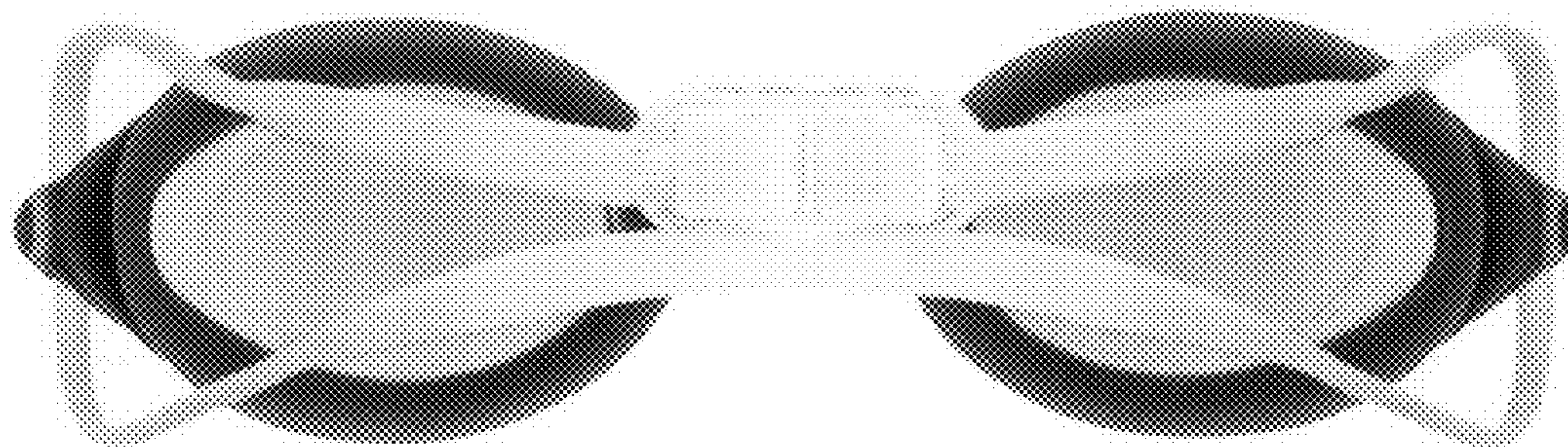


Fig.2

FIG. 3



Fig.3



Fig.4




Fig. 5




Fig. 6




Fig.7